

Cardiff, Newport, Severn Beach and Avonmouth to Bristol, Weston-super-Mare and Taunton

Mondays to Fridays

Operator Days of operation/Notes 1st Class/Reservations/Bus/Ferry Catering facilities	GW	GW A A	GW B B	GW B B	GW C C	GW C C	GW C C	GW A A	XC D D	GW E E	GW	GW A A	GW I I	GW	GW	GW F F	GW A A	GW B B
Cardiff Central (CDF) 7 d		0507						0554				0623				0628	0653	
Newport (South Wales) (NWP) d		0525						0607				0637				0642	0706	
Severn Tunnel Jn (STJ) d																0653		
Patchway (PWY) d																0706		
Bristol Parkway (BPW) 7 a		0551						0626				0657					0725	
Bristol Parkway (BPW) 7 d						0613					0644				0702			
Filton Abbey Wood (FIT) d						0617					0648				0706	0710		
Ashley Down (ASD) d																		
Severn Beach (SVB) d							0553								0631			
St Andrews Road (SAR) d							0559								0637			
Avonmouth (AVN) 2 d							0603								0644 ^c			
Portway Park & Ride (PRI) d							0606								0646			
Shirehampton (SHH) d							0608								0648			
Sea Mills (SML) d							0612								0652			
Clifton Down (CFN) d							0617								0658			
Redland (RDA) d							0620								0701			
Montpelier (MTP) d							0622								0703			
Stapleton Road (SRD) d						0622	0627								0707			
Lawrence Hill (LWH) d						0626	0630								0711			
Bristol Temple Meads (BRI) 10 a						0631	0634					0656			0715	0719	0718	
Bristol Temple Meads (BRI) 10 d	0502		0522	0555	0610				0640	0648				0703	0719			0738
Bedminster (BMT) d														0706	0722			
Parson Street (PSN) d														0709	0725			
Nailsea & Backwell (NLS) d	0515			0605	0620									0716	0733			
Yatton (YAT) d	0521		0535	0611	0626									0722	0738			
Worle (WOR) d	0528			0617	0632									0728	0744			
Weston Milton (WNM) d	0533													0733	0749			
Weston-super-Mare (WSM) a	0536		0545	0622	0639					0707				0736	0754			
Weston-super-Mare (WSM) d	0539		0547	0624						0708				0739				
Highbridge & Burnham (HIG) d	0550		0558	0635						0719				0750				
Bridgwater (BWT) d	0557		0605	0643						0727				0757				0805
Taunton (TAU) a	0608		0615	0653					0710	0737				0808				0815
Exeter St Davids (EXD) 6 a	0636		0642	0722					0737	0805								0842

ASHLEY DOWN STATION IS EXPECTED TO OPEN DURING THE VALIDITY OF THIS TIMETABLE

For the complete service between Cardiff, Newport and Severn Tunnel Junction see table 128

For the complete service between Taunton and Exeter see table 135

NOTES (see introductory pages for explanation of train operator codes and standard symbols)

- a Arrival time
- d Departure time
- c Arrives 3 minutes earlier

- A To London Paddington
- B To Penzance
- C To Westbury
- D To Plymouth
- E To Newquay until 6 September. To Penzance from 9 September
- F To Portsmouth Harbour

Cardiff, Newport, Severn Beach and Avonmouth to Bristol, Weston-super-Mare and Taunton

Mondays to Fridays

Operator Days of operation/Notes 1st Class/Reservations/Bus/Ferry Catering facilities	GW	GW D	GW D	GW A	GW	XC G	GW D	GW	GW F	GW	GW	GW	GW A	XC D	GW	GW D	GW	GW H
Cardiff Central (CDF) 7 d		0657		0723					0728				0755			0759		
Newport (South Wales) (NWP) d		0710		0737					0742				0808			0813		
Severn Tunnel Jn (STJ) d		0721							0752							0823		
Patchway (PWY) d		0732														0840		
Bristol Parkway (BPW) 7 a				0758									0827					
Bristol Parkway (BPW) 7 d			0734								0814	0823		0830				0846
Filton Abbey Wood (FIT) d		0737	0738		0744				0809		0818	0827				0844	0843	0850
Ashley Down (ASD) d					0748j											0847j		
Severn Beach (SVB) d	0701									0733					0801			
St Andrews Road (SAR) d	0707									0739					0807			
Avonmouth (AVN) 2 d	0712									0746c					0812			
Portway Park & Ride (PRI) d	0714									0748					0814			
Shirehampton (SHH) d	0716									0750					0816			
Sea Mills (SML) d	0720									0754					0820			
Clifton Down (CFN) d	0726									0800					0826			
Redland (RDA) d	0728									0802					0828			
Montpelier (MTP) d	0730									0804					0830			
Stapleton Road (SRD) d	0736				0751					0810					0835			0850
Lawrence Hill (LWH) d	0740				0755					0813					0839			0854
Bristol Temple Meads (BRI) 10 a	0745	0749	0749		0758				0817	0817	0828	0835		0839	0844	0852	0857	0859
Bristol Temple Meads (BRI) 10 d			0752			0812		0816		0825				0845		0856		
Bedminster (BMT) d			0756							0828								
Parson Street (PSN) d			0759							0831								
Nailsea & Backwell (NLS) d			0806					0826		0839						0906		
Yatton (YAT) d			0812					0831		0844						0911		
Worle (WOR) d			0818					0837		0850						0917		
Weston Milton (WNM) d			0823							0857								
Weston-super-Mare (WSM) a			0826				←	0843		0900						0924		
Weston-super-Mare (WSM) d			0827					0827								0928		
Highbridge & Burnham (HIG) d			→					0838								0939		
Bridgwater (BWT) d								0845								0946		
Taunton (TAU) a					0842	0855								0917		0956		
Exeter St Davids (EXD) 6 a					0909	0923								0946		1023		

NOTES (see introductory pages for explanation of train operator codes and standard symbols)

- a Arrival time
- d Departure time
- c Arrives 3 minutes earlier
- j This station is expected to open during the validity of this timetable

- A To London Paddington
- D To Plymouth
- F To Portsmouth Harbour
- G To Paignton
- H To Frome

Cardiff, Newport, Severn Beach and Avonmouth to Bristol, Weston-super-Mare and Taunton

Mondays to Fridays

Operator	GW A	XC	GW F	GW A	GW	GW	XC D	GW	GW B	GW J	GW A	GW	GW	XC	GW F	GW	GW	GW A
Days of operation/Notes	111	11	F	A			D		B	J	A			11	F			A
1st Class/Reservations/Bus/Ferry	111	11	F	A			D		B	J	A			11	F			A
Catering facilities	111	11	F	A			D		B	J	A			11	F			A
Cardiff Central (CDF) 7 d	0817		0828	0837					0859		0918				0928			0950
Newport (South Wales) (NWP) d	0830		0842	0850					0912		0931				0942			1003
Severn Tunnel Jn (STJ) d			0852						0923						0953			
Patchway (PWY) d									0939									
Bristol Parkway (BPW) 7 a	0854			0914							0954							1023
Bristol Parkway (BPW) 7 d		0855				0916	0921		0945	0945				1002				1016
Filton Abbey Wood (FIT) d			0911			0920			0945	0949		0950			1009			1019
Ashley Down (ASD) d												0954j						
Severn Beach (SVB) d								0901										
St Andrews Road (SAR) d								0907										
Avonmouth (AVN) 2 d					0846			0912								0946		
Portway Park & Ride (PRI) d					0848			0914								0948		
Shirehampton (SHH) d					0850			0916								0950		
Sea Mills (SML) d					0854			0920								0954		
Clifton Down (CFN) d					0900			0926								1000		
Redland (RDA) d					0902			0928								1002		
Montpelier (MTP) d					0904			0930								1004		
Stapleton Road (SRD) d					0909			0935				0957				1008		
Lawrence Hill (LWH) d					0914			0939				1001				1012		
Bristol Temple Meads (BRI) 10 a		0906	0919		0920	0928	0930	0943	0952	0957		1004		1012	1017	1017	1027	
Bristol Temple Meads (BRI) 10 d					0926		0946		0957				1010			1025		
Bedminster (BMT) d					0929											1028		
Parson Street (PSN) d					0932											1031		
Nailsea & Backwell (NLS) d					0940				1007				1020			1039		
Yatton (YAT) d					0945				1013				1025			1044		
Worle (WOR) d					0951				1019				1031			1050		
Weston Milton (WNM) d					0956											1055		
Weston-super-Mare (WSM) a					1000				1025				1038			1100		
Weston-super-Mare (WSM) d									1027									
Highbridge & Burnham (HIG) d									1038									
Bridgwater (BWT) d									1046									
Taunton (TAU) a							1016		1056									
Exeter St Davids (EXD) 6 a							1044		1123									

NOTES (see introductory pages for explanation of train operator codes and standard symbols)

- a Arrival time
- d Departure time
- j This station is expected to open during the validity of this timetable
- A To London Paddington
- B To Penzance
- D To Plymouth
- F To Portsmouth Harbour
- J To Weymouth

Cardiff, Newport, Severn Beach and Avonmouth to Bristol, Weston-super-Mare and Taunton

Mondays to Fridays

Operator Days of operation/Notes 1st Class/Reservations/Bus/Ferry Catering facilities	XC D ◇ ⌘	GW	GW A B	GW C	GW A B C	GW	XC G ◇ ⌘	GW	GW F	GW	GW A B C	XC D ◇ ⌘	GW	GW B A B	GW J	GW A B C	GW	XC ◇ ⌘	
Cardiff Central (CDF)	7 d			0959		1018				1030		1041			1059		1118		
Newport (South Wales) (NWP)	d			1013		1033				1044		1056			1114c		1131		
Severn Tunnel Jn (STJ)	d			1024											1125				
Patchway (PWY)	d			1039											1139				
Bristol Parkway (BPW)	7 a					1054						1116					1154		
Bristol Parkway (BPW)	7 d	1023			1045		1058					1122				1146			1158
Filton Abbey Wood (FIT)	d		1043	1049			1051		1109	1118				1143	1149			1151	
Ashley Down (ASD)	d						1055j											1155j	
Severn Beach (SVB)	d		1001											1101					
St Andrews Road (SAR)	d		1007											1107					
Avonmouth (AVN)	2 d		1012					1046						1112					
Portway Park & Ride (PRI)	d		1014					1048						1114					
Shirehampton (SHH)	d		1016					1050						1116					
Sea Mills (SML)	d		1020					1054						1120					
Clifton Down (CFN)	d		1026					1100						1126					
Redland (RDA)	d		1028					1102						1128					
Montpelier (MTP)	d		1030					1104						1130					
Stapleton Road (SRD)	d		1036				1058			1108				1135				1158	
Lawrence Hill (LWH)	d		1039				1101			1112				1139				1202	
Bristol Temple Meads (BRI)	10 a	1033	1043	1050	1057		1105	1107	1116	1117	1126		1131	1143	1150	1157		1205	1207
Bristol Temple Meads (BRI)	10 d	1045		1055				1115	1125				1145		1155				
Bedminster (BMT)	d								1128										
Parson Street (PSN)	d								1131										
Nailsea & Backwell (NLS)	d			1105					1139						1205				
Yatton (YAT)	d			1110					1144						1210				
Worle (WOR)	d			1116					1150						1216				
Weston Milton (WNM)	d								1155										
Weston-super-Mare (WSM)	a			1122				1133	1200						1222				
Weston-super-Mare (WSM)	d			1126				1138							1224				
Highbridge & Burnham (HIG)	d			1137											1235				
Bridgwater (BWT)	d			1144											1242				
Taunton (TAU)	a	1115		1155				1158				1215			1252				
Exeter St Davids (EXD)	6 a	1144						1225				1244			1322				

NOTES (see introductory pages for explanation of train operator codes and standard symbols)

- a Arrival time
d Departure time
c Arrives 3 minutes earlier
j This station is expected to open during the validity of this timetable

- A To London Paddington
B To Penzance
C To Westbury
D To Plymouth
F To Portsmouth Harbour
G To Paignton
J To Weymouth

Cardiff, Newport, Severn Beach and Avonmouth to Bristol, Weston-super-Mare and Taunton

Mondays to Fridays

Operator Days of operation/Notes 1st Class/Reservations/Bus/Ferry Catering facilities	GW F	GW 1112 12	GW	GW 1112	GW A 1112 12	XC D 1112 12	GW	GW 1112	GW C	GW A 1112 12	GW	GW F	GW	XC 1112 12	GW 1112	XC D 1112 12	GW A 1112 12	GW
Cardiff Central (CDF) 7 d	1130				1150			1159		1218		1230					1254	
Newport (South Wales) (NWP) d	1144				1203			1212		1231		1244					1307	
Severn Tunnel Jn (STJ) d								1223										
Patchway (PWY) d								1239										
Bristol Parkway (BPW) 7 a					1223					1254							1326	
Bristol Parkway (BPW) 7 d				1216		1225			1246					1310	1317	1322		
Filton Abbey Wood (FIT) d	1209			1220				1243	1250			1254	1308		1321			
Ashley Down (ASD) d												1258j						
Severn Beach (SVB) d							1201											1301
St Andrews Road (SAR) d							1207											1307
Avonmouth (AVN) 2 d			1146				1212					1246						1312
Portway Park & Ride (PRI) d			1148				1214					1248						1314
Shirehampton (SHH) d			1150				1216					1250						1316
Sea Mills (SML) d			1154				1220					1254						1320
Clifton Down (CFN) d			1200				1226					1300						1326
Redland (RDA) d			1202				1228					1302						1328
Montpelier (MTP) d			1204				1230					1304						1330
Stapleton Road (SRD) d			1208				1235				1301	1308						1335
Lawrence Hill (LWH) d			1212				1239				1304	1312						1339
Bristol Temple Meads (BRI) 10 a	1217		1220	1228		1234	1243	1250	1258		1307	1316	1318	1319	1329	1332		1343
Bristol Temple Meads (BRI) 10 d		1220	1225			1245		1256					1322				1345	
Bedminster (BMT) d			1228										1326					
Parson Street (PSN) d			1231										1330					
Nailsea & Backwell (NLS) d		1230	1239					1306					1338					
Yatton (YAT) d		1235	1244					1311					1343					
Worle (WOR) d		1241	1250					1317					1349					
Weston Milton (WNM) d			1256										1353					
Weston-super-Mare (WSM) a		1248	1301					1323					1358					
Weston-super-Mare (WSM) d								1325										
Highbridge & Burnham (HIG) d								1336										
Bridgwater (BWT) d								1343										
Taunton (TAU) a						1316		1354								1415		
Exeter St Davids (EXD) 6 a						1344										1444		

NOTES (see introductory pages for explanation of train operator codes and standard symbols)

- a Arrival time
d Departure time
j This station is expected to open during the validity of this timetable

- A To London Paddington
C To Westbury
D To Plymouth
F To Portsmouth Harbour

Cardiff, Newport, Severn Beach and Avonmouth to Bristol, Weston-super-Mare and Taunton

Mondays to Fridays

Operator Days of operation/Notes 1st Class/Reservations/Bus/Ferry Catering facilities	GW B	GW J	GW A A X	GW	XC ◇ A	GW A A A	GW	GW F	GW	XC D ◇ A	GW A A A	GW	GW B A A	GW H	GW A A A	GW	XC ◇ A	GW F
Cardiff Central (CDF) 7 d	1259		1318					1330			1352		1359		1418			1430
Newport (South Wales) (NWP) d	1312		1331					1344			1405		1413		1431			1444
Severn Tunnel Jn (STJ) d	1323												1424					
Patchway (PWY) d	1338												1440					
Bristol Parkway (BPW) 7 a			1353								1425				1450			
Bristol Parkway (BPW) 7 d		1346		1358					1415	1423				1447		1502		
Filton Abbey Wood (FIT) d	1343	1349		1351				1409	1419				1444	1450		1451		1507
Ashley Down (ASD) d				1355j												1455j		
Severn Beach (SVB) d													1401					
St Andrews Road (SAR) d													1407					
Avonmouth (AVN) 2 d							1346						1412					
Portway Park & Ride (PRI) d							1348						1414					
Shirehampton (SHH) d							1350						1416					
Sea Mills (SML) d							1354						1420					
Clifton Down (CFN) d							1400						1426					
Redland (RDA) d							1402						1428					
Montpelier (MTP) d							1404						1430					
Stapleton Road (SRD) d				1358									1436				1458	
Lawrence Hill (LWH) d				1402									1439				1502	
Bristol Temple Meads (BRI) 10 a	1350	1358		1405	1408		1416	1417	1427	1432		1443	1450	1458		1509	1513	1516
Bristol Temple Meads (BRI) 10 d	1358					1412	1425			1445			1455					
Bedminster (BMT) d							1428											
Parson Street (PSN) d							1431											
Nailsea & Backwell (NLS) d	1408					1422	1439						1505					
Yatton (YAT) d	1414					1427	1444						1510					
Worle (WOR) d	1419					1433	1450						1516					
Weston Milton (WNM) d							1455											
Weston-super-Mare (WSM) a	1426					1440	1500						1522					
Weston-super-Mare (WSM) d	1427												1525					
Highbridge & Burnham (HIG) d	1438												1536					
Bridgwater (BWT) d	1445												1543					
Taunton (TAU) a	1455									1515			1553					
Exeter St Davids (EXD) 6 a	1523									1544			1621					

NOTES (see introductory pages for explanation of train operator codes and standard symbols)

- a** Arrival time
d Departure time
j This station is expected to open during the validity of this timetable

- A** To London Paddington
B To Penzance
D To Plymouth
F To Portsmouth Harbour
H To Frome
J To Weymouth

Cardiff, Newport, Severn Beach and Avonmouth to Bristol, Weston-super-Mare and Taunton

Mondays to Fridays

Operator Days of operation/Notes 1st Class/Reservations/Bus/Ferry Catering facilities	GW	GW F	XC D ◇ ⌘	GW	GW A A ⌘	GW A A ⌘	GW A A ⌘	GW J	GW	XC ◇ ⌘	GW A A ⌘	GW	GW F	GW A A ⌘	XC B ◇ ⌘	GW A A ⌘	GW	GW A A ⌘
Cardiff Central (CDF) 7 d					1454	1459					1518		1530			1554		1559
Newport (South Wales) (NWP) d					1507	1512					1531		1544			1607		1614c
Severn Tunnel Jn (STJ) d						1524												1625
Patchway (PWY) d						1537												1638
Bristol Parkway (BPW) 7 a					1526						1553					1626		
Bristol Parkway (BPW) 7 d		1516	1521					1548		1559				1616	1622			
Filton Abbey Wood (FIT) d		1519				1541		1551	1551				1609	1620				1642
Ashley Down (ASD) d								1555j										
Severn Beach (SVB) d				1501														1601
St Andrews Road (SAR) d				1507														1607
Avonmouth (AVN) 2 d	1446			1512								1546						1612
Portway Park & Ride (PRI) d	1448			1514								1548						1614
Shirehampton (SHH) d	1450			1516								1550						1616
Sea Mills (SML) d	1454			1520								1554						1620
Clifton Down (CFN) d	1505g			1526								1600						1626
Redland (RDA) d	1507			1528								1602						1628
Montpelier (MTP) d	1509			1530								1604						1630
Stapleton Road (SRD) d	1514			1535					1558			1608						1636
Lawrence Hill (LWH) d	1518			1539					1602			1612						1639
Bristol Temple Meads (BRI) 10 a	1522	1527	1534	1543		1549		1559	1605	1609		1616	1617	1628	1631		1643	1650
Bristol Temple Meads (BRI) 10 d	1526		1545			1551	1613					1625			1645			1652
Bedminster (BMT) d	1530					1555						1628						1656
Parson Street (PSN) d	1533					1558						1631						1700
Nailsea & Backwell (NLS) d	1540					1605	1623					1639						1707
Yatton (YAT) d	1546					1611	1628					1644						1712
Worle (WOR) d	1552					1617	1634					1650						1718
Weston Milton (WNM) d	1556					1621						1655						1724
Weston-super-Mare (WSM) a	1600					1625	1641					1700						1727
Weston-super-Mare (WSM) d						1627												1730
Highbridge & Burnham (HIG) d						1638												→
Bridgwater (BWT) d						1645												
Taunton (TAU) a			1615			1656									1716			
Exeter St Davids (EXD) 6 a			1644												1746			

NOTES (see introductory pages for explanation of train operator codes and standard symbols)

- a Arrival time
- d Departure time
- c Arrives 3 minutes earlier
- g Arrives 6 minutes earlier
- j This station is expected to open during the validity of this timetable

- A To London Paddington
- B To Penzance
- D To Plymouth
- F To Portsmouth Harbour
- J To Weymouth

Cardiff, Newport, Severn Beach and Avonmouth to Bristol, Weston-super-Mare and Taunton

Mondays to Fridays

Operator Days of operation/Notes 1st Class/Reservations/Bus/Ferry Catering facilities	GW K	GW A 112 A	GW	XC G 11 ◇	GW 112	GW F	GW 112 A	GW	GW 112	XC B 11 ◇	GW A 112 A	GW L	GW 112	GW J	GW A 112 A	GW	XC 11 ◇	GW F
Cardiff Central (CDF)	7 d	1618				1627					1654		1659		1720			1727
Newport (South Wales) (NWP)	d	1630				1641					1707		1713		1735c			1741
Severn Tunnel Jn (STJ)	d					1651							1724					1751
Patchway (PWY)	d												1734					
Bristol Parkway (BPW)	7 a	1653									1727				1754			
Bristol Parkway (BPW)	7 d	1646		1659				1715	1722					1747		1800		
Filton Abbey Wood (FIT)	d	1650		1651		1705		1719				1741	1751		1751		1807	
Ashley Down (ASD)	d			1655j											1755j			
Severn Beach (SVB)	d											1701						
St Andrews Road (SAR)	d											1707						
Avonmouth (AVN)	2 d						1646					1712						
Portway Park & Ride (PRI)	d						1648					1714						
Shirehampton (SHH)	d						1650					1716						
Sea Mills (SML)	d						1654					1720						
Clifton Down (CFN)	d						1700					1726						
Redland (RDA)	d						1702					1729						
Montpelier (MTP)	d						1704					1731						
Stapleton Road (SRD)	d			1658								1736					1758	
Lawrence Hill (LWH)	d			1702								1739					1802	
Bristol Temple Meads (BRI)	10 a	1658		1705	1708	1715		1718	1728	1731		1745	1750	1759		1805	1809	1815
Bristol Temple Meads (BRI)	10 d			1711			1715	1725		1745			1753					
Bedminster (BMT)	d							1728					1757					
Parson Street (PSN)	d							1731					1800					
Nailsea & Backwell (NLS)	d						1725	1739					1807					
Yatton (YAT)	d						1730	1744					1813					
Worle (WOR)	d						1736	1750					1819					
Weston Milton (WNM)	d							1755					1824					
Weston-super-Mare (WSM)	a				←		1742	1800					1827					
Weston-super-Mare (WSM)	d					1730							1828					
Highbridge & Burnham (HIG)	d					1741							1840					
Bridgwater (BWT)	d					1748							1847					
Taunton (TAU)	a			1742	1759					1815			1858					
Exeter St Davids (EXD)	6 a			1809						1843								

NOTES (see introductory pages for explanation of train operator codes and standard symbols)

- a Arrival time
- d Departure time
- c Arrives 3 minutes earlier
- j This station is expected to open during the validity of this timetable
- A To London Paddington
- B To Penzance
- F To Portsmouth Harbour
- G To Paignton
- J To Weymouth
- K Runs until 20 September. To Weymouth
- L To Salisbury

Cardiff, Newport, Severn Beach and Avonmouth to Bristol, Weston-super-Mare and Taunton

Mondays to Fridays

Operator Days of operation/Notes 1st Class/Reservations/Bus/Ferry Catering facilities	GW 1111	GW	GW	XC D 11	GW A 1111	GW	GW B 1111	GW C	GW A 1111	GW	GW 1111	XC 11	GW F	GW	GW	XC D 11	GW M 1111	
Cardiff Central (CDF) 7 d					1754		1759		1818				1830				1859	
Newport (South Wales) (NWP) d					1807		1812		1831				1844				1913	
Severn Tunnel Jn (STJ) d							1823						1854				1924	
Patchway (PWY) d							1835										1935	
Bristol Parkway (BPW) 7 a					1826				1851									
Bristol Parkway (BPW) 7 d			1816	1823			1842e	1847		1851		1904		1911	1917	1938		
Filton Abbey Wood (FIT) d			1820					1850		1855j				1911	1921		1941c	
Ashley Down (ASD) d																		
Severn Beach (SVB) d						1801										1901		
St Andrews Road (SAR) d						1807										1907		
Avonmouth (AVN) 2 d		1746				1812						1846				1912		
Portway Park & Ride (PRI) d		1748				1814						1848				1914		
Shirehampton (SHH) d		1750				1816						1850				1916		
Sea Mills (SML) d		1754				1820						1854				1920		
Clifton Down (CFN) d		1800				1832h						1900				1928c		
Redland (RDA) d		1802				1834						1902				1931		
Montpelier (MTP) d		1804				1836						1904				1933		
Stapleton Road (SRD) d		1808				1842				1858			1908			1937		
Lawrence Hill (LWH) d		1812				1845				1902			1912			1940		
Bristol Temple Meads (BRI) 10 a		1818	1828	1833		1850	1853	1858		1905		1913	1916	1920	1929	1945	1947	1951
Bristol Temple Meads (BRI) 10 d	1815	1825		1845			1856				1910		1925				1950	1953
Bedminster (BMT) d		1828					1900						1928					1956
Parson Street (PSN) d		1831					1904						1931					2000
Nailsea & Backwell (NLS) d	1825	1839					1911				1920		1939					2007
Yatton (YAT) d	1830	1844					1917				1925		1944					2012
Worle (WOR) d	1836	1850					1923				1931		1950					2018
Weston Milton (WNM) d		1855					1928				1936		1955					2022
Weston-super-Mare (WSM) a	1842	1900					1931				1939		1959					2025
Weston-super-Mare (WSM) d	1843						1932				1945							2028
Highbridge & Burnham (HIG) d	1854						1943				1958							2039
Bridgwater (BWT) d	1901						1950				2005							2046
Taunton (TAU) a	1912			1923			2000				2016						2020	2057
Exeter St Davids (EXD) 6 a				1950			2029										2047	2125

NOTES (see introductory pages for explanation of train operator codes and standard symbols)

- a** Arrival time
- d** Departure time
- c** Arrives 3 minutes earlier
- e** Arrives 4 minutes earlier
- h** Arrives 7 minutes earlier
- j** This station is expected to open during the validity of this timetable

- A** To London Paddington
- B** To Penzance
- C** To Westbury
- D** To Plymouth
- F** To Portsmouth Harbour
- M** To Penzance on Mondays to Thursdays. To Plymouth on Fridays

Cardiff, Newport, Severn Beach and Avonmouth to Bristol, Weston-super-Mare and Taunton

Mondays to Fridays

Operator Days of operation/Notes 1st Class/Reservations/Bus/Ferry Catering facilities	GW	GW	GW A A	XC ◇	GW A	GW FX F	GW FO F	GW	GW A	XC D ◇	GW	GW A	GW A	GW A	GW A	GW A	GW A	GW F
Cardiff Central (CDF) 7 d			1918			1930	1930					1956		2021				2030
Newport (South Wales) (NWP) d			1931			1944	1948					2013f		2034				2045
Severn Tunnel Jn (STJ) d												2024						2056
Patchway (PWY) d												2036						
Bristol Parkway (BPW) 7 a			1953											2054				
Bristol Parkway (BPW) 7 d		1949		1959					2016	2022				2046				
Filton Abbey Wood (FIT) d	1951	1953				2009	2012		2019			2040	2049			2051		2112
Ashley Down (ASD) d	1955j															2055j		
Severn Beach (SVB) d											2001							2031
St Andrews Road (SAR) d											2007							2037
Avonmouth (AVN) 2 d								1946			2012							2046f
Portway Park & Ride (PRI) d								1948			2014							2048
Shirehampton (SHH) d								1950			2016							2050
Sea Mills (SML) d								1954			2020							2054
Clifton Down (CFN) d								2000			2026							2100
Redland (RDA) d								2002			2028							2102
Montpelier (MTP) d								2004			2030							2104
Stapleton Road (SRD) d	1958							2008			2035	2045				2058		2108
Lawrence Hill (LWH) d	2002							2012			2039	2048				2102		2112
Bristol Temple Meads (BRI) 10 a	2005	2002		2008		2020	2020	2021	2028	2032	2044	2053	2057			2105		2117
Bristol Temple Meads (BRI) 10 d					2012					2045		2058						2114
Bedminster (BMT) d												2101						
Parson Street (PSN) d												2104						
Nailsea & Backwell (NLS) d					2022							2111					2124	
Yatton (YAT) d					2027							2117						2129
Worle (WOR) d					2033							2123						2136
Weston Milton (WNM) d					2038							2127						2140
Weston-super-Mare (WSM) a					2042							2131						2144
Weston-super-Mare (WSM) d												2138						
Highbridge & Burnham (HIG) d												2149						
Bridgwater (BWT) d												2156						
Taunton (TAU) a										2115		2207						
Exeter St Davids (EXD) 6 a										2144								

NOTES (see introductory pages for explanation of train operator codes and standard symbols)

- a** Arrival time
d Departure time
f Arrives 5 minutes earlier
j This station is expected to open during the validity of this timetable

- A** To London Paddington
D To Plymouth
F To Portsmouth Harbour

- FO** Fridays only
FX Not Fridays

Cardiff, Newport, Severn Beach and Avonmouth to Bristol, Weston-super-Mare and Taunton

Mondays to Fridays

Operator Days of operation/Notes 1st Class/Reservations/Bus/Ferry Catering facilities	GW 11	GW N	XC D 1◇ ⌘	GW	GW 11	GW	GW 1	GW A 11 ⌘	GW H	GW 11 ⌘	XC 1◇ ⌘	GW	GW	GW	GW 11	GW FO 11 ⌘	GW FX 11 ⌘
Cardiff Central (CDF) 7 d					2056			2120		2130					2159	2218	2218
Newport (South Wales) (NWP) d					2113f			2133		2144					2216	2233	2233
Severn Tunnel Jn (STJ) d					2124					2154					2230		
Patchway (PWY) d					2137										2244		
Bristol Parkway (BPW) 7 a								2153								2255	2302
Bristol Parkway (BPW) 7 d	2116	2121	2127				2150				2234		2251				
Filton Abbey Wood (FIT) d	2120	2125			2141		2153			2211			2254		2249		
Ashley Down (ASD) d																	
Severn Beach (SVB) d									2131				2210				
St Andrews Road (SAR) d									2137				2216				
Avonmouth (AVN) 2 d									2147g				2224e				
Portway Park & Ride (PRI) d									2149				2226				
Shirehampton (SHH) d									2151				2228				
Sea Mills (SML) d									2155				2232				
Clifton Down (CFN) d				2135					2201				2238				
Redland (RDA) d				2137					2203				2240				
Montpelier (MTP) d				2139					2205				2242				
Stapleton Road (SRD) d		2132		2144					2209				2247		2254		
Lawrence Hill (LWH) d		2135		2148					2213				2251		2301c		
Bristol Temple Meads (BRI) 10 a	2128	2139	2136	2151	2155		2203	2217	2220		2243	2254	2303		2306		
Bristol Temple Meads (BRI) 10 d			2145			2200					2221				2305		
Bedminster (BMT) d						2203									2308		
Parson Street (PSN) d						2206									2311		
Nailsea & Backwell (NLS) d						2214					2231				2319		
Yatton (YAT) d						2219					2237				2324		
Worle (WOR) d						2225					2243				2330		
Weston Milton (WNM) d						2229									2335		
Weston-super-Mare (WSM) a						2234					2249				2339		
Weston-super-Mare (WSM) d						2239									2340		
Highbridge & Burnham (HIG) d						2250									2351		
Bridgwater (BWT) d						2257									2358		
Taunton (TAU) a			2215			2314									0009s		
Exeter St Davids (EXD) 6 a			2242			2347									0040		

NOTES (see introductory pages for explanation of train operator codes and standard symbols)

- a** Arrival time
d Departure time
s Stops to set down only
c Arrives 3 minutes earlier
e Arrives 4 minutes earlier
f Arrives 5 minutes earlier
g Arrives 6 minutes earlier
- A** To London Paddington
D To Plymouth
H To Frome
N To Portsmouth & Southsea
- FO** Fridays only
FX Not Fridays

Cardiff, Newport, Severn Beach and Avonmouth to Bristol, Weston-super-Mare and Taunton

Mondays to Fridays

Operator	GW	GW	XC	GW	GW	GW	GW	GW	GW
Days of operation/Notes 1st Class/Reservations/Bus/Ferry Catering facilities	FO 111		1◇ ꣳ	FX 111			111	FO FO	FX FX
Cardiff Central (CDF)	7 d	2230		2230				2330	2330
Newport (South Wales) (NWP)	d	2245		2250c				2344	2350e
Severn Tunnel Jn (STJ)	d	2256		2306				2354	0007
Patchway (PWY)	d	2308		2318				0007	0022
Bristol Parkway (BPW)	7 a								
Bristol Parkway (BPW)	7 d		2321				2347		
Filton Abbey Wood (FIT)	d	2312		2324			2350	0011	0026
Ashley Down (ASD)	d								
Severn Beach (SVB)	d		2240				2308		
St Andrews Road (SAR)	d		2246				2314		
Avonmouth (AVN)	2 d		2251				2318		
Portway Park & Ride (PRI)	d		2253				2321		
Shirehampton (SHH)	d		2255				2323		
Sea Mills (SML)	d		2259				2327		
Clifton Down (CFN)	d		2304				2332		
Redland (RDA)	d		2307				2334		
Montpelier (MTP)	d		2309				2336		
Stapleton Road (SRD)	d		2314				2341	0016	0031
Lawrence Hill (LWH)	d		2317				2345	0019	0034
Bristol Temple Meads (BRI)	10 a	2320	2320	2330	2335		2350	2357	0025 0040
Bristol Temple Meads (BRI)	10 d					2348			
Bedminster (BMT)	d								
Parson Street (PSN)	d								
Nailsea & Backwell (NLS)	d					2357s			
Yatton (YAT)	d					0002s			
Worle (WOR)	d					0008s			
Weston Milton (WNM)	d								
Weston-super-Mare (WSM)	a					0014s			
Weston-super-Mare (WSM)	d								
Highbridge & Burnham (HIG)	d					0026s			
Bridgwater (BWT)	d					0034s			
Taunton (TAU)	a					0045s			
Exeter St Davids (EXD)	6 a					0117			

NOTES (see introductory pages for explanation of train operator codes and standard symbols)

- a Arrival time
- d Departure time
- s Stops to set down only
- c Arrives 3 minutes earlier
- e Arrives 4 minutes earlier

- FO Fridays only
- FX Not Fridays

Cardiff, Newport, Severn Beach and Avonmouth to Bristol, Weston-super-Mare and Taunton

Saturdays

Operator Days of operation/Notes 1st Class/Reservations/Bus/Ferry Catering facilities	GW A 111 ♣	GW B 111 ♣	GW C 111 ♣	XC C 111 ♣	GW C 111 ♣	GW B 111 ♣	GW C 111 ♣	GW C 111 ♣	GW C 111 ♣	GW C 111 ♣	GW C 111 ♣	GW A 111 ♣	GW D 111 ♣	GW B 111 ♣	GW C 111 ♣	GW A 111 ♣	GW C 111 ♣	GW C 111 ♣	GW E 111 ♣
Cardiff Central (CDF) 7 d	0514											0620	0630			0647			
Newport (South Wales) (NWP) d	0526											0633	0644			0700			
Severn Tunnel Jn (STJ) d													0655						
Pilning (PIL) d																			
Patchway (PWY) d																			
Bristol Parkway (BPW) 7 a	0553											0653				0719			
Bristol Parkway (BPW) 7 d							0628		0652										0742
Filton Abbey Wood (FIT) d							0632		0656				0710						0745
Ashley Down (ASD) d																			
Severn Beach (SVB) d								0601		0631									0701
St Andrews Road (SAR) d								0607		0637									0707
Avonmouth (AVN) 2 d								0612		0645e									0712
Portway Park & Ride (PRI) d								0614		0647									0714
Shirehampton (SHH) d								0616		0649									0716
Sea Mills (SML) d								0620		0653									0720
Clifton Down (CFN) d								0626		0658									0726
Redland (RDA) d								0628		0701									0728
Montpelier (MTP) d								0630		0703									0730
Stapleton Road (SRD) d									0635	0701	0708								0735
Lawrence Hill (LWH) d									0638	0704	0711								0738
Bristol Temple Meads (BRI) 10 a								0640	0643	0709	0716		0718		0718				0745
Bristol Temple Meads (BRI) 10 d		0535	0608	0634		0639	0650					0718			0736				
Bedminster (BMT) d							0653					0722							
Parson Street (PSN) d							0656					0726							
Nailsea & Backwell (NLS) d			0618				0703					0733							
Yatton (YAT) d			0624				0709					0739							
Worle (WOR) d			0630				0715					0745							
Weston Milton (WNM) d							0719					0749							
Weston-super-Mare (WSM) a		0554	0635		←	0658	0723					0752						←	
Weston-super-Mare (WSM) d		0557	0648			0648	0659					0755							0755
Highbridge & Burnham (HIG) d		0608	→			0659	0710					→							0806
Bridgwater (BWT) d		0615				0707	0717												0814
Taunton (TAU) a		0625		0704		0718	0727								0807				0824
Exeter St Davids (EXD) 6 a		0653		0741			0755								0831				0858

NOTES (see introductory pages for explanation of train operator codes and standard symbols)

- a Arrival time
d Departure time
e Arrives 4 minutes earlier

- A To London Paddington
B To Penzance
C To Plymouth
D To Portsmouth Harbour
E To Weymouth

Cardiff, Newport, Severn Beach and Avonmouth to Bristol, Weston-super-Mare and Taunton

Saturdays

Operator Days of operation/Notes 1st Class/Reservations/Bus/Ferry Catering facilities	GW A 111 111	GW B 111 111	GW	XC F 11 11	GW B 111 111	GW D	GW	GW	GW A 111 111	XC C 11 11	GW	GW B 111 111	GW G	GW A 111 111	GW 111 111	GW	XC 11 11	GW D
Cardiff Central (CDF) 7 d	0718					0727			0742			0800		0823				0827
Newport (South Wales) (NWP) d	0731					0741			0755			0814		0836				0841
Severn Tunnel Jn (STJ) d						0751						0825						0851
Pilning (PIL) d												0832						
Patchway (PWY) d												0838						
Bristol Parkway (BPW) 7 a	0750								0819					0855				
Bristol Parkway (BPW) 7 d								0814	0825			0846					0858	
Filton Abbey Wood (FIT) d			0753			0806		0818				0843	0850			0851		0909
Ashley Down (ASD) d			0757g													0855g		
Severn Beach (SVB) d							0731				0801							
St Andrews Road (SAR) d							0737				0807							
Avonmouth (AVN) 2 d							0746f				0812							
Portway Park & Ride (PRI) d							0748				0814							
Shirehampton (SHH) d							0750				0816							
Sea Mills (SML) d							0754				0820							
Clifton Down (CFN) d							0803f				0826							
Redland (RDA) d							0805				0828							
Montpelier (MTP) d							0808				0830							
Stapleton Road (SRD) d			0800				0815				0835					0858		
Lawrence Hill (LWH) d			0803				0818				0838					0901		
Bristol Temple Meads (BRI) 10 a			0808			0816	0821	0826		0834	0842	0851	0858			0905	0907	0917
Bristol Temple Meads (BRI) 10 d		0755		0810			0826			0845		0855				0904		
Bedminster (BMT) d							0829											
Parson Street (PSN) d							0832											
Nailsea & Backwell (NLS) d		0805					0840					0905						
Yatton (YAT) d		0811					0845					0910				0917		
Worle (WOR) d		0817					0851					0916						
Weston Milton (WNM) d							0856											
Weston-super-Mare (WSM) a		0822			←		0900					0922				0929		
Weston-super-Mare (WSM) d		0827					0827					0924						
Highbridge & Burnham (HIG) d		←					0838					0935						
Bridgwater (BWT) d							0846					0943						
Taunton (TAU) a				0840			0857			0916		0953						
Exeter St Davids (EXD) 6 a				0907	0924					0945		1022						

NOTES (see introductory pages for explanation of train operator codes and standard symbols)

- a Arrival time
d Departure time
f Arrives 5 minutes earlier
g This station is expected to open during the validity of this timetable

- A To London Paddington
B To Penzance
C To Plymouth
D To Portsmouth Harbour
F To Paignton
G To Weymouth until 7 September. To Frome from 14 September

Cardiff, Newport, Severn Beach and Avonmouth to Bristol, Weston-super-Mare and Taunton

Saturdays

Operator Days of operation/Notes 1st Class/Reservations/Bus/Ferry Catering facilities	GW	GW	XC C ◇ ⚡	GW A ⚡ ⚡	GW	GW C ⚡ ⚡	GW E	GW A ⚡ ⚡	GW	XC ◇	GW ⚡ ⚡	GW D	GW	GW	XC C ◇ ⚡	GW ⚡ ⚡	GW ⚡ ⚡	GW H
Cardiff Central (CDF) 7 d				0853		0859		0918				0927						0959
Newport (South Wales) (NWP) d				0907		0913		0932c				0941						1013
Severn Tunnel Jn (STJ) d						0924						0951						1024
Pilning (PIL) d																		
Patchway (PWY) d						0936												1035
Bristol Parkway (BPW) 7 a				0927				0954										
Bristol Parkway (BPW) 7 d		0917	0922				0946		0959					1016	1025			1045
Filton Abbey Wood (FIT) d		0920				0943e	0950		0951			1009		1020			1043f	1049
Ashley Down (ASD) d									0955g									
Severn Beach (SVB) d					0901													1001
St Andrews Road (SAR) d					0907													1007
Avonmouth (AVN) 2 d	0846				0912							0946						1012
Portway Park & Ride (PRI) d	0848				0914							0948						1014
Shirehampton (SHH) d	0850				0916							0950						1016
Sea Mills (SML) d	0854				0920							0954						1020
Clifton Down (CFN) d	0900				0927							1000						1026
Redland (RDA) d	0902				0929							1002						1028
Montpelier (MTP) d	0904				0932							1004						1030
Stapleton Road (SRD) d	0909				0937				0958			1009						1035
Lawrence Hill (LWH) d	0912				0940				1001			1012						1038
Bristol Temple Meads (BRI) 10 a	0917	0928	0931		0943	0950	0959		1007	1008		1017	1017	1028	1036	1042	1050	1057
Bristol Temple Meads (BRI) 10 d	0924		0945			0955					1009		1026		1045			1055
Bedminster (BMT) d	0927												1029					
Parson Street (PSN) d	0930												1032					
Nailsea & Backwell (NLS) d	0937					1005							1040					1105
Yatton (YAT) d	0943					1010					1022		1045					1110
Worle (WOR) d	0949					1016							1051					1116
Weston Milton (WNM) d	0953												1056					
Weston-super-Mare (WSM) a	0957					1022					1032		1100					1122
Weston-super-Mare (WSM) d						1024						1035						1124
Highbridge & Burnham (HIG) d						1035						1046						1135
Bridgwater (BWT) d						1043						1054						1142
Taunton (TAU) a			1015			1053						1105			1115			1153
Exeter St Davids (EXD) 6 a			1044			1122									1146			

NOTES (see introductory pages for explanation of train operator codes and standard symbols)

- a Arrival time
- d Departure time
- c Arrives 3 minutes earlier
- e Arrives 4 minutes earlier
- f Arrives 5 minutes earlier
- g This station is expected to open during the validity of this timetable

- A To London Paddington
- C To Plymouth
- D To Portsmouth Harbour
- E To Weymouth
- H To Westbury

Cardiff, Newport, Severn Beach and Avonmouth to Bristol, Weston-super-Mare and Taunton

Saturdays

Operator	GW	GW	XC	GW	GW	GW	XC	GW	GW	GW	GW	XC	GW	GW	GW	GW	GW	GW
Days of operation/Notes	A		F	D	D	C	C	B	E	A			B	D				
1st Class/Reservations/Bus/Ferry	1		1			1		1		1		1		1				
Catering facilities	⌘		⌘			⌘		⌘		⌘		⌘		⌘				
Cardiff Central (CDF)	7 d	1019				1030				1059			1118					1130
Newport (South Wales) (NWP)	d	1032				1044				1114c			1131					1144
Severn Tunnel Jn (STJ)	d									1125								
Pilning (PIL)	d																	
Patchway (PWY)	d									1136								
Bristol Parkway (BPW)	7 a	1054											1154					
Bristol Parkway (BPW)	7 d		1058			1117	1125			1145		1157						
Filton Abbey Wood (FIT)	d		1051		1109	1120			1141	1149			1151					1209
Ashley Down (ASD)	d		1055g										1155g					
Severn Beach (SVB)	d							1101										
St Andrews Road (SAR)	d							1107										
Avonmouth (AVN)	2 d			1046				1112										1146
Portway Park & Ride (PRI)	d			1048				1114										1148
Shirehampton (SHH)	d			1050				1116										1150
Sea Mills (SML)	d			1054				1120										1154
Clifton Down (CFN)	d			1100				1126										1200
Redland (RDA)	d			1102				1128										1202
Montpelier (MTP)	d			1104				1130										1204
Stapleton Road (SRD)	d		1058		1109			1135					1158					1209
Lawrence Hill (LWH)	d		1101		1112			1138					1201					1212
Bristol Temple Meads (BRI)	10 a		1105	1108	1116	1117	1128	1134	1142	1149	1159		1206	1207				1216
Bristol Temple Meads (BRI)	10 d			1115	1124			1145		1154					1208		1215	1226
Bedminster (BMT)	d				1127													1229
Parson Street (PSN)	d				1130													1232
Nailsea & Backwell (NLS)	d				1137					1204								1240
Yatton (YAT)	d				1143					1210								1245
Worle (WOR)	d				1149					1216								1251
Weston Milton (WNM)	d				1153													1256
Weston-super-Mare (WSM)	a			1132	1157					1221							1235	1301
Weston-super-Mare (WSM)	d			1138						1223								1223
Highbridge & Burnham (HIG)	d									→								1235
Bridgwater (BWT)	d																	1242
Taunton (TAU)	a			1157				1215										1252
Exeter St Davids (EXD)	6 a			1224				1244							1306	1330		

NOTES (see introductory pages for explanation of train operator codes and standard symbols)

- a Arrival time
d Departure time
c Arrives 3 minutes earlier
g This station is expected to open during the validity of this timetable

- A To London Paddington
B To Penzance
C To Plymouth
D To Portsmouth Harbour
E To Weymouth
F To Paignton

Cardiff, Newport, Severn Beach and Avonmouth to Bristol, Weston-super-Mare and Taunton

Saturdays

Operator Days of operation/Notes 1st Class/Reservations/Bus/Ferry Catering facilities	GW	XC C ◇ ⚡	GW	GW H	GW H A A ⚡	GW	XC ◇ ⚡	GW D	GW	XC C ◇ ⚡	GW	GW B B ⚡	GW E	GW A A ⚡	GW		
Cardiff Central (CDF) 7 d				1159		1221					1230				1259	1320	
Newport (South Wales) (NWP) d				1214		1234					1243				1314c	1333	
Severn Tunnel Jn (STJ) d				1225											1325		
Pilning (PIL) d																	
Patchway (PWY) d				1236											1336		
Bristol Parkway (BPW) 7 a						1254										1354	
Bristol Parkway (BPW) 7 d	1214	1225			1243		1259				1317	1322			1348		
Filton Abbey Wood (FIT) d	1218			1241	1247		1251			1309		1320			1341	1351	
Ashley Down (ASD) d							1255g									1351g	
Severn Beach (SVB) d			1201											1301			
St Andrews Road (SAR) d			1207											1307			
Avonmouth (AVN) 2 d			1212								1246			1312			
Portway Park & Ride (PRI) d			1214								1248			1314			
Shirehampton (SHH) d			1216								1250			1316			
Sea Mills (SML) d			1220								1254			1320			
Clifton Down (CFN) d			1226								1300			1326			
Redland (RDA) d			1228								1302			1328			
Montpelier (MTP) d			1230								1304			1330			
Stapleton Road (SRD) d			1235				1258				1309			1335		1358	
Lawrence Hill (LWH) d			1238				1301				1312			1338		1401	
Bristol Temple Meads (BRI) 10 a	1226	1235	1242	1249	1255		1305	1308		1317	1317	1328	1332	1342	1350	1359	1405
Bristol Temple Meads (BRI) 10 d		1245		1255					1308		1326		1345		1354		
Bedminster (BMT) d											1329						
Parson Street (PSN) d											1332				1400		
Nailsea & Backwell (NLS) d				1304							1340				1407		
Yatton (YAT) d				1310							1345				1413		
Worle (WOR) d				1316							1351				1419		
Weston Milton (WNM) d											1356						
Weston-super-Mare (WSM) a				1322					1330		1400				1424		
Weston-super-Mare (WSM) d				1325											1426		
Highbridge & Burnham (HIG) d				1336											1437		
Bridgwater (BWT) d				1343											1444		
Taunton (TAU) a		1316		1354									1415		1454		
Exeter St Davids (EXD) 6 a		1346											1444		1523		

NOTES (see introductory pages for explanation of train operator codes and standard symbols)

- a Arrival time
- d Departure time
- c Arrives 3 minutes earlier
- g This station is expected to open during the validity of this timetable

- A To London Paddington
- B To Penzance
- C To Plymouth
- D To Portsmouth Harbour
- E To Weymouth
- H To Westbury

Cardiff, Newport, Severn Beach and Avonmouth to Bristol, Weston-super-Mare and Taunton

Saturdays

Operator Days of operation/Notes 1st Class/Reservations/Bus/Ferry Catering facilities	XC 1◇ ⚡	GW 111 ⚡	GW D	GW	GW	XC C 1◇ ⚡	GW	GW C 111 ⚡	GW J	GW A 111 ⚡	GW ⚡	GW	XC 1◇ ⚡	GW D	GW A	GW	GW	XC C 1◇ ⚡	
Cardiff Central (CDF) 7 d			1330					1359		1421				1430	1442				
Newport (South Wales) (NWP) d			1344					1414c		1434				1444	1456				
Severn Tunnel Jn (STJ) d								1425											
Pilning (PIL) d																			
Patchway (PWY) d								1436											
Bristol Parkway (BPW) 7 a										1454					1516				
Bristol Parkway (BPW) 7 d	1358				1416	1425		1446	1446				1458				1517	1525	
Filton Abbey Wood (FIT) d			1409		1420			1443e	1450				1451	1509			1520		
Ashley Down (ASD) d													1455g						
Severn Beach (SVB) d							1401												
St Andrews Road (SAR) d							1407												
Avonmouth (AVN) 2 d				1346			1412								1446				
Portway Park & Ride (PRI) d				1348			1414								1448				
Shirehampton (SHH) d				1350			1416								1450				
Sea Mills (SML) d				1354			1420								1454				
Clifton Down (CFN) d				1400			1426								1500				
Redland (RDA) d				1402			1428								1502				
Montpelier (MTP) d				1404			1430								1504				
Stapleton Road (SRD) d				1409			1435						1458				1510		
Lawrence Hill (LWH) d				1412			1438						1502				1514		
Bristol Temple Meads (BRI) 10 a	1407		1417	1417	1428	1435	1442	1451	1458				1507	1511	1517		1520	1528	1536
Bristol Temple Meads (BRI) 10 d		1408		1426		1445		1456				1506					1528		1545
Bedminster (BMT) d				1430													1531		
Parson Street (PSN) d				1433													1534		
Nailsea & Backwell (NLS) d				1440				1506				1516					1541		
Yatton (YAT) d		1421		1446				1511				1521					1547		
Worle (WOR) d				1452				1517									1553		
Weston Milton (WNM) d				1457													1558		
Weston-super-Mare (WSM) a		1432		1501				1523				1532					1602		
Weston-super-Mare (WSM) d								1525											
Highbridge & Burnham (HIG) d								1536											
Bridgwater (BWT) d								1543											
Taunton (TAU) a						1517		1553											1617
Exeter St Davids (EXD) 6 a						1545		1623											1646

NOTES (see introductory pages for explanation of train operator codes and standard symbols)

- a Arrival time
- d Departure time
- c Arrives 3 minutes earlier
- e Arrives 4 minutes earlier
- g This station is expected to open during the validity of this timetable

- A To London Paddington
- C To Plymouth
- D To Portsmouth Harbour
- J To Frome

Cardiff, Newport, Severn Beach and Avonmouth to Bristol, Weston-super-Mare and Taunton

Saturdays

Operator Days of operation/Notes 1st Class/Reservations/Bus/Ferry Catering facilities	GW	GW B 111	GW E	GW A 111 A	GW	XC 11 A	GW 111 A	GW D	GW	GW	XC B 11 A	GW 111	GW E	GW A 111 A	GW	XC F 11 A	GW 111
Cardiff Central (CDF) 7 d		1459		1518				1530					1559		1623		
Newport (South Wales) (NWP) d		1514c		1531				1544					1613		1636		
Severn Tunnel Jn (STJ) d		1525											1624				
Pilning (PIL) d		1532															
Patchway (PWY) d		1538											1635				
Bristol Parkway (BPW) 7 a				1553											1655		
Bristol Parkway (BPW) 7 d			1544		1558					1617	1622		1645			1658	
Filton Abbey Wood (FIT) d		1543	1548		1551			1609		1620			1642c	1648		1651	
Ashley Down (ASD) d					1555g											1655g	
Severn Beach (SVB) d	1501												1601				
St Andrews Road (SAR) d	1507												1607				
Avonmouth (AVN) 2 d	1512							1546					1612				
Portway Park & Ride (PRI) d	1514							1548					1614				
Shirehampton (SHH) d	1516							1550					1616				
Sea Mills (SML) d	1520							1554					1620				
Clifton Down (CFN) d	1526							1600					1626				
Redland (RDA) d	1528							1602					1628				
Montpelier (MTP) d	1530							1604					1630				
Stapleton Road (SRD) d	1535				1558			1609					1635			1658	
Lawrence Hill (LWH) d	1538				1601			1612					1638			1701	
Bristol Temple Meads (BRI) 10 a	1542	1551	1556		1605	1607		1617	1617	1628	1632	1642	1650	1656		1705	1707
Bristol Temple Meads (BRI) 10 d		1558				1610		1626			1645		1655				1709
Bedminster (BMT) d								1629									
Parson Street (PSN) d								1632									
Nailsea & Backwell (NLS) d		1608						1640					1705				
Yatton (YAT) d		1613						1645					1710				
Worle (WOR) d		1619						1651					1716				
Weston Milton (WNM) d								1656									
Weston-super-Mare (WSM) a		1625				1631		1700					1722				←
Weston-super-Mare (WSM) d		1626											1724				1724
Highbridge & Burnham (HIG) d		1638											→				1735
Bridgwater (BWT) d		1645															1743
Taunton (TAU) a		1655									1716					1739	1754
Exeter St Davids (EXD) 6 a		1723									1745					1806	

NOTES (see introductory pages for explanation of train operator codes and standard symbols)

- a Arrival time
- d Departure time
- c Arrives 3 minutes earlier
- g This station is expected to open during the validity of this timetable

- A To London Paddington
- B To Penzance
- D To Portsmouth Harbour
- E To Weymouth
- F To Paignton

Cardiff, Newport, Severn Beach and Avonmouth to Bristol, Weston-super-Mare and Taunton

Saturdays

Operator Days of operation/Notes 1st Class/Reservations/Bus/Ferry Catering facilities	GW 1111 ⚡	GW	GW D	GW	XC B 1◇ ⚡	GW	GW 1111	GW E	GW A 1111 ⚡	GW	GW 1111 ⚡	XC 1◇ ⚡	GW D	GW	XC C 1◇ ⚡	GW	GW C 1111	
Cardiff Central (CDF) 7 d			1627				1659		1718				1727				1759	
Newport (South Wales) (NWP) d			1641				1713		1731				1741				1813	
Severn Tunnel Jn (STJ) d			1652				1724						1751				1824	
Pilning (PIL) d																		
Patchway (PWY) d							1735										1835	
Bristol Parkway (BPW) 7 a									1753									
Bristol Parkway (BPW) 7 d				1717	1725		1745	1749			1758			1815	1825			
Filton Abbey Wood (FIT) d			1709	1720			1743e			1751			1809	1819			1842c	
Ashley Down (ASD) d										1755g								
Severn Beach (SVB) d						1701											1801	
St Andrews Road (SAR) d						1707											1807	
Avonmouth (AVN) 2 d		1646				1712						1746					1812	
Portway Park & Ride (PRI) d		1648				1714						1748					1814	
Shirehampton (SHH) d		1650				1716						1750					1816	
Sea Mills (SML) d		1654				1720						1754					1820	
Clifton Down (CFN) d		1700				1726						1759					1825	
Redland (RDA) d		1702				1728						1802					1828	
Montpelier (MTP) d		1704				1730						1804					1830	
Stapleton Road (SRD) d		1709				1735				1758		1809					1835	
Lawrence Hill (LWH) d		1712				1738				1801		1812					1838	
Bristol Temple Meads (BRI) 10 a		1716	1717	1728	1735	1742	1750	1757		1805		1807	1815	1817	1827	1834	1842	1850
Bristol Temple Meads (BRI) 10 d	1714	1726			1745		1755				1805		1826			1845		1853
Bedminster (BMT) d		1729										1829						1856
Parson Street (PSN) d		1733										1832						1859
Nailsea & Backwell (NLS) d	1724	1740					1805				1815	1840						1906
Yatton (YAT) d	1730	1746					1810				1821	1845						1912
Worle (WOR) d	1736	1752					1816					1851						1918
Weston Milton (WNM) d		1756										1856						1922
Weston-super-Mare (WSM) a	1742	1800					1822				1831	1900						1925
Weston-super-Mare (WSM) d							1823				1833							1926
Highbridge & Burnham (HIG) d							1834				1844							1937
Bridgwater (BWT) d							1842				1852							1945
Taunton (TAU) a					1815		1853				1903				1915			1955
Exeter St Davids (EXD) 6 a					1844										1944			2022

NOTES (see introductory pages for explanation of train operator codes and standard symbols)

- a Arrival time
- d Departure time
- c Arrives 3 minutes earlier
- e Arrives 4 minutes earlier
- g This station is expected to open during the validity of this timetable

- A To London Paddington
- B To Penzance
- C To Plymouth
- D To Portsmouth Harbour
- E To Weymouth

Cardiff, Newport, Severn Beach and Avonmouth to Bristol, Weston-super-Mare and Taunton

Saturdays

Operator Days of operation/Notes 1st Class/Reservations/Bus/Ferry Catering facilities	GW H	GW A 1111 11	GW	GW 1111 11	XC 11 11	GW D	GW	GW D	XC C 11 11	GW J	GW 1111	GW	GW A 1111 11	GW	XC 11 11	GW 1111	GW D	GW
Cardiff Central (CDF) 7 d		1822					1827				1859		1919				1930	
Newport (South Wales) (NWP) d		1835					1841				1914		1932				1943	
Severn Tunnel Jn (STJ) d							1851				1925							
Pilning (PIL) d																		
Patchway (PWY) d											1936							
Bristol Parkway (BPW) 7 a		1854											1952					
Bristol Parkway (BPW) 7 d	1845				1900			1917	1925			1945			1958			
Filton Abbey Wood (FIT) d	1849		1851			1909	1920				1941	1949		1951			2007	
Ashley Down (ASD) d			1855g											1955g				
Severn Beach (SVB) d										1901								
St Andrews Road (SAR) d										1907								
Avonmouth (AVN) 2 d						1846				1912								1946
Portway Park & Ride (PRI) d						1848				1914								1948
Shirehampton (SHH) d						1850				1916								1950
Sea Mills (SML) d						1854				1920								1954
Clifton Down (CFN) d						1900				1926								2000
Redland (RDA) d						1902				1928								2002
Montpelier (MTP) d						1904				1930								2004
Stapleton Road (SRD) d			1858			1909				1935				1958				2009
Lawrence Hill (LWH) d			1901			1912				1938				2001				2012
Bristol Temple Meads (BRI) 10 a	1857		1905		1909	1916	1917	1928	1936	1942	1950	1957		2005	2008		2016	2017
Bristol Temple Meads (BRI) 10 d				1905					1945		1955						2010	
Bedminster (BMT) d																		
Parson Street (PSN) d																		
Nailsea & Backwell (NLS) d				1915							2004					2020		
Yatton (YAT) d				1920							2010					2026		
Worle (WOR) d				1926							2016					2033		
Weston Milton (WNM) d											2021							
Weston-super-Mare (WSM) a				1933							2024					2038		
Weston-super-Mare (WSM) d											2027					2040		
Highbridge & Burnham (HIG) d											2038					2051		
Bridgwater (BWT) d											2045					2059		
Taunton (TAU) a									2015		2056					2110		
Exeter St Davids (EXD) 6 a									2044									

NOTES (see introductory pages for explanation of train operator codes and standard symbols)

- a Arrival time
d Departure time
g This station is expected to open during the validity of this timetable

- A To London Paddington
C To Plymouth
D To Portsmouth Harbour
H To Westbury
J To Frome

Cardiff, Newport, Severn Beach and Avonmouth to Bristol, Weston-super-Mare and Taunton

Saturdays

Operator Days of operation/Notes 1st Class/Reservations/Bus/Ferry Catering facilities	GW	XC C 1◇ ⚡	GW 1 1	GW	GW	GW A 1 1 ⚡	GW 1 1 ⚡	GW	GW D	GW	GW	XC C 1◇ ⚡	GW	GW	GW 1	GW 1 1 ⚡	GW 1 1 ⚡	GW
Cardiff Central (CDF) 7 d			1952			2022			2030					2059		2118		
Newport (South Wales) (NWP) d			2007c			2035			2043					2114		2131		
Severn Tunnel Jn (STJ) d			2018											2125				
Pilning (PIL) d																		
Patchway (PWY) d			2029											2138				
Bristol Parkway (BPW) 7 a						2054										2150		
Bristol Parkway (BPW) 7 d	2015	2021			2042					2116	2125			2142	2146			
Filton Abbey Wood (FIT) d	2018		2034		2045			2051	2107		2120			2142	2146			
Ashley Down (ASD) d								2055g										
Severn Beach (SVB) d				2001									2101					
St Andrews Road (SAR) d				2007									2107					
Avonmouth (AVN) 2 d				2012						2046			2112					2146
Portway Park & Ride (PRI) d				2014						2048			2114					2148
Shirehampton (SHH) d				2016						2050			2116					2150
Sea Mills (SML) d				2020						2054			2120					2154
Clifton Down (CFN) d				2026						2100			2126					2200
Redland (RDA) d				2029						2102			2128					2202
Montpelier (MTP) d				2031						2104			2131					2204
Stapleton Road (SRD) d				2036				2058	2109				2136					2209
Lawrence Hill (LWH) d				2039				2101	2113				2139					2213
Bristol Temple Meads (BRI) 10 a	2027	2030	2042	2045	2053			2106	2117	2118	2128	2134	2142	2150	2156			2220
Bristol Temple Meads (BRI) 10 d		2045					2105					2145		2152				2209
Bedminster (BMT) d														2156				
Parson Street (PSN) d														2159				
Nailsea & Backwell (NLS) d							2115							2206				2218s
Yatton (YAT) d							2120							2212				2224s
Worle (WOR) d							2126							2218				2230s
Weston Milton (WNM) d							2131							2222				
Weston-super-Mare (WSM) a							2134							2226				2236s
Weston-super-Mare (WSM) d							2136							2227				
Highbridge & Burnham (HIG) d							2147							2238				2248s
Bridgwater (BWT) d							2155							2246				2256s
Taunton (TAU) a		2116					2206					2215		2257				2307
Exeter St Davids (EXD) 6 a		2144										2244		2328				2336

NOTES (see introductory pages for explanation of train operator codes and standard symbols)

- a Arrival time
- d Departure time
- s Stops to set down only
- c Arrives 3 minutes earlier
- g This station is expected to open during the validity of this timetable

- A To London Paddington
- C To Plymouth
- D To Portsmouth Harbour

Cardiff, Newport, Severn Beach and Avonmouth to Bristol, Weston-super-Mare and Taunton

Saturdays

Operator 1st Class/Reservations/Bus/Ferry Catering facilities	XC ◇ ♣	GW	GW	GW	GW	GW	GW
Cardiff Central (CDF)	7 d			2159			2247
Newport (South Wales) (NWP)	d			2213			2302
Severn Tunnel Jn (STJ)	d			2223			
Pilning (PIL)	d						
Patchway (PWY)	d			2235			
Bristol Parkway (BPW)	7 a						
Bristol Parkway (BPW)	7 d	2231			2300		
Filton Abbey Wood (FIT)	d			2239	2304		
Ashley Down (ASD)	d						
Severn Beach (SVB)	d		2201			2231	2257
St Andrews Road (SAR)	d		2207			2237	2303
Avonmouth (AVN)	2 d		2212			2242	2307
Portway Park & Ride (PRI)	d		2214			2245	
Shirehampton (SHH)	d		2216			2247	2311
Sea Mills (SML)	d		2220			2251	2315
Clifton Down (CFN)	d		2230f			2256	2320
Redland (RDA)	d		2232			2258	2322
Montpelier (MTP)	d		2234			2300	2324
Stapleton Road (SRD)	d		2240			2305	2329
Lawrence Hill (LWH)	d		2244			2308	2332
Bristol Temple Meads (BRI)	10 a	2240	2248	2249	2312	2313	2337
Bristol Temple Meads (BRI)	10 d						
Bedminster (BMT)	d						
Parson Street (PSN)	d						
Nailsea & Backwell (NLS)	d						
Yatton (YAT)	d						
Worle (WOR)	d						
Weston Milton (WNM)	d						
Weston-super-Mare (WSM)	a						
Weston-super-Mare (WSM)	d						
Highbridge & Burnham (HIG)	d						
Bridgwater (BWT)	d						
Taunton (TAU)	a						
Exeter St Davids (EXD)	6 a						

NOTES (see introductory pages for explanation of train operator codes and standard symbols)

- a Arrival time
- d Departure time
- f Arrives 5 minutes earlier

Cardiff, Newport, Severn Beach and Avonmouth to Bristol, Weston-super-Mare and Taunton

Sundays

Operator Days of operation/Notes 1st Class/Reservations/Bus/Ferry Catering facilities	GW A 111	XC B 1◇ 1	GW C 111 1	GW	XC B 1◇ 1	GW 111 1	GW A 111	GW D	GW	GW	GW E 111 1	GW F 111 1	GW 111 1	XC A 1◇ 1	GW 111 1	GW C 111 1	GW D
Cardiff Central (CDF) 7 d			0850					0918			0935	0935			1000	1020	1025
Newport (South Wales) (NWP) d			0908					0936			0952	0953			1012	1033	1039
Severn Tunnel Jn (STJ) d															1023		
Patchway (PWY) d															1034		
Bristol Parkway (BPW) 7 a			0934								1011	1019				1053	
Bristol Parkway (BPW) 7 d									1010	1013				1040			
Filton Abbey Wood (FIT) d								1006							1038		1103
Ashley Down (ASD) d															1043f		
Severn Beach (SVB) d									0935								
St Andrews Road (SAR) d									0941								
Avonmouth (AVN) 2 d									0946								
Portway Park & Ride (PRI) d									0948								
Shirehampton (SHH) d									0950								
Sea Mills (SML) d									0954								
Clifton Down (CFN) d									1002c								
Redland (RDA) d									1004								
Montpelier (MTP) d									1006								
Stapleton Road (SRD) d									1012								
Lawrence Hill (LWH) d									1014								
Bristol Temple Meads (BRI) 10 a								1016	1020	1024				1049	1052		1112
Bristol Temple Meads (BRI) 10 d	0800	0844		0915	0948	0951	0955		1025				1045	1055	1059		
Bedminster (BMT) d				0918					1028								
Parson Street (PSN) d				0921					1031								
Nailsea & Backwell (NLS) d	0810			0929			1005		1039						1109		
Yatton (YAT) d	0815			0935			1011		1045			1058			1114		
Worle (WOR) d	0821			0941			1016		1051						1120		
Weston Milton (WNM) d				0945					1055								
Weston-super-Mare (WSM) a	0827			0949			1023		1059			1109			1126		
Weston-super-Mare (WSM) d	0828						1024								1127		
Highbridge & Burnham (HIG) d	0838						1033								1137		
Bridgwater (BWT) d	0845					1017	1040								1144		
Taunton (TAU) a	0855	0914			1018	1027	1051							1125	1155		
Exeter St Davids (EXD) 6 a	0923	0941			1050	1056	1119							1152			

NOTES (see introductory pages for explanation of train operator codes and standard symbols)

- a Arrival time
- d Departure time
- c Arrives 3 minutes earlier
- f This station is expected to open during the validity of this timetable

- A To Penzance
- B To Plymouth
- C To London Paddington
- D To Portsmouth Harbour
- E Runs until 20 October. To London Paddington
- F Runs from 27 October. To London Paddington

Cardiff, Newport, Severn Beach and Avonmouth to Bristol, Weston-super-Mare and Taunton

Sundays

Operator Days of operation/Notes 1st Class/Reservations/Bus/Ferry Catering facilities	GW	GW	GW A 111	XC B 111 111	GW A 111	GW C 111 111	GW 111 111	GW D	GW	GW	XC B 111 111	GW C 111 111	GW D	GW	GW 111 111	XC
Cardiff Central (CDF) 7 d			1055			1120		1125				1200	1220	1225		
Newport (South Wales) (NWP) d			1109			1133c		1139				1214	1233	1239		
Severn Tunnel Jn (STJ) d			1119									1224				
Patchway (PWY) d			1131									1237				
Bristol Parkway (BPW) 7 a						1152						1253				
Bristol Parkway (BPW) 7 d		1116		1141						1216	1239				1312	1325
Filton Abbey Wood (FIT) d		1120	1135					1202		1220		1241		1302	1315	
Ashley Down (ASD) d												1246f				
Severn Beach (SVB) d	1035								1135						1235	
St Andrews Road (SAR) d	1041								1141						1241	
Avonmouth (AVN) 2 d	1046								1146						1246	
Portway Park & Ride (PRI) d	1048								1148						1248	
Shirehampton (SHH) d	1050								1150						1250	
Sea Mills (SML) d	1054								1154						1254	
Clifton Down (CFN) d	1102c								1202c						1302c	
Redland (RDA) d	1104								1204						1304	
Montpelier (MTP) d	1106								1206						1306	
Stapleton Road (SRD) d	1112								1212						1312	
Lawrence Hill (LWH) d	1115								1215						1315	
Bristol Temple Meads (BRI) 10 a	1120	1128	1143	1150				1210	1219	1228	1248	1252		1310	1320	1335
Bristol Temple Meads (BRI) 10 d	1125		1145	1157			1205		1225		1251	1256			1325	1345
Bedminster (BMT) d	1128								1228						1328	
Parson Street (PSN) d	1131								1231						1331	
Nailsea & Backwell (NLS) d	1139		1156				1215		1239			1306			1339	
Yatton (YAT) d	1145		1201				1220		1245			1311			1345	
Worle (WOR) d	1151		1213				1227		1252			1317			1351	
Weston Milton (WNM) d	1155								1256						1355	
Weston-super-Mare (WSM) a	1159		1222		←		1236		1301			1324			1359	
Weston-super-Mare (WSM) d			1224		→							1325				
Highbridge & Burnham (HIG) d			→		1234							1336				
Bridgwater (BWT) d					1241							1344				
Taunton (TAU) a				1227	1251						1322	1355				1415
Exeter St Davids (EXD) 6 a				1254	1318						1349	1422				1444


NOTES (see introductory pages for explanation of train operator codes and standard symbols)

- a Arrival time
- d Departure time
- c Arrives 3 minutes earlier
- f This station is expected to open during the validity of this timetable

- A To Penzance
- B To Plymouth
- C To London Paddington
- D To Portsmouth Harbour

Cardiff, Newport, Severn Beach and Avonmouth to Bristol, Weston-super-Mare and Taunton

Sundays

Operator Days of operation/Notes 1st Class/Reservations/Bus/Ferry Catering facilities	GW A	GW C	GW D	GW	GW	GW	XC B	GW A	GW C	XC	GW D	GW	GW	XC B	GW A	GW	GW C
Cardiff Central (CDF) 7 d	1300	1320		1325				1400	1420		1425				1500		1515
Newport (South Wales) (NWP) d	1313	1333		1339				1414	1433		1439				1514		1529
Severn Tunnel Jn (STJ) d	1323							1425							1525		
Patchway (PWY) d	1335							1437							1536		
Bristol Parkway (BPW) 7 a		1353							1453								1553
Bristol Parkway (BPW) 7 d					1416	1422				1458			1516	1525			
Filton Abbey Wood (FIT) d	1340			1402		1420		1441			1502		1520		1539		
Ashley Down (ASD) d								1445f									
Severn Beach (SVB) d					1335								1435				
St Andrews Road (SAR) d					1341								1441				
Avonmouth (AVN) 2 d					1346								1446				
Portway Park & Ride (PRI) d					1348								1448				
Shirehampton (SHH) d					1350								1450				
Sea Mills (SML) d					1354								1454				
Clifton Down (CFN) d					1402c								1502c				
Redland (RDA) d					1404								1504				
Montpelier (MTP) d					1406								1506				
Stapleton Road (SRD) d					1412								1512				
Lawrence Hill (LWH) d					1415								1515				
Bristol Temple Meads (BRI) 10 a	1349			1410	1419	1428	1432	1452		1507	1510	1520	1528	1535	1547		
Bristol Temple Meads (BRI) 10 d	1355		1405		1425		1445	1454				1525		1545	1550	1601	
Bedminster (BMT) d					1428							1528					
Parson Street (PSN) d					1431							1531					
Nailsea & Backwell (NLS) d	1405		1415		1439			1503				1539			1559		
Yatton (YAT) d	1411		1420		1445			1510				1545			1604		
Worle (WOR) d	1417		1426		1451			1516				1551			1619		
Weston Milton (WNM) d					1455							1555					
Weston-super-Mare (WSM) a	1422		1434		1459			1522				1559			1625		
Weston-super-Mare (WSM) d	1424							1523							1628		
Highbridge & Burnham (HIG) d	1434							1533									
Bridgwater (BWT) d	1441							1541									
Taunton (TAU) a	1451						1515	1551						1615		1633	
Exeter St Davids (EXD) 6 a	1518						1545	1616						1644			

NOTES (see introductory pages for explanation of train operator codes and standard symbols)

- a Arrival time
d Departure time
c Arrives 3 minutes earlier
f This station is expected to open during the validity of this timetable

- A To Penzance
B To Plymouth
C To London Paddington
D To Portsmouth Harbour

Cardiff, Newport, Severn Beach and Avonmouth to Bristol, Weston-super-Mare and Taunton

Sundays

Operator Days of operation/Notes 1st Class/Reservations/Bus/Ferry Catering facilities	XC G 1◇ ⚡	GW A 11	GW D	GW	GW	XC A 1◇ ⚡	GW 11	GW C 11 ⚡	XC 1◇ ⚡	GW D 11 ⚡	GW	GW	GW C 11	XC A 1◇ ⚡	GW 11	GW C 11 ⚡	
Cardiff Central (CDF) 7 d			1525				1600	1620		1625				1650		1700	1720
Newport (South Wales) (NWP) d			1541 ^e				1613	1632		1640 ^c				1704		1714	1733
Severn Tunnel Jn (STJ) d							1623									1725	
Patchway (PWY) d							1634									1736	
Bristol Parkway (BPW) 7 a								1653						1725			1753
Bristol Parkway (BPW) 7 d	1555				1616	1625			1658				1715		1725		
Filton Abbey Wood (FIT) d			1603		1620		1638		1702				1718			1740	
Ashley Down (ASD) d							1642 ^f										
Severn Beach (SVB) d				1535									1635				
St Andrews Road (SAR) d				1541									1641				
Avonmouth (AVN) 2 d				1546									1646				
Portway Park & Ride (PRI) d				1548									1648				
Shirehampton (SHH) d				1550									1650				
Sea Mills (SML) d				1554									1654				
Clifton Down (CFN) d				1602 ^c									1702 ^c				
Redland (RDA) d				1604									1704				
Montpelier (MTP) d				1606									1706				
Stapleton Road (SRD) d				1612									1712				
Lawrence Hill (LWH) d				1615									1715				
Bristol Temple Meads (BRI) 10 a	1604		1612	1619	1628	1634	1649		1707	1710			1719	1726		1735	1750
Bristol Temple Meads (BRI) 10 d	1613			1625		1645	1651					1710	1725			1745	1754
Bedminster (BMT) d				1628									1728				
Parson Street (PSN) d				1631									1731				
Nailsea & Backwell (NLS) d				1639			1701					1720	1739			1803	
Yatton (YAT) d				1645			1707					1725	1745			1809	
Worle (WOR) d				1651			1715 ^c					1731	1751			1815	
Weston Milton (WNM) d				1655									1755				
Weston-super-Mare (WSM) a		←		1659			1720					1737	1800			1822	
Weston-super-Mare (WSM) d							1725					1738				1825	
Highbridge & Burnham (HIG) d							1735					1749				1835	
Bridgwater (BWT) d							1742					1756				1842	
Taunton (TAU) a	1651	1656				1715	1753					1807			1816	1853	
Exeter St Davids (EXD) 6 a	1718	1722				1746									1844		

NOTES (see introductory pages for explanation of train operator codes and standard symbols)

- a** Arrival time
d Departure time
c Arrives 3 minutes earlier
e Arrives 4 minutes earlier
f This station is expected to open during the validity of this timetable

- A** To Penzance
C To London Paddington
D To Portsmouth Harbour
G To Paignton

Cardiff, Newport, Severn Beach and Avonmouth to Bristol, Weston-super-Mare and Taunton

Sundays

Operator Days of operation/Notes 1st Class/Reservations/Bus/Ferry Catering facilities	XC 1◇ ⚡	GW D	GW B 111 ⚡	GW	GW	GW D	XC B 1◇ ⚡	GW	GW	GW	GW C 111 ⚡	XC 1◇ ⚡	GW 111 ⚡	GW D	GW	GW 111 ⚡	GW B 111 ⚡
Cardiff Central (CDF) 7 d		1725				1740				1800	1820			1825			
Newport (South Wales) (NWP) d		1739				1754				1814	1833			1840c			
Severn Tunnel Jn (STJ) d						1805				1825							
Patchway (PWY) d										1837							
Bristol Parkway (BPW) 7 a											1853						
Bristol Parkway (BPW) 7 d	1755				1817	1821	1825					1859				1912	
Filton Abbey Wood (FIT) d		1802			1820					1841			1903			1915	
Ashley Down (ASD) d										1845f							
Severn Beach (SVB) d				1735					1801					1835			
St Andrews Road (SAR) d				1741					1807					1841			
Avonmouth (AVN) 2 d				1746					1815e					1846			
Portway Park & Ride (PRI) d				1748					1817					1848			
Shirehampton (SHH) d				1750					1819					1850			
Sea Mills (SML) d				1754					1823					1854			
Clifton Down (CFN) d				1802c					1831c					1902c			
Redland (RDA) d				1804					1833					1904			
Montpelier (MTP) d				1806					1835					1906			
Stapleton Road (SRD) d				1812					1841					1912			
Lawrence Hill (LWH) d				1815					1844					1915			
Bristol Temple Meads (BRI) 10 a	1806	1810		1820	1828	1832	1835		1849	1852		1908		1911	1919	1923	
Bristol Temple Meads (BRI) 10 d			1810	1825			1845			1855			1910				1935
Bedminster (BMT) d				1828						1858							
Parson Street (PSN) d				1831						1901							
Nailsea & Backwell (NLS) d			1820	1839						1908			1919				
Yatton (YAT) d			1825	1844						1913			1924				
Worle (WOR) d			1831	1850						1918			1931				
Weston Milton (WNM) d				1854						1922			1936				
Weston-super-Mare (WSM) a			1837	1859				←		1927			1940				
Weston-super-Mare (WSM) d			1839	1900					1900		1928						
Highbridge & Burnham (HIG) d				→					1912		1938						
Bridgwater (BWT) d			1854						1920		1945						
Taunton (TAU) a			1904				1915	1931		1956							2006
Exeter St Davids (EXD) 6 a			1929				1944	1958									2029

NOTES (see introductory pages for explanation of train operator codes and standard symbols)

- a Arrival time
- d Departure time
- c Arrives 3 minutes earlier
- e Arrives 4 minutes earlier
- f This station is expected to open during the validity of this timetable

- B To Plymouth
- C To London Paddington
- D To Portsmouth Harbour

Cardiff, Newport, Severn Beach and Avonmouth to Bristol, Weston-super-Mare and Taunton

Sundays

Operator	XC B	GW	GW C	XC	GW	GW D	GW	GW	XC B	GW	GW C	GW	GW D	GW	XC B	GW C	GW
Days of operation/Notes 1st Class/Reservations/Bus/Ferry Catering facilities	1◇ ⚡		111 ⚡	1◇ ⚡	111 ⚡	D			1◇ ⚡	111	111 ⚡		D		1◇ ⚡	111 ⚡	
Cardiff Central (CDF)	7 d		1900	1920		1925				2000	2020		2030			2120	
Newport (South Wales) (NWP)	d		1914	1933c		1940c				2013	2033c		2044			2133c	
Severn Tunnel Jn (STJ)	d		1924							2023			2054				
Patchway (PWY)	d		1937							2034			2109				
Bristol Parkway (BPW)	7 a			1953							2053					2152	
Bristol Parkway (BPW)	7 d	1925			1955			2016	2025						2114	2125	
Filton Abbey Wood (FIT)	d		1942			2003		2020		2038			2112	2117			
Ashley Down (ASD)	d									2044f							
Severn Beach (SVB)	d						1935										
St Andrews Road (SAR)	d						1941										
Avonmouth (AVN)	2 d						1946					2025					2128
Portway Park & Ride (PRI)	d						1948					2027					
Shirehampton (SHH)	d						1950					2029					2131
Sea Mills (SML)	d						1954					2033					2135
Clifton Down (CFN)	d						2002c					2039					2140
Redland (RDA)	d						2004					2041					2143
Montpelier (MTP)	d						2006					2043					2145
Stapleton Road (SRD)	d						2012					2050					2152
Lawrence Hill (LWH)	d						2015					2052					2154
Bristol Temple Meads (BRI)	10 a	1935	1950		2005	2011	2020	2028	2035	2050		2056	2120	2125	2135		2159
Bristol Temple Meads (BRI)	10 d	1945	1954			2010			2045	2053					2145		
Bedminster (BMT)	d		1958							2056							
Parson Street (PSN)	d		2001							2059							
Nailsea & Backwell (NLS)	d		2008			2019				2106							
Yatton (YAT)	d		2014			2024				2112							
Worle (WOR)	d		2020			2032c				2118							
Weston Milton (WNM)	d		2024							2122							
Weston-super-Mare (WSM)	a		2027			2039			2102	2125							
Weston-super-Mare (WSM)	d		2028						2103	2126							
Highbridge & Burnham (HIG)	d		2039							2136							
Bridgwater (BWT)	d		2046							2143							
Taunton (TAU)	a	2015	2058						2123	2154					2215		
Exeter St Davids (EXD)	6 a	2044							2150						2244		












NOTES (see introductory pages for explanation of train operator codes and standard symbols)

- a Arrival time
- d Departure time
- c Arrives 3 minutes earlier
- f This station is expected to open during the validity of this timetable

- B To Plymouth
- C To London Paddington
- D To Portsmouth Harbour

Cardiff, Newport, Severn Beach and Avonmouth to Bristol, Weston-super-Mare and Taunton

Sundays

Operator Days of operation/Notes 1st Class/Reservations/Bus/Ferry Catering facilities	GW	GW	GW	XC	GW	GW	GW	XC	GW
						H			
Cardiff Central (CDF)  d		2130				2230			2311
Newport (South Wales) (NWP) d		2144				2244c			2325
Severn Tunnel Jn (STJ) d		2155				2253			
Patchway (PWY) d		2208				2307			
Bristol Parkway (BPW)  a									
Bristol Parkway (BPW)  d			2217	2231			2316	2321	
Filton Abbey Wood (FIT) d		2212	2220			2311	2319		
Ashley Down (ASD) d									
Severn Beach (SVB) d									
St Andrews Road (SAR) d									
Avonmouth (AVN)  d									
Portway Park & Ride (PRI) d									
Shirehampton (SHH) d									
Sea Mills (SML) d									
Clifton Down (CFN) d									
Redland (RDA) d									
Montpelier (MTP) d									
Stapleton Road (SRD) d									
Lawrence Hill (LWH) d									
Bristol Temple Meads (BRI)  a		2220	2228	2240		2322	2327	2330	2356
Bristol Temple Meads (BRI)  d	2205					2312			
Bedminster (BMT) d						2315			
Parson Street (PSN) d						2317			
Nailsea & Backwell (NLS) d	2214					2325			
Yatton (YAT) d	2219					2330			
Worle (WOR) d	2224					2336			
Weston Milton (WNM) d	2229					2341			
Weston-super-Mare (WSM) a	2235					2345			
Weston-super-Mare (WSM) d									
Highbridge & Burnham (HIG) d									
Bridgwater (BWT) d									
Taunton (TAU) a									
Exeter St Davids (EXD)  a									

NOTES (see introductory pages for explanation of train operator codes and standard symbols)

- a Arrival time
- d Departure time
- c Arrives 3 minutes earlier
- H To Warminster

Taunton and Weston-super-Mare to Bristol, Avonmouth, Severn Beach, Newport and Cardiff

Mondays to Fridays

Operator Days of operation/Notes 1st Class/Reservations/Bus/Ferry Catering facilities	GW A 111 ⚡	GW	XC MO 1◇	XC MX 1◇	GW B 111 ⚡	GW	GW	GW	GW	GW C	XC D 1◇ ⚡	GW 111	XC E 1◇ ⚡	GW	GW	GW A 111 ⚡	XC F 1◇ ⚡	GW G 111 ⚡	
Exeter St Davids (EXD)	6 d																		
Taunton (TAU)	d														0510				
Bridgwater (BWT)	d														0521				
Highbridge & Burnham (HIG)	d														0528				
Weston-super-Mare (WSM)	a														0538				
Weston-super-Mare (WSM)	d														0546	0624			
Weston Milton (WNM)	d														0549	0628			
Worle (WOR)	d														0553	0632			
Yatton (YAT)	d														0559	0638			
Nailsea & Backwell (NLS)	d														0605	0644			
Parson Street (PSN)	d														0613				
Bedminster (BMT)	d														0616				
Bristol Temple Meads (BRI)	10 a														0620	0654			
Bristol Temple Meads (BRI)	10 d	0453	0510	0520	0520		0537	0545	0553	0603	0608	0625	0628	0636	0644	0657		0700	0707
Lawrence Hill (LWH)	d		0514				0540	0548		0606			0632		0647	0700			
Stapleton Road (SRD)	d		0516				0543	0551		0609			0635		0650	0703			
Montpelier (MTP)	d		0520				0546			0612					0653				
Redland (RDA)	d		0522				0548			0614					0655				
Clifton Down (CFN)	d		0525				0552			0622f					0658				
Sea Mills (SML)	d		0529				0556			0626					0702				
Shirehampton (SHH)	d		0532				0559			0629					0706				
Portway Park & Ride (PRI)	d		0534				0601			0631					0708				
Avonmouth (AVN)	2 d		0537				0605			0644g					0712				
St Andrews Road (SAR)	d		0541				0608			0648					0716				
Severn Beach (SVB)	a		0548				0615			0655					0723				
Ashley Down (ASD)	d																		
Filton Abbey Wood (FIT)	d							0558	0604f		0615		0640			0710			0715
Bristol Parkway (BPW)	7 a	0501		0529	0529			0602			0619	0633		0643				0707	0717
Bristol Parkway (BPW)	7 d			0538	0538	0602													0728
Patchway (PWY)	d								0609				0644						
Severn Tunnel Jn (STJ)	d								0622				0654			0725			
Newport (South Wales) (NWP)	a			0559	0605	0625			0632				0703			0737			0747
Cardiff Central (CDF)	7 a			0621	0621	0641			0647				0717			0751			0804

NOTES (see introductory pages for explanation of train operator codes and standard symbols)

- a Arrival time
- d Departure time
- f Arrives 4 minutes earlier
- g Arrives 10 minutes earlier

- A To London Paddington
- B To Carmarthen
- C To Worcester Shrub Hill
- D To Stansted Airport
- E To Edinburgh
- F To Manchester Piccadilly
- G To Swansea

- MO Mondays only
- MX Not Mondays

Taunton and Weston-super-Mare to Bristol, Avonmouth, Severn Beach, Newport and Cardiff

Mondays to Fridays

Operator Days of operation/Notes 1st Class/Reservations/Bus/Ferry Catering facilities	GW H	GW	GW	GW 11	GW A 11	GW	XC E 11	GW H 1	GW	GW A 11	GW B 11	GW	XC F 11	GW H	GW	GW	GW	GW		
Exeter St Davids (EXD)	6	d			0547			0624											0644	
Taunton (TAU)		d			0611		0637	0651				0654							0711	
Bridgwater (BWT)		d			0621		0648					0705							0721	
Highbridge & Burnham (HIG)		d			0629		0655					0713							0728	
Weston-super-Mare (WSM)		a			0640		0705				←	0723							0738	
Weston-super-Mare (WSM)		d			0642	0652	0710					0710	0724						0739	
Weston Milton (WNM)		d			0645	0656	→					0713							0743	
Worle (WOR)		d			0649	0700						0717	0730						0747	
Yatton (YAT)		d			0655	0706						0723	0736						0753	
Nailsea & Backwell (NLS)		d			0701	0712						0729	0742						0759	
Parson Street (PSN)		d			0708							0737							0808	
Bedminster (BMT)		d			0712							0740							0811	
Bristol Temple Meads (BRI)	10	a			0717	0724		0724				0744	0752						0816	
Bristol Temple Meads (BRI)	10	d	0710	0712		0724			0735	0740		0746			0756	0800	0806	0812	0816	0823
Lawrence Hill (LWH)		d			0715	0723	0728					0749						0815	0819	0827
Stapleton Road (SRD)		d			0718	0726	0731					0752						0818	0822	0831
Montpelier (MTP)		d			0721							0755							0821	
Redland (RDA)		d			0723							0757							0823	
Clifton Down (CFN)		d			0727							0800							0827	
Sea Mills (SML)		d			0731							0804							0831	
Shirehampton (SHH)		d			0734							0808							0834	
Portway Park & Ride (PRI)		d			0736							0810							0836	
Avonmouth (AVN)	2	d			0744h							0813							0839a	
St Andrews Road (SAR)		d			0748							0816								
Severn Beach (SVB)		a			0755							0823								
Ashley Down (ASD)		d			0729k														0825k	
Filton Abbey Wood (FIT)		d	0720		0733a	0738			0748					0805		0816c		0829a		0837
Bristol Parkway (BPW)	7	a	0723					0742	0752					0808	0821					
Bristol Parkway (BPW)	7	d										0804								0835
Patchway (PWY)		d				0742							0811							0842
Severn Tunnel Jn (STJ)		d				0754							0822							0852
Newport (South Wales) (NWP)		a				0806							0824	0832						0853
Cardiff Central (CDF)	7	a				0822							0839	0846						0908

NOTES (see introductory pages for explanation of train operator codes and standard symbols)

- a** Arrival time
- d** Departure time
- c** Arrives 3 minutes earlier
- h** Arrives 5 minutes earlier
- k** This station is expected to open during the validity of this timetable

- A** To London Paddington
- B** To Carmarthen
- E** To Edinburgh
- F** To Manchester Piccadilly
- H** To Gloucester

Taunton and Weston-super-Mare to Bristol, Avonmouth, Severn Beach, Newport and Cardiff

Mondays to Fridays

Operator	GW	XC	GW	GW	GW	GW	XC	GW	GW	GW	GW	XC	GW	GW	GW	GW	XC	GW	GW	XC		
Days of operation/Notes	A	E	J		G		F			H		E	J			A	G	F				
1st Class/Reservations/Bus/Ferry	1	1	1		1		1				1	1	1			1	1	1				
Catering facilities	☞	☞	☞		☞		☞				☞	☞	☞			☞	☞	☞				
Exeter St Davids (EXD)	6 d		0720														0827					
Taunton (TAU)	d	0724	0746														0819	0853				
Bridgwater (BWT)	d	0735															0829					
Highbridge & Burnham (HIG)	d	0742															0836					
Weston-super-Mare (WSM)	a	0752															0845					
Weston-super-Mare (WSM)	d	0755				0810											0847		0910	0929		
Weston Milton (WNM)	d	0759				0813											0850		0913			
Worle (WOR)	d	0803				0817											0855		0917	0935		
Yatton (YAT)	d	0809				0823											0901		0923	0941		
Nailsea & Backwell (NLS)	d	0815				0829											0907		0929	0947		
Parson Street (PSN)	d					0838											0914		0937			
Bedminster (BMT)	d					0841											0917		0940			
Bristol Temple Meads (BRI)	10 a	0824	0828			0844											0920	0924		0944	0957	
Bristol Temple Meads (BRI)	10 d		0835	0838	0846		0858	0900	0904	0910	0913						0927	0935	0938	0946		1000
Lawrence Hill (LWH)	d				0849				0907	0914										0949		
Stapleton Road (SRD)	d				0852				0910	0916										0952		
Montpelier (MTP)	d				0855					0920										0955		
Redland (RDA)	d				0857					0922										0957		
Clifton Down (CFN)	d				0900					0927c										1000		
Sea Mills (SML)	d				0904					0931										1004		
Shirehampton (SHH)	d				0908					0934										1008		
Portway Park & Ride (PRI)	d				0910					0936										1010		
Avonmouth (AVN)	2 d				0913					0939a										1013		
St Andrews Road (SAR)	d				0916															1016		
Severn Beach (SVB)	a				0923															1023		
Ashley Down (ASD)	d								0913k													
Filton Abbey Wood (FIT)	d			0847			0907		0918a		0921		0934				0946					
Bristol Parkway (BPW)	7 a		0842	0850				0909			0926						0942	0949				1008
Bristol Parkway (BPW)	7 d					0905							0934									1005
Patchway (PWY)	d																0941					
Severn Tunnel Jn (STJ)	d						0921										0952					
Newport (South Wales) (NWP)	a					0922	0931						0952	1001								1022
Cardiff Central (CDF)	7 a					0936	0945						1010	1018								1036

NOTES (see introductory pages for explanation of train operator codes and standard symbols)

- a Arrival time
- d Departure time
- c Arrives 3 minutes earlier
- k This station is expected to open during the validity of this timetable

- A To London Paddington
- E To Edinburgh
- F To Manchester Piccadilly
- G To Swansea
- H To Gloucester
- J To Worcester Foregate Street

Taunton and Weston-super-Mare to Bristol, Avonmouth, Severn Beach, Newport and Cardiff

Mondays to Fridays

Operator	GW	GW	GW	GW	GW	GW	XC	GW	GW	GW	GW	XC	GW	GW	GW	GW	GW	XC	
Days of operation/Notes 1st Class/Reservations/Bus/Ferry Catering facilities			H				E	J	B			F	H					K	
							◇					◇						◇	
Exeter St Davids (EXD)	6	d				0852	0927										0955	1027	
Taunton (TAU)		d				0919	0953										1019	1053	
Bridgwater (BWT)		d				0929											1029		
Highbridge & Burnham (HIG)		d				0936											1036		
Weston-super-Mare (WSM)		a				0946											1046		
Weston-super-Mare (WSM)		d				0948				1010							1048		
Weston Milton (WNM)		d								1013									
Worle (WOR)		d				0955				1017							1054		
Yatton (YAT)		d				1001				1023							1100		
Nailsea & Backwell (NLS)		d				1008				1029							1106		
Parson Street (PSN)		d								1037									
Bedminster (BMT)		d								1040									
Bristol Temple Meads (BRI)	10	a				1020	1026			1044							1117	1124	
Bristol Temple Meads (BRI)	10	d	1002	1005	1007	1012	1028	1035	1038	1046	1057	1100	1104	1107			1112	1128	1135
Lawrence Hill (LWH)		d		1008		1015				1049			1107				1116		
Stapleton Road (SRD)		d		1011		1018				1052			1110				1118		
Montpelier (MTP)		d				1021				1055							1122		
Redland (RDA)		d				1023				1057							1124		
Clifton Down (CFN)		d				1027				1100							1127		
Sea Mills (SML)		d				1031				1104							1131		
Shirehampton (SHH)		d				1034				1108							1135		
Portway Park & Ride (PRI)		d				1036				1110							1137		
Avonmouth (AVN)	2	d				1039a				1113							1139a		
St Andrews Road (SAR)		d								1116									
Severn Beach (SVB)		a								1123									
Ashley Down (ASD)		d											1113k						
Filton Abbey Wood (FIT)		d	1011	1014k	1015		1036		1046			1107c	1117a	1115				1137c	
Bristol Parkway (BPW)	7	a			1019			1042	1049				1108	1118					1142
Bristol Parkway (BPW)	7	d				1035				1105						1134			
Patchway (PWY)		d					1041											1141	
Severn Tunnel Jn (STJ)		d					1053											1152	
Newport (South Wales) (NWP)		a	1038		1053		1106		1122		1132				1153			1201	
Cardiff Central (CDF)	7	a	1051		1110		1121		1136		1146				1211			1221	

NOTES (see introductory pages for explanation of train operator codes and standard symbols)

- a** Arrival time
- d** Departure time
- c** Arrives 3 minutes earlier
- k** This station is expected to open during the validity of this timetable

- B** To Carmarthen
- E** To Edinburgh
- F** To Manchester Piccadilly
- H** To Gloucester
- J** To Worcester Foregate Street
- K** To Aberdeen

Taunton and Weston-super-Mare to Bristol, Avonmouth, Severn Beach, Newport and Cardiff

Mondays to Fridays

Operator Days of operation/Notes 1st Class/Reservations/Bus/Ferry Catering facilities	GW J	GW	GW A A	GW G G	GW	GW A A	GW A A	XC F F	GW	GW H	GW	XC E E	GW A A	GW J J	GW B B	GW	GW	XC F F	
Exeter St Davids (EXD)	6 d						1044	1054				1127							
Taunton (TAU)	d						1111	1121				1153							
Bridgwater (BWT)	d						1121												
Highbridge & Burnham (HIG)	d						1128												
Weston-super-Mare (WSM)	a						1138						←						
Weston-super-Mare (WSM)	d		1110	1123			1147						1147				1210		
Weston Milton (WNM)	d		1113				→										1213		
Worle (WOR)	d		1117	1129									1154				1217		
Yatton (YAT)	d		1123	1135									1200				1223		
Nailsea & Backwell (NLS)	d		1129	1141									1206				1229		
Parson Street (PSN)	d		1137														1237		
Bedminster (BMT)	d		1140														1240		
Bristol Temple Meads (BRI)	10 a		1144	1151				1154				1225	1217				1244		
Bristol Temple Meads (BRI)	10 d	1138	1146			1158		1201	1204	1208	1211	1235	1236	1238			1246	1257	1300
Lawrence Hill (LWH)	d		1149						1207			1215					1249		
Stapleton Road (SRD)	d		1152						1213f			1218					1252		
Montpelier (MTP)	d		1155									1221					1255		
Redland (RDA)	d		1157									1223					1257		
Clifton Down (CFN)	d		1200									1227					1300		
Sea Mills (SML)	d		1204									1231					1304		
Shirehampton (SHH)	d		1208									1234					1308		
Portway Park & Ride (PRI)	d		1210									1236					1310		
Avonmouth (AVN)	2 d		1213									1239a					1313		
St Andrews Road (SAR)	d		1216														1316		
Severn Beach (SVB)	a		1223														1323		
Ashley Down (ASD)	d								1216k										
Filton Abbey Wood (FIT)	d	1146				1207			1220a	1215			1243	1246				1308	
Bristol Parkway (BPW)	7 a	1149						1208		1219		1243	1248						1308
Bristol Parkway (BPW)	7 d				1204		1240								1304				
Patchway (PWY)	d												1246						
Severn Tunnel Jn (STJ)	d												1257						
Newport (South Wales) (NWP)	a				1224	1230	1302						1306		1321		1334		
Cardiff Central (CDF)	7 a				1238	1245	1317						1325		1335		1348		

NOTES (see introductory pages for explanation of train operator codes and standard symbols)

- a** Arrival time
- d** Departure time
- f** Arrives 4 minutes earlier
- k** This station is expected to open during the validity of this timetable

- A** To London Paddington
- B** To Carmarthen
- E** To Edinburgh
- F** To Manchester Piccadilly
- G** To Swansea
- H** To Gloucester
- J** To Worcester Foregate Street

Taunton and Weston-super-Mare to Bristol, Avonmouth, Severn Beach, Newport and Cardiff

Mondays to Fridays

Operator Days of operation/Notes 1st Class/Reservations/Bus/Ferry Catering facilities	GW	GW H	GW 113 13	GW	GW 113	XC E 11◇ 13	GW J 113	GW	GW A 113 13	GW G 113 13	XC F 11◇ 13	GW	GW	GW H	GW 113 13	GW	GW 113	XC L 11◇ 13	
Exeter St Davids (EXD) 6 d					1153	1227												1327	
Taunton (TAU) d					1218c	1253												1311	1353
Bridgwater (BWT) d					1228													1322	
Highbridge & Burnham (HIG) d					1235													1329	
Weston-super-Mare (WSM) a					1245													1339	
Weston-super-Mare (WSM) d					1248			1310	1326									1345	
Weston Milton (WNM) d								1313											
Worle (WOR) d					1255			1317	1332									1351	
Yatton (YAT) d					1301			1323	1338									1357	
Nailsea & Backwell (NLS) d					1307			1329	1344									1404	
Parson Street (PSN) d								1337											
Bedminster (BMT) d								1340											
Bristol Temple Meads (BRI) 10 a					1316	1327		1344	1354									1413	1424
Bristol Temple Meads (BRI) 10 d	1305	1308		1312	1327	1335	1339	1346			1400	1401	1404	1409			1412	1427	1435
Lawrence Hill (LWH) d	1308			1315				1349									1415		
Stapleton Road (SRD) d	1311			1318				1352					1410				1418		
Montpelier (MTP) d				1321				1355									1421		
Redland (RDA) d				1323				1357									1423		
Clifton Down (CFN) d				1327				1400									1427		
Sea Mills (SML) d				1331				1404									1431		
Shirehampton (SHH) d				1334				1408									1434		
Portway Park & Ride (PRI) d				1336				1410									1436		
Avonmouth (AVN) 2 d				1339a				1413									1439a		
St Andrews Road (SAR) d								1416											
Severn Beach (SVB) a								1423											
Ashley Down (ASD) d	1314k																		
Filton Abbey Wood (FIT) d	1318a	1315			1336c		1347					1408	1417a	1416				1436	
Bristol Parkway (BPW) 7 a		1319				1342	1350				1409								1442
Bristol Parkway (BPW) 7 d			1334						1405						1435				
Patchway (PWY) d					1340													1441	
Severn Tunnel Jn (STJ) d					1352													1453	
Newport (South Wales) (NWP) a			1352		1403				1422		1434			1500				1506	
Cardiff Central (CDF) 7 a			1406		1420				1437		1448			1516				1520	

NOTES (see introductory pages for explanation of train operator codes and standard symbols)

- a Arrival time
- d Departure time
- c Arrives 3 minutes earlier
- k This station is expected to open during the validity of this timetable

- A To London Paddington
- E To Edinburgh
- F To Manchester Piccadilly
- G To Swansea
- H To Gloucester
- J To Worcester Foregate Street
- L To Glasgow Central

Taunton and Weston-super-Mare to Bristol, Avonmouth, Severn Beach, Newport and Cardiff

Mondays to Fridays

Operator Days of operation/Notes 1st Class/Reservations/Bus/Ferry Catering facilities	GW J	GW B 1111 1111	GW	GW	XC F 1111 1111	GW	GW H	GW	GW	GW	XC E 1111 1111	GW C	GW	GW A 1111 1111	GW G 1111 1111	GW	XC F 1111 1111	GW
Exeter St Davids (EXD)	6	d									1353	1427						
Taunton (TAU)		d									1419f	1453						
Bridgwater (BWT)		d									1429							
Highbridge & Burnham (HIG)		d									1436							
Weston-super-Mare (WSM)		a									1446							
Weston-super-Mare (WSM)		d		1410							1448			1510	1528			
Weston Milton (WNM)		d		1413										1513				
Worle (WOR)		d		1417							1454			1517	1534			
Yatton (YAT)		d		1423							1500			1523	1540			
Nailsea & Backwell (NLS)		d		1429							1506			1529	1546			
Parson Street (PSN)		d		1437										1537				
Bedminster (BMT)		d		1440										1540				
Bristol Temple Meads (BRI)	10	a		1444							1516	1524		1544	1556			
Bristol Temple Meads (BRI)	10	d	1439	1446	1457	1500	1504	1508		1512	1527	1535	1538	1546		1557	1600	1604
Lawrence Hill (LWH)		d		1449			1507			1515				1549				1607
Stapleton Road (SRD)		d		1452			1510			1518				1552				1610
Montpelier (MTP)		d		1455						1521				1555				
Redland (RDA)		d		1457						1523				1557				
Clifton Down (CFN)		d		1500						1527				1600				
Sea Mills (SML)		d		1504						1531				1604				
Shirehampton (SHH)		d		1508						1534				1608				
Portway Park & Ride (PRI)		d		1510						1536				1610				
Avonmouth (AVN)	2	d		1512a						1540				1613				
St Andrews Road (SAR)		d								1543				1616				
Severn Beach (SVB)		a								1550				1623				
Ashley Down (ASD)		d					1513k											1613k
Filton Abbey Wood (FIT)		d	1448		1506		1517a	1518			1536c		1546			1607		1617a
Bristol Parkway (BPW)	7	a	1453			1507		1521				1542	1549				1608	
Bristol Parkway (BPW)	7	d		1504					1533						1604			
Patchway (PWY)		d									1540							
Severn Tunnel Jn (STJ)		d									1551							
Newport (South Wales) (NWP)		a		1521	1533				1552		1606				1622	1630		
Cardiff Central (CDF)	7	a		1535	1552				1607		1623				1636	1645		

NOTES (see introductory pages for explanation of train operator codes and standard symbols)

- a Arrival time
- d Departure time
- c Arrives 3 minutes earlier
- f Arrives 4 minutes earlier
- k This station is expected to open during the validity of this timetable

- A To London Paddington
- B To Carmarthen
- C To Worcester Shrub Hill
- E To Edinburgh
- F To Manchester Piccadilly
- G To Swansea
- H To Gloucester
- J To Worcester Foregate Street

Taunton and Weston-super-Mare to Bristol, Avonmouth, Severn Beach, Newport and Cardiff

Mondays to Fridays

Operator Days of operation/Notes 1st Class/Reservations/Bus/Ferry Catering facilities	GW H	GW 1112 12	GW	GW 1112	XC E 1112 12	GW J 1112	GW	GW G 1112 12	GW	XC F 1112 12	GW	GW H	GW B 1112 12	GW	GW 1112	XC M 1112 12	GW J 1112	GW	
Exeter St Davids (EXD)	6	d			1527					1523					1554	1627			
Taunton (TAU)		d		1515	1553					1600e					1617	1653			
Bridgwater (BWT)		d		1526											1627				
Highbridge & Burnham (HIG)		d		1533											1634				
Weston-super-Mare (WSM)		a		1543						1620					1644				
Weston-super-Mare (WSM)		d		1547			1610			1630					1645			1710	
Weston Milton (WNM)		d					1613								1649			1713	
Worle (WOR)		d		1553			1617								1653			1717	
Yatton (YAT)		d		1559			1623								1659			1723	
Nailsea & Backwell (NLS)		d		1605			1629								1705			1729	
Parson Street (PSN)		d					1637								1712			1737	
Bedminster (BMT)		d					1640								1715			1740	
Bristol Temple Meads (BRI)	10	a		1615	1625		1644			1647					1719	1727		1744	
Bristol Temple Meads (BRI)	10	d	1608	1612	1628	1635	1639	1645		1657	1700	1704	1708		1712	1723	1735	1738	1746
Lawrence Hill (LWH)		d		1615			1649								1715				1749
Stapleton Road (SRD)		d		1618			1651								1710				1752
Montpelier (MTP)		d		1621			1655								1721				1755
Redland (RDA)		d		1623			1657								1723				1757
Clifton Down (CFN)		d		1627			1700								1727				1800
Sea Mills (SML)		d		1631			1704								1731				1804
Shirehampton (SHH)		d		1634			1708								1734				1808
Portway Park & Ride (PRI)		d		1636			1710								1736				1810
Avonmouth (AVN)	2	d		1639a			1713								1739a				1813
St Andrews Road (SAR)		d					1716												1816
Severn Beach (SVB)		a					1723												1823
Ashley Down (ASD)		d																	
Filton Abbey Wood (FIT)		d	1615		1638c		1646			1707c		1717a	1716			1732c		1746	
Bristol Parkway (BPW)	7	a	1619			1642	1650				1707		1719				1742	1749	
Bristol Parkway (BPW)	7	d		1634				1704						1728					
Patchway (PWY)		d			1642											1736			
Severn Tunnel Jn (STJ)		d			1653				1721							1746			
Newport (South Wales) (NWP)		a		1654	1702			1721	1733				1746		1755				
Cardiff Central (CDF)	7	a		1709	1722			1737	1750				1803		1819				

NOTES (see introductory pages for explanation of train operator codes and standard symbols)

- a Arrival time
- d Departure time
- c Arrives 3 minutes earlier
- e Arrives 12 minutes earlier
- k This station is expected to open during the validity of this timetable

- B To Carmarthen
- E To Edinburgh
- F To Manchester Piccadilly
- G To Swansea
- H To Gloucester
- J To Worcester Foregate Street
- M To Leeds

Taunton and Weston-super-Mare to Bristol, Avonmouth, Severn Beach, Newport and Cardiff

Mondays to Fridays

Operator	GW A	GW G	GW	XC N	GW	GW H	GW G	GW	GW	XC M	GW P	GW	GW A	GW FX Q	GW FO B	GW	GW	GW H
Days of operation/Notes 1st Class/Reservations/Bus/Ferry Catering facilities	111	111		11			111		111	11		111	111	111	111			11
Exeter St Davids (EXD)	6 d									1727								
Taunton (TAU)	d								1711	1753								
Bridgwater (BWT)	d								1721									
Highbridge & Burnham (HIG)	d								1729									
Weston-super-Mare (WSM)	a								1739									
Weston-super-Mare (WSM)	d	1728							1744			1810	1829					
Weston Milton (WNM)	d								1748			1813						
Worle (WOR)	d	1734							1752			1817	1835					
Yatton (YAT)	d	1740							1758			1823	1841					
Nailsea & Backwell (NLS)	d	1746							1804			1829	1847					
Parson Street (PSN)	d								1811			1837						
Bedminster (BMT)	d								1814			1840						
Bristol Temple Meads (BRI)	10 a	1756							1822	1824		1844	1857					
Bristol Temple Meads (BRI)	10 d			1757	1800	1804	1810		1812	1827	1835	1840	1846			1858	1904	1908
Lawrence Hill (LWH)	d					1807			1815	1831			1849				1907	
Stapleton Road (SRD)	d					1810			1818	1835			1852				1910	
Montpelier (MTP)	d								1821				1855					
Redland (RDA)	d								1823				1857					
Clifton Down (CFN)	d								1827				1900					
Sea Mills (SML)	d								1831				1904					
Shirehampton (SHH)	d								1834				1908					
Portway Park & Ride (PRI)	d								1836				1910					
Avonmouth (AVN)	2 d								1839a				1913					
St Andrews Road (SAR)	d												1916					
Severn Beach (SVB)	a												1923					
Ashley Down (ASD)	d					1813k												1913k
Filton Abbey Wood (FIT)	d			1806		1817a	1818			1842c		1851c				1907	1917a	1916
Bristol Parkway (BPW)	7 a				1808		1821				1842	1854						1918
Bristol Parkway (BPW)	7 d		1805					1837						1904	1904			
Patchway (PWY)	d									1846								
Severn Tunnel Jn (STJ)	d			1822						1857							1921	
Newport (South Wales) (NWP)	a		1822	1832				1857		1910				1921	1921	1935		
Cardiff Central (CDF)	7 a		1837	1845				1911		1927				1938	1938	1949		

NOTES (see introductory pages for explanation of train operator codes and standard symbols)

- a Arrival time
- d Departure time
- c Arrives 3 minutes earlier
- k This station is expected to open during the validity of this timetable

- A To London Paddington
- B To Carmarthen
- G To Swansea
- H To Gloucester
- M To Leeds
- N To Birmingham New Street
- P To Great Malvern
- Q To Carmarthen until 5 September. To Swansea from 9 September

- FO Fridays only
- FX Not Fridays

Taunton and Weston-super-Mare to Bristol, Avonmouth, Severn Beach, Newport and Cardiff

Mondays to Fridays

Operator Days of operation/Notes 1st Class/Reservations/Bus/Ferry Catering facilities	GW G 111 ⚡	GW	GW 111	XC M 11◇ ⚡	GW H	GW	GW G 111 ⚡	GW	GW	GW G 111 ⚡	GW 111	GW H 111	GW 111	GW 111	XC N 11◇ ⚡	GW 111	GW G 111 ⚡	GW
Exeter St Davids (EXD)	6 d			1827								1903			1927			
Taunton (TAU)	d		1810	1853								1914	1927		1953			
Bridgwater (BWT)	d		1821									1924	1937					
Highbridge & Burnham (HIG)	d		1828									1931						
Weston-super-Mare (WSM)	a		1838									1941		←				
Weston-super-Mare (WSM)	d		1845			1910						1947		1947		2010		
Weston Milton (WNM)	d		1848			1913						→				2013		
Worle (WOR)	d		1853			1917								1953		2017		
Yatton (YAT)	d		1859			1923								2000		2023		
Nailsea & Backwell (NLS)	d		1905			1929								2006		2029		
Parson Street (PSN)	d		1912			1937										2037		
Bedminster (BMT)	d		1915			1940										2040		
Bristol Temple Meads (BRI)	10 a		1920	1926		1944							2003		2017	2024	2044	
Bristol Temple Meads (BRI)	10 d		1914	1922	1935	1939	1946		1957	2004			2009	2012	2021	2035	2046	2051
Lawrence Hill (LWH)	d		1917	1926		1949				2007				2015		2049		2054
Stapleton Road (SRD)	d		1920	1929		1952				2010				2018		2052		2057
Montpelier (MTP)	d		1923			1955								2021		2055		
Redland (RDA)	d		1925			1957								2023		2057		
Clifton Down (CFN)	d		1929			2000								2027		2100a		
Sea Mills (SML)	d		1933			2004								2031				
Shirehampton (SHH)	d		1936			2008								2034				
Portway Park & Ride (PRI)	d		1938			2010								2036				
Avonmouth (AVN)	2 d		1941a			2013								2039a				
St Andrews Road (SAR)	d					2016												
Severn Beach (SVB)	a					2023												
Ashley Down (ASD)	d									2013k								
Filton Abbey Wood (FIT)	d		1941j		1946			2007	2017a			2017		2029				2103
Bristol Parkway (BPW)	7 a			1943	1950							2019			2042			2107
Bristol Parkway (BPW)	7 d	1939					2004				2028						2103	
Patchway (PWY)	d		1947											2034				
Severn Tunnel Jn (STJ)	d		1957					2021						2046				
Newport (South Wales) (NWP)	a	1957	2006				2024	2032		2046				2055			2121	
Cardiff Central (CDF)	7 a	2013	2023				2040	2046		2101				2110			2140	

NOTES (see introductory pages for explanation of train operator codes and standard symbols)

- a Arrival time
- d Departure time
- j Arrives 8 minutes earlier
- k This station is expected to open during the validity of this timetable

- G To Swansea
- H To Gloucester
- M To Leeds
- N To Birmingham New Street

Taunton and Weston-super-Mare to Bristol, Avonmouth, Severn Beach, Newport and Cardiff

Mondays to Fridays

Operator Days of operation/Notes 1st Class/Reservations/Bus/Ferry Catering facilities	GW A A	GW	GW C C	GW	GW A A	GW H	GW	GW A A	GW A A	GW FO G	GW FO	GW FX G	GW FX	XC N N	GW	GW FO	GW FX	GW H
Exeter St Davids (EXD) 6 d	1935				1950				2050					2056		2100	2100	
Taunton (TAU) d	2003				2016f				2117					2122		2132h	2132h	
Bridgwater (BWT) d	2014				2026											2143	2143	
Highbridge & Burnham (HIG) d					2034											2150	2150	
Weston-super-Mare (WSM) a	2027				2044											2200	2200	
Weston-super-Mare (WSM) d	2029				2048			2110								2201	2201	
Weston Milton (WNM) d								2114										
Worle (WOR) d	2035				2054			2118								2206	2206	
Yatton (YAT) d	2041				2100			2124								2212	2212	
Nailsea & Backwell (NLS) d	2047				2106			2130								2218	2218	
Parson Street (PSN) d								2137										
Bedminster (BMT) d								2140										
Bristol Temple Meads (BRI) 10 a	2057				2118			2145	2151					2156		2230	2230	
Bristol Temple Meads (BRI) 10 d		2057	2100	2120	2126	2143	2146	2152			2156		2156	2200	2224	2236	2236	2246
Lawrence Hill (LWH) d				2123				2150							2227			
Stapleton Road (SRD) d				2126				2153							2230			
Montpelier (MTP) d				2129				2156							2233			
Redland (RDA) d				2131				2158							2235			
Clifton Down (CFN) d				2134				2201							2238			
Sea Mills (SML) d				2138				2205							2242			
Shirehampton (SHH) d				2142				2209							2246			
Portway Park & Ride (PRI) d				2144				2211							2248			
Avonmouth (AVN) 2 d				2147				2221j							2251			
St Andrews Road (SAR) d				2150				2225							2255			
Severn Beach (SVB) a				2157				2232							2302			
Ashley Down (ASD) d																		
Filton Abbey Wood (FIT) d		2107	2108		2134	2151		2200			2205		2205			2243	2243	2254
Bristol Parkway (BPW) 7 a			2110			2156		2203						2207				2258
Bristol Parkway (BPW) 7 d										2203		2203						
Patchway (PWY) d					2139						2210		2210					
Severn Tunnel Jn (STJ) d		2120			2152						2221		2220			2256	2256	
Newport (South Wales) (NWP) a		2130			2201					2222	2232	2232	2238		2306	2313		
Cardiff Central (CDF) 7 a		2146			2215					2240	2246	2250	2258		2320	2333		

NOTES (see introductory pages for explanation of train operator codes and standard symbols)

- a Arrival time
- d Departure time
- f Arrives 4 minutes earlier
- h Arrives 5 minutes earlier
- j Arrives 8 minutes earlier

- A To London Paddington
- C To Worcester Shrub Hill
- G To Swansea
- H To Gloucester
- N To Birmingham New Street

- FO Fridays only
- FX Not Fridays

Taunton and Weston-super-Mare to Bristol, Avonmouth, Severn Beach, Newport and Cardiff

Mondays to Fridays

Operator Days of operation/Notes 1st Class/Reservations/Bus/Ferry Catering facilities	GW	GW	GW	GW	GW	GW	GW	GW	GW	GW	GW
	☐	☐☐	☐☐	☐	☐☐	☐☐	☐	☐☐	☐☐	☐☐	☐☐
	☐	☐☐	☐☐	☐	☐☐	☐☐	☐	☐☐	☐☐	☐☐	☐☐
Exeter St Davids (EXD)	6 d						2200		2242		
Taunton (TAU)	d						2233	2244	2310		
Bridgwater (BWT)	d							2254	2320		
Highbridge & Burnham (HIG)	d							2301	2327		
Weston-super-Mare (WSM)	a							2311	2337		
Weston-super-Mare (WSM)	d	2210						2313	2341		
Weston Milton (WNM)	d	2214						2316			
Worle (WOR)	d	2218						2321			
Yatton (YAT)	d	2224						2327	2350		
Nailsea & Backwell (NLS)	d	2230						2333			
Parson Street (PSN)	d	2237						2340			
Bedminster (BMT)	d	2240						2343			
Bristol Temple Meads (BRI)	10 a	2249					2315	2348	0002		
Bristol Temple Meads (BRI)	10 d				2258	2258					
Lawrence Hill (LWH)	d										
Stapleton Road (SRD)	d										
Montpelier (MTP)	d										
Redland (RDA)	d										
Clifton Down (CFN)	d										
Sea Mills (SML)	d										
Shirehampton (SHH)	d										
Portway Park & Ride (PRI)	d										
Avonmouth (AVN)	2 d										
St Andrews Road (SAR)	d										
Severn Beach (SVB)	a										
Ashley Down (ASD)	d										
Filton Abbey Wood (FIT)	d				2306	2306					
Bristol Parkway (BPW)	7 a										
Bristol Parkway (BPW)	7 d		2304	2304						0024	0024
Patchway (PWY)	d				2310	2310					
Severn Tunnel Jn (STJ)	d				2321	2321					
Newport (South Wales) (NWP)	a		2321	2329	2332	2338				0043	0049
Cardiff Central (CDF)	7 a		2336	2347	2346	2358				0056	0107

NOTES (see introductory pages for explanation of train operator codes and standard symbols)

- a Arrival time
- d Departure time
- G To Swansea
- FO Fridays only
- FX Not Fridays
- SM Saturday mornings
- TFM Tuesday to Friday mornings

Taunton and Weston-super-Mare to Bristol, Avonmouth, Severn Beach, Newport and Cardiff

Saturdays

Operator Days of operation/Notes 1st Class/Reservations/Bus/Ferry Catering facilities	GW	GW	GW	XC A 1◇ ⚡	GW	GW 11a	GW B	GW C 11a ⚡	GW	XC D 1◇ ⚡	GW E 11a ⚡	GW	GW F	GW 11a	GW	XC A 1◇ ⚡	GW G	GW			
Exeter St Davids (EXD)	6	d													0542	0627					
Taunton (TAU)		d			0513										0611	0653					
Bridgwater (BWT)		d			0524										0621						
Highbridge & Burnham (HIG)		d			0531										0628						
Weston-super-Mare (WSM)		a			0541										0638						
Weston-super-Mare (WSM)		d			0542			0620							0640						
Weston Milton (WNM)		d			0545										0643						
Worle (WOR)		d			0549			0626							0648						
Yatton (YAT)		d			0555			0632							0654						
Nailsea & Backwell (NLS)		d			0601			0638							0700						
Parson Street (PSN)		d			0609										0706						
Bedminster (BMT)		d			0612										0710						
Bristol Temple Meads (BRI)	10	a			0618			0649							0713	0724					
Bristol Temple Meads (BRI)	10	d	0512	0546	0612	0615		0628	0634	0645		0653	0700	0704	0709	0710	0720	0725	0735	0742	0745
Lawrence Hill (LWH)		d	0515	0549	0615			0648		0656					0712			0728			0748
Stapleton Road (SRD)		d	0518	0552	0618			0651		0659					0715			0731			0751
Montpelier (MTP)		d	0521	0555	0621			0654							0719						0755
Redland (RDA)		d	0523	0557	0623			0656							0721						0757
Clifton Down (CFN)		d	0527	0600	0627			0700							0727c						0800
Sea Mills (SML)		d	0531	0604	0631			0704							0731						0804
Shirehampton (SHH)		d	0534	0608	0634			0707							0734						0808
Portway Park & Ride (PRI)		d	0536	0610	0636			0709							0736						0810
Avonmouth (AVN)	2	d	0540	0613	0642c			0713							0742c						0813
St Andrews Road (SAR)		d	0543	0616	0646			0716							0746						0816
Severn Beach (SVB)		a	0550	0623	0653			0723							0753						0823
Ashley Down (ASD)		d																			
Filton Abbey Wood (FIT)		d					0636	0645e		0706		0713		0718	0730c	0738a		0751			
Bristol Parkway (BPW)	7	a				0622		0649		0707	0716		0722				0742	0755			
Bristol Parkway (BPW)	7	d									0725										
Patchway (PWY)		d					0640								0735						
Severn Tunnel Jn (STJ)		d					0650			0718					0746						
Newport (South Wales) (NWP)		a					0659			0728		0744			0756						
Cardiff Central (CDF)	7	a					0713			0745		0801			0810						

NOTES (see introductory pages for explanation of train operator codes and standard symbols)

- a Arrival time
- d Departure time
- c Arrives 3 minutes earlier
- e Arrives 4 minutes earlier
- g This station is expected to open during the validity of this timetable

- A To Edinburgh
- B To Worcester Shrub Hill
- C To London Paddington
- D To Manchester Piccadilly
- E To Swansea
- F To Gloucester
- G To Worcester Foregate Street

Taunton and Weston-super-Mare to Bristol, Avonmouth, Severn Beach, Newport and Cardiff

Saturdays

Operator	GW	GW	GW	XC	GW	GW	GW	GW	GW	XC	GW	GW	GW	GW	GW	GW	XC	GW	GW	GW	
Days of operation/Notes	C	H		D		F				A	G						D		F		
1st Class/Reservations/Bus/Ferry Catering facilities	1	1		1						1							1				
Exeter St Davids (EXD)	6	d								0727						0733					
Taunton (TAU)	d	0657								0738	0753					0758					
Bridgwater (BWT)	d	0707								0749						0808					
Highbridge & Burnham (HIG)	d	0715								0757						0815					
Weston-super-Mare (WSM)	a	0725								0807					←	0825					
Weston-super-Mare (WSM)	d	0727							0738	0810					0810	0827					
Weston Milton (WNM)	d								0742	→					0813						
Worle (WOR)	d	0733							0746						0817	0833					
Yatton (YAT)	d	0739							0752						0823	0839					
Nailsea & Backwell (NLS)	d	0745							0758						0829	0845					
Parson Street (PSN)	d								0805						0837						
Bedminster (BMT)	d								0810						0840						
Bristol Temple Meads (BRI)	10	a	0754						0815	0824					0844	0854					
Bristol Temple Meads (BRI)	10	d		0757	0800	0803	0809	0813	0825		0835	0838	0846				0857	0900	0904	0912	0912
Lawrence Hill (LWH)	d					0806		0816					0849						0907		0915
Stapleton Road (SRD)	d					0809		0818					0852						0910		0918
Montpelier (MTP)	d							0822					0855								0921
Redland (RDA)	d							0824					0857								0923
Clifton Down (CFN)	d							0827					0900								0927
Sea Mills (SML)	d							0831					0904								0931
Shirehampton (SHH)	d							0834					0908								0934
Portway Park & Ride (PRI)	d							0836					0910								0936
Avonmouth (AVN)	2	d						0839a					0913								0939a
St Andrews Road (SAR)	d												0916								
Severn Beach (SVB)	a												0923								
Ashley Down (ASD)	d					0811g															
Filton Abbey Wood (FIT)	d		0806			0816a	0817		0832			0846					0907c		0917a	0919	
Bristol Parkway (BPW)	7	a		0808			0822				0842	0849						0908		0923	
Bristol Parkway (BPW)	7	d	0804												0904						
Patchway (PWY)	d							0836													
Severn Tunnel Jn (STJ)	d							0847													
Newport (South Wales) (NWP)	a		0822	0829				0856							0922	0930					
Cardiff Central (CDF)	7	a	0836	0844				0910							0937	0944					

NOTES (see introductory pages for explanation of train operator codes and standard symbols)

- a Arrival time
- d Departure time
- c Arrives 3 minutes earlier
- g This station is expected to open during the validity of this timetable

- A To Edinburgh
- C To London Paddington
- D To Manchester Piccadilly
- E To Swansea
- F To Gloucester
- G To Worcester Foregate Street
- H To Carmarthen

Taunton and Weston-super-Mare to Bristol, Avonmouth, Severn Beach, Newport and Cardiff

Saturdays

Operator	GW	XC	GW	GW	GW	GW	XC	GW	GW	GW	GW	GW	XC	GW	GW	GW	XC	GW			
Days of operation/Notes	1	A	G	J			D	F				C	A	G	E		D				
1st Class/Reservations/Bus/Ferry Catering facilities	1	1		1			1					1	1		1		1				
Exeter St Davids (EXD)	6	d	0827									0853		0927							
Taunton (TAU)	d	0818	0853									0916		0953							
Bridgwater (BWT)	d	0829										0926									
Highbridge & Burnham (HIG)	d	0837										0934									
Weston-super-Mare (WSM)	a	0847										0944									
Weston-super-Mare (WSM)	d	0848				0910						0945	0958				1010				
Weston Milton (WNM)	d					0913											1013				
Worle (WOR)	d	0854				0917						0952	1004				1017				
Yatton (YAT)	d	0900				0923						0958	1010				1023				
Nailsea & Backwell (NLS)	d	0906				0929						1005	1016				1029				
Parson Street (PSN)	d					0937											1037				
Bedminster (BMT)	d					0940											1040				
Bristol Temple Meads (BRI)	10	a	0916	0924		0944						1015	1026	1031			1044				
Bristol Temple Meads (BRI)	10	d	0928	0935	0938		0946	1000	1000	1003	1008	1012	1030		1035	1038		1046	1100	1100	1104
Lawrence Hill (LWH)	d					0949				1006		1015						1049			1107
Stapleton Road (SRD)	d					0952				1009		1018						1052			1110
Montpelier (MTP)	d					0955						1021						1055			
Redland (RDA)	d					0957						1023						1057			
Clifton Down (CFN)	d					1000						1027						1100			
Sea Mills (SML)	d					1004						1031						1104			
Shirehampton (SHH)	d					1008						1034						1108			
Portway Park & Ride (PRI)	d					1010						1036						1110			
Avonmouth (AVN)	2	d				1013						1039a						1113			
St Andrews Road (SAR)	d					1016												1116			
Severn Beach (SVB)	a					1023												1123			
Ashley Down (ASD)	d									1012g											1112g
Filton Abbey Wood (FIT)	d	0936		0946			1008			1017a	1015		1041		1046				1108		1117a
Bristol Parkway (BPW)	7	a	0942	0949				1007		1018				1042	1049					1107	
Bristol Parkway (BPW)	7	d			1004											1104					
Patchway (PWY)	d	0940										1045									
Severn Tunnel Jn (STJ)	d	0950										1055									
Newport (South Wales) (NWP)	a	0959			1023		1030					1104				1123			1131		
Cardiff Central (CDF)	7	a	1013		1037		1045					1119				1137			1145		

NOTES (see introductory pages for explanation of train operator codes and standard symbols)

- a Arrival time
- d Departure time
- g This station is expected to open during the validity of this timetable

- A To Edinburgh
- C To London Paddington
- D To Manchester Piccadilly
- E To Swansea
- F To Gloucester
- G To Worcester Foregate Street
- J To Pembroke Dock

Taunton and Weston-super-Mare to Bristol, Avonmouth, Severn Beach, Newport and Cardiff

Saturdays

Operator	GW	GW	GW	XC	GW	GW	GW	GW	GW	XC	GW	GW	GW	GW	XC	GW	GW	GW	
Days of operation/Notes 1st Class/Reservations/Bus/Ferry Catering facilities	F		111	K 1◇ ⚡	G	H 111 ⚡			111	D 1◇ ⚡	F		111	C 111 ⚡	A 1◇ ⚡	G	E 111 ⚡	GW	
Exeter St Davids (EXD)	6	d	0955	1027					1043	1053								1127	
Taunton (TAU)		d	1018	1053					1107	1119					1125	1153			
Bridgwater (BWT)		d	1029						1118						1136				
Highbridge & Burnham (HIG)		d	1036						1125						1144				
Weston-super-Mare (WSM)		a	1046						1135					←	1154				
Weston-super-Mare (WSM)		d	1048					1110	1145					1145	1158				1210
Weston Milton (WNM)		d						1113	→										1213
Worle (WOR)		d	1054					1117						1152	1204				1217
Yatton (YAT)		d	1100					1123						1158	1210				1223
Nailsea & Backwell (NLS)		d	1106					1129						1205	1216				1229
Parson Street (PSN)		d						1137											1237
Bedminster (BMT)		d						1140											1240
Bristol Temple Meads (BRI)	10	a	1116	1124				1144		1151				1216	1225	1228			1244
Bristol Temple Meads (BRI)	10	d	1108	1112	1132	1135	1138	1146	1200	1200	1203	1208	1212	1232		1235	1238		1246
Lawrence Hill (LWH)		d	1115					1149			1206		1215						1249
Stapleton Road (SRD)		d	1118					1152			1209		1218						1252
Montpelier (MTP)		d	1121					1155					1221						1255
Redland (RDA)		d	1123					1157					1223						1257
Clifton Down (CFN)		d	1127					1200					1227						1300
Sea Mills (SML)		d	1131					1204					1231						1304
Shirehampton (SHH)		d	1134					1208					1234						1308
Portway Park & Ride (PRI)		d	1136					1210					1236						1310
Avonmouth (AVN)	2	d	1139a					1213					1239a						1313
St Andrews Road (SAR)		d						1216											1316
Severn Beach (SVB)		a						1223											1323
Ashley Down (ASD)		d									1212g								
Filton Abbey Wood (FIT)		d	1116	1141		1145		1208			1217a	1215		1241			1246		
Bristol Parkway (BPW)	7	a	1119		1142	1149				1208		1219				1242	1249		
Bristol Parkway (BPW)	7	d					1204											1304	
Patchway (PWY)		d		1145									1245						
Severn Tunnel Jn (STJ)		d		1155									1255						
Newport (South Wales) (NWP)		a		1204		1223		1231					1304					1322	
Cardiff Central (CDF)	7	a		1219		1237		1245					1318					1336	

NOTES (see introductory pages for explanation of train operator codes and standard symbols)

- a Arrival time
- d Departure time
- g This station is expected to open during the validity of this timetable
- A To Edinburgh
- C To London Paddington
- D To Manchester Piccadilly
- E To Swansea
- F To Gloucester
- G To Worcester Foregate Street
- H To Carmarthen
- K To Aberdeen

Taunton and Weston-super-Mare to Bristol, Avonmouth, Severn Beach, Newport and Cardiff

Saturdays

Operator	GW	XC D 1◇ ⌘	GW	GW F	GW	GW 11	GW C 11	XC A 1◇ ⌘	GW	GW G	GW	GW H 11	GW	XC D 1◇ ⌘	GW	GW F	GW	GW 11	GW C 11
Days of operation/Notes 1st Class/Reservations/Bus/Ferry Catering facilities																			
Exeter St Davids (EXD)	6	d				1157		1227											
Taunton (TAU)		d				1220		1253										1318	
Bridgwater (BWT)		d				1230												1329	
Highbridge & Burnham (HIG)		d				1237												1336	
Weston-super-Mare (WSM)		a				1247												1346	
Weston-super-Mare (WSM)		d				1249	1302					1310						1348	1402
Weston Milton (WNM)		d										1313							
Worle (WOR)		d				1255						1317						1354	
Yatton (YAT)		d				1301						1323						1400	
Nailsea & Backwell (NLS)		d				1307						1329						1406	
Parson Street (PSN)		d										1337							
Bedminster (BMT)		d										1340							
Bristol Temple Meads (BRI)	10	a				1316	1320	1324				1344						1415	1422
Bristol Temple Meads (BRI)	10	d	1258	1300	1304	1308	1312	1323		1338		1346		1359	1400	1404	1408	1412	1432
Lawrence Hill (LWH)		d				1307	1315					1349			1404	1408		1415	
Stapleton Road (SRD)		d				1310	1318					1352			1410			1418	
Montpelier (MTP)		d					1321					1355						1421	
Redland (RDA)		d					1323					1357						1423	
Clifton Down (CFN)		d					1327					1400						1427	
Sea Mills (SML)		d					1331					1404						1431	
Shirehampton (SHH)		d					1334					1408						1434	
Portway Park & Ride (PRI)		d					1336					1410						1436	
Avonmouth (AVN)	2	d					1339a					1413						1439a	
St Andrews Road (SAR)		d										1416							
Severn Beach (SVB)		a										1423							
Ashley Down (ASD)		d																	
Filton Abbey Wood (FIT)		d	1307		1312g	1316		1331			1346			1407		1412g	1415		1441
Bristol Parkway (BPW)	7	a		1308		1318			1342		1349				1408		1418		
Bristol Parkway (BPW)	7	d							1343			1404							
Patchway (PWY)		d					1335												1445
Severn Tunnel Jn (STJ)		d					1345												1455
Newport (South Wales) (NWP)		a	1331				1356		1402			1422	1429						1506
Cardiff Central (CDF)	7	a	1346				1412		1418			1436	1444						1525

NOTES (see introductory pages for explanation of train operator codes and standard symbols)

- a Arrival time
- d Departure time
- g This station is expected to open during the validity of this timetable

- A To Edinburgh
- C To London Paddington
- D To Manchester Piccadilly
- F To Gloucester
- G To Worcester Foregate Street
- H To Carmarthen

Taunton and Weston-super-Mare to Bristol, Avonmouth, Severn Beach, Newport and Cardiff

Saturdays

Operator	XC	GW	GW	GW	GW	XC	GW	GW	GW	GW	GW	GW	GW	GW	XC	GW	GW	GW	XC
Days of operation/Notes	L	G	E	D	F	D	F	F	M	N	P	P	C	A	G	G	H	D	
1st Class/Reservations/Bus/Ferry	◇		▣	◇		◇			▣	▣	▣	▣	▣	◇			▣	◇	
Catering facilities	☞		☞	☞		☞			☞	☞	☞	☞	☞	☞			☞	☞	
Exeter St Davids (EXD)	6 d	1327							1345	1353	1400				1427				1452
Taunton (TAU)	d	1353							1409	1420	1424			1453					1518
Bridgwater (BWT)	d								1420	1431									
Highbridge & Burnham (HIG)	d								1427	1438									
Weston-super-Mare (WSM)	a								1437	1448		←							1538
Weston-super-Mare (WSM)	d			1410					1449	1449		←	1449	1502				1510	1540
Weston Milton (WNM)	d			1413					←	←								1513	
Worle (WOR)	d			1417									1455					1517	
Yatton (YAT)	d			1423									1501	1513				1523	
Nailsea & Backwell (NLS)	d			1429									1507					1529	
Parson Street (PSN)	d			1437														1537	
Bedminster (BMT)	d			1440														1540	
Bristol Temple Meads (BRI)	10 a	1425		1444									1455	1517	1526	1528		1544	1557
Bristol Temple Meads (BRI)	10 d	1435	1438	1446		1500	1500	1503	1506	1512			1532		1535	1538		1546	1600
Lawrence Hill (LWH)	d			1449				1506	1515									1549	
Stapleton Road (SRD)	d			1452				1509	1518									1552	
Montpelier (MTP)	d			1455					1521									1555	
Redland (RDA)	d			1457					1523									1557	
Clifton Down (CFN)	d			1500					1527									1600	
Sea Mills (SML)	d			1504					1531									1604	
Shirehampton (SHH)	d			1508					1534									1608	
Portway Park & Ride (PRI)	d			1510					1536									1610	
Avonmouth (AVN)	2 d			1512a					1540									1613	
St Andrews Road (SAR)	d								1543									1616	
Severn Beach (SVB)	a								1550									1623	
Ashley Down (ASD)	d							1512g											
Filton Abbey Wood (FIT)	d		1446		1508			1517a	1514				1541			1546			
Bristol Parkway (BPW)	7 a	1442	1449			1508		1519						1542	1550				1608
Bristol Parkway (BPW)	7 d			1504														1604	
Patchway (PWY)	d												1546						
Severn Tunnel Jn (STJ)	d												1557						
Newport (South Wales) (NWP)	a			1526	1531								1608					1623	
Cardiff Central (CDF)	7 a			1542	1545								1622					1637	

NOTES (see introductory pages for explanation of train operator codes and standard symbols)

- a** Arrival time
- d** Departure time
- g** This station is expected to open during the validity of this timetable

- A** To Edinburgh
- C** To London Paddington
- D** To Manchester Piccadilly
- E** To Swansea
- F** To Gloucester
- G** To Worcester Foregate Street
- H** To Carmarthen
- L** To Glasgow Central
- M** Runs until 7 September
- N** Runs from 14 September
- P** Runs until 7 September. To London Paddington

Taunton and Weston-super-Mare to Bristol, Avonmouth, Severn Beach, Newport and Cardiff

Saturdays

Operator	GW	GW	GW	GW	GW	GW	XC	GW	GW	GW	XC	GW	GW	GW	GW	GW	GW	XC
Days of operation/Notes 1st Class/Reservations/Bus/Ferry Catering facilities			F			C	A	G	E		D	F					C	Q
Exeter St Davids (EXD) 6 d							1527										1556	1627
Taunton (TAU) d					1522		1553										1620	1653
Bridgwater (BWT) d					1532												1630	
Highbridge & Burnham (HIG) d					1539												1637	
Weston-super-Mare (WSM) a					1549												1647	
Weston-super-Mare (WSM) d					1550	1602				1610							1648	1702
Weston Milton (WNM) d										1613								
Worle (WOR) d					1556					1617							1654	
Yatton (YAT) d					1602					1623							1700	
Nailsea & Backwell (NLS) d					1608					1629							1706	
Parson Street (PSN) d										1636							1713	
Bedminster (BMT) d										1639							1716	
Bristol Temple Meads (BRI) 10 a					1618	1622	1625			1643							1720	1723
Bristol Temple Meads (BRI) 10 d	1600	1604	1608	1612	1622		1635	1638		1645	1657	1700	1704	1708		1712	1732	
Lawrence Hill (LWH) d		1607		1615						1648			1707			1715		
Stapleton Road (SRD) d		1610		1618						1651			1710			1718		
Montpelier (MTP) d				1621						1654						1721		
Redland (RDA) d				1623						1656						1723		
Clifton Down (CFN) d				1627						1700						1727		
Sea Mills (SML) d				1631						1704						1731		
Shirehampton (SHH) d				1634						1708						1734		
Portway Park & Ride (PRI) d				1636						1710						1736		
Avonmouth (AVN) 2 d				1639a						1713						1739a		
St Andrews Road (SAR) d										1716								
Severn Beach (SVB) a										1723								
Ashley Down (ASD) d		1612g											1712g					
Filton Abbey Wood (FIT) d	1608	1617a	1615		1630			1646			1706		1717a	1715			1741	
Bristol Parkway (BPW) 7 a			1618				1642	1651				1707		1718				1742
Bristol Parkway (BPW) 7 d									1704						1739			
Patchway (PWY) d					1634												1746	
Severn Tunnel Jn (STJ) d					1644						1721						1756	
Newport (South Wales) (NWP) a	1630				1655				1722		1731			1757		1805		
Cardiff Central (CDF) 7 a	1645				1717				1737		1745			1811		1820		

NOTES (see introductory pages for explanation of train operator codes and standard symbols)

- a Arrival time
- d Departure time
- g This station is expected to open during the validity of this timetable

- A To Edinburgh
- C To London Paddington
- D To Manchester Piccadilly
- E To Swansea
- F To Gloucester
- G To Worcester Foregate Street
- Q To York

Taunton and Weston-super-Mare to Bristol, Avonmouth, Severn Beach, Newport and Cardiff

Saturdays

Operator Days of operation/Notes 1st Class/Reservations/Bus/Ferry Catering facilities	GW G	GW E 1 1 3	GW	GW	XC R 1 3	GW	GW F	GW H 1 1 3	GW	GW 1 1 3	GW C 1 1 3	XC S 1 3	GW T 1 1 3	GW	GW E 1 1 3	GW	XC R 1 3	GW	GW F
Exeter St Davids (EXD) 6 d										1656		1727							
Taunton (TAU) d										1719		1753							
Bridgwater (BWT) d										1730									
Highbridge & Burnham (HIG) d										1737									
Weston-super-Mare (WSM) a										1747									
Weston-super-Mare (WSM) d			1710							1748	1802			1810					
Weston Milton (WNM) d			1713											1813					
Worle (WOR) d			1717							1754				1817					
Yatton (YAT) d			1723							1800				1823					
Nailsea & Backwell (NLS) d			1729							1806				1829					
Parson Street (PSN) d			1737											1838					
Bedminster (BMT) d			1740											1841					
Bristol Temple Meads (BRI) 10 a			1744							1816	1820	1824		1844					
Bristol Temple Meads (BRI) 10 d	1738		1746	1757	1800	1804	1808		1812	1832		1835	1838	1846		1900	1900	1904	1910
Lawrence Hill (LWH) d			1749			1807			1815					1849				1907	
Stapleton Road (SRD) d			1752			1810			1818					1852				1910	
Montpelier (MTP) d			1755						1821					1855					
Redland (RDA) d			1757						1823					1857					
Clifton Down (CFN) d			1800						1827					1900					
Sea Mills (SML) d			1804						1831					1904					
Shirehampton (SHH) d			1808						1834					1908					
Portway Park & Ride (PRI) d			1810						1836					1910					
Avonmouth (AVN) 2 d			1813						1839a					1913					
St Andrews Road (SAR) d			1816											1916					
Severn Beach (SVB) a			1823											1923					
Ashley Down (ASD) d						1812g												1912g	
Filton Abbey Wood (FIT) d	1746			1807c		1817a	1815			1841			1846			1908		1917a	1917
Bristol Parkway (BPW) 7 a	1750				1808		1818					1842	1849				1907		1921
Bristol Parkway (BPW) 7 d		1804						1838						1904					
Patchway (PWY) d										1845									
Severn Tunnel Jn (STJ) d				1821						1856						1921			
Newport (South Wales) (NWP) a		1822		1831				1900		1905				1922	1931				
Cardiff Central (CDF) 7 a		1836		1845				1915		1920				1936	1946				

NOTES (see introductory pages for explanation of train operator codes and standard symbols)

- a Arrival time
- d Departure time
- c Arrives 3 minutes earlier
- g This station is expected to open during the validity of this timetable

- C To London Paddington
- E To Swansea
- F To Gloucester
- G To Worcester Foregate Street
- H To Carmarthen
- R To Birmingham New Street
- S To Leeds
- T To Great Malvern

Taunton and Weston-super-Mare to Bristol, Avonmouth, Severn Beach, Newport and Cardiff

Saturdays

Operator	GW	GW E	GW	GW P	XC S	GW U	GW	GW E	GW	GW	GW F	GW	GW	XC V	GW E	GW B	GW	GW C
Days of operation/Notes 1st Class/Reservations/Bus/Ferry Catering facilities		113	113	113	113			113			113			113	113			113
Exeter St Davids (EXD) 6 d				1800	1827									1904	1927			
Taunton (TAU) d			1817	1828	1853						1910			1931	1953			1958
Bridgwater (BWT) d			1828	1838							1921			1942				2009
Highbridge & Burnham (HIG) d			1836	1846							1928							2016
Weston-super-Mare (WSM) a			1846	1856							1938			1956				2026
Weston-super-Mare (WSM) d			1848	1900							1940			1957				2010
Weston Milton (WNM) d																		2028
Worle (WOR) d																		2014
Yatton (YAT) d			1854								1946							2019
Nailsea & Backwell (NLS) d			1900	1911							1952							2025
Parson Street (PSN) d			1906								1958							2038
Bedminster (BMT) d																		2041
Bristol Temple Meads (BRI) 10 a			1916	1924	1927		1943				2007			2015	2024			2045
Bristol Temple Meads (BRI) 10 d	1912		1929		1931	1937	1945		1958	2003	2010	2012		2031		2037	2041	
Lawrence Hill (LWH) d	1915		1933				1948			2006		2015					2045	
Stapleton Road (SRD) d	1918		1937				1951			2009		2017					2048	
Montpelier (MTP) d	1921						1954					2021					2051	
Redland (RDA) d	1923						1956					2023					2053	
Clifton Down (CFN) d	1927						2000					2027					2100e	
Sea Mills (SML) d	1931						2004					2031					2104	
Shirehampton (SHH) d	1934						2008					2034					2108	
Portway Park & Ride (PRI) d	1936						2010					2036					2110	
Avonmouth (AVN) 2 d	1939a						2013					2039a					2113	
St Andrews Road (SAR) d							2016										2116	
Severn Beach (SVB) a							2023										2123	
Ashley Down (ASD) d											2012g							
Filton Abbey Wood (FIT) d			1943			1944			2007	2017a	2018					2045		
Bristol Parkway (BPW) 7 a					1940	1948					2020			2038		2048		
Bristol Parkway (BPW) 7 d		1940						2004							2039			
Patchway (PWY) d			1948															
Severn Tunnel Jn (STJ) d			2002f							2020								
Newport (South Wales) (NWP) a		1958	2013					2022	2030						2057			
Cardiff Central (CDF) 7 a		2013	2027					2038	2044						2111			

NOTES (see introductory pages for explanation of train operator codes and standard symbols)

- a Arrival time
- d Departure time
- e Arrives 4 minutes earlier
- f Arrives 5 minutes earlier
- g This station is expected to open during the validity of this timetable

- B To Worcester Shrub Hill
- C To London Paddington
- E To Swansea
- F To Gloucester
- P Runs until 7 September. To London Paddington
- S To Leeds
- U To Cheltenham Spa
- V To Derby

Taunton and Weston-super-Mare to Bristol, Avonmouth, Severn Beach, Newport and Cardiff

Saturdays

Operator	GW	GW	GW	GW	XC	GW	GW	GW	GW	GW	GW	GW	GW	GW	GW	GW	GW	GW	GW
Days of operation/Notes	E		F		◇		M				C	E				F	C		
1st Class/Reservations/Bus/Ferry Catering facilities	⌘				⌘		⌘				⌘	⌘					⌘	⌘	
Exeter St Davids (EXD)	d				1956	2007	2018				2051								2114
Taunton (TAU)	d				2023	2034	2042		2104	2119								2130	2144
Bridgwater (BWT)	d				2033		2052		2115									2141	2155
Highbridge & Burnham (HIG)	d				2040		2100		2122									2148	2202
Weston-super-Mare (WSM)	a				2050		2110		2132									2158	2212
Weston-super-Mare (WSM)	d				2051		2112		2135						2135			2200	2213
Weston Milton (WNM)	d						2055								2138				2216
Worle (WOR)	d						2059								2143			2206	2220
Yatton (YAT)	d						2105								2149			2212	2226
Nailsea & Backwell (NLS)	d						2111								2155			2218	2232
Parson Street (PSN)	d						2118								2202				2239
Bedminster (BMT)	d						2121								2205				2242
Bristol Temple Meads (BRI)	a					2106	2125	2131		2150				2208				2228	2247
Bristol Temple Meads (BRI)	d	2057	2107	2112			2128	2134	2144				2200		2216	2218			2258
Lawrence Hill (LWH)	d				2115				2147						2219				
Stapleton Road (SRD)	d				2118				2150						2222				
Montpelier (MTP)	d				2121				2153						2225				
Redland (RDA)	d				2123				2155						2227				
Clifton Down (CFN)	d				2127				2200						2230				
Sea Mills (SML)	d				2131				2204						2234				
Shirehampton (SHH)	d				2134				2208						2238				
Portway Park & Ride (PRI)	d				2136				2210						2240				
Avonmouth (AVN)	d				2139a				2213						2243				
St Andrews Road (SAR)	d								2216						2246				
Severn Beach (SVB)	a								2223						2253				
Ashley Down (ASD)	d																		
Filton Abbey Wood (FIT)	d	2106	2115				2136						2208				2225		2305
Bristol Parkway (BPW)	a		2118					2143									2229		
Bristol Parkway (BPW)	d	2104										2205							
Patchway (PWY)	d						2140								2212				2310
Severn Tunnel Jn (STJ)	d		2120				2152								2223				2321
Newport (South Wales) (NWP)	a	2122	2130				2201						2223	2235					2337
Cardiff Central (CDF)	a	2137	2144				2215						2246	2255					2357

NOTES (see introductory pages for explanation of train operator codes and standard symbols)

- a Arrival time
- d Departure time
- C To London Paddington
- E To Swansea
- F To Gloucester
- M Runs until 7 September

Taunton and Weston-super-Mare to Bristol, Avonmouth, Severn Beach, Newport and Cardiff

Sundays

Operator Days of operation/Notes 1st Class/Reservations/Bus/Ferry Catering facilities	GW	GW A 1111 1111	GW B 1111 1111	GW	XC C 1111 1111	GW D 1111 1111	GW	GW	GW B 1111 1111	GW	XC C 1111 1111	GW E	GW	GW F 1111 1111	GW	GW	XC G 1111 1111	GW H 1111 1111	
Exeter St Davids (EXD) 6 d							0759										0946	1027	
Taunton (TAU) d							0827										1013	1053	
Bridgwater (BWT) d							0838										1023		
Highbridge & Burnham (HIG) d							0846										1030		
Weston-super-Mare (WSM) a							0856										1039		
Weston-super-Mare (WSM) d		0829					0857								1010	1041			
Weston Milton (WNM) d							0900								1013				
Worle (WOR) d		0835					0904								1017	1047			
Yatton (YAT) d		0841					0910								1023	1053			
Nailsea & Backwell (NLS) d		0847					0916								1029	1059			
Parson Street (PSN) d							0924								1037				
Bedminster (BMT) d							0927								1040				
Bristol Temple Meads (BRI) 10 a		0857					0931								1044	1108	1124		
Bristol Temple Meads (BRI) 10 d	0854			0905	0915	0938	0939	0946		1005	1031	1037	1040		1046	1111	1131	1138	
Lawrence Hill (LWH) d	0857							0949							1049				
Stapleton Road (SRD) d	0900							0952							1052				
Montpelier (MTP) d	0903							0955							1055				
Redland (RDA) d	0905							0957							1057				
Clifton Down (CFN) d	0908							1000							1100				
Sea Mills (SML) d	0912							1004							1104				
Shirehampton (SHH) d	0916							1008							1108				
Portway Park & Ride (PRI) d	0918							1010							1110				
Avonmouth (AVN) 2 d	0921							1013							1113				
St Andrews Road (SAR) d	0924							1016							1116				
Severn Beach (SVB) a	0931							1023							1123				
Ashley Down (ASD) d										1010g							1117g		
Filton Abbey Wood (FIT) d				0912		0945	0948			1016		1044	1047				1121		1145
Bristol Parkway (BPW) 7 a					0922	0948					1038	1048					1138	1148	
Bristol Parkway (BPW) 7 d			0858						0956					1055					
Patchway (PWY) d				0917						1020							1125		
Severn Tunnel Jn (STJ) d				0930f						1032							1135		
Newport (South Wales) (NWP) a			0923	0947			1010		1014	1041			1107	1113			1144		
Cardiff Central (CDF) 7 a			0942	1007			1023		1029	1101			1122	1127			1158		

NOTES (see introductory pages for explanation of train operator codes and standard symbols)

- a Arrival time
- d Departure time
- f Arrives 3 minutes earlier
- g This station is expected to open during the validity of this timetable

- A To London Paddington
- B To Swansea
- C To Edinburgh
- D To Worcester Shrub Hill
- E To Gloucester
- F To Carmarthen
- G To Aberdeen
- H To Worcester Foregate Street

Taunton and Weston-super-Mare to Bristol, Avonmouth, Severn Beach, Newport and Cardiff

Sundays

Operator	GW	GW B 113 11	GW	GW A 113 11	GW	XC J 11 11	GW E	GW	GW F 113 11	GW	XC K 11 11	GW C 113 11	GW H 113 11	GW	GW A 113 11	GW B 113 11	GW		
Days of operation/Notes 1st Class/Reservations/Bus/Ferry Catering facilities																			
Exeter St Davids (EXD)	6 d				1051	1127					1134	1158	1227						
Taunton (TAU)	d				1118	1153					1200	1221	1253						
Bridgwater (BWT)	d				1127							1231							
Highbridge & Burnham (HIG)	d				1134							1238							
Weston-super-Mare (WSM)	a				1144							1220	1247						
Weston-super-Mare (WSM)	d	1110			1131	1145						1225	1249			1310	1327		
Weston Milton (WNM)	d	1113														1313			
Worle (WOR)	d	1117			1137	1151						1255				1317	1333		
Yatton (YAT)	d	1123			1142	1156						1301				1323	1339		
Nailsea & Backwell (NLS)	d	1129			1148	1202						1307				1329	1345		
Parson Street (PSN)	d	1137														1337			
Bedminster (BMT)	d	1140														1340			
Bristol Temple Meads (BRI)	10 a	1144			1157	1211	1224					1248	1316	1324		1344	1355		
Bristol Temple Meads (BRI)	10 d	1146		1156		1213	1231	1238	1246		1256	1300	1319	1331	1338	1346		1356	
Lawrence Hill (LWH)	d	1149														1349			
Stapleton Road (SRD)	d	1152														1352			
Montpelier (MTP)	d	1155														1355			
Redland (RDA)	d	1157														1357			
Clifton Down (CFN)	d	1200														1400			
Sea Mills (SML)	d	1204														1404			
Shirehampton (SHH)	d	1208														1408			
Portway Park & Ride (PRI)	d	1210														1410			
Avonmouth (AVN)	2 d	1213														1413			
St Andrews Road (SAR)	d	1216														1416			
Severn Beach (SVB)	a	1223														1423			
Ashley Down (ASD)	d																		
Filton Abbey Wood (FIT)	d			1204		1220		1245			1304		1329g		1345			1404	
Bristol Parkway (BPW)	7 a						1238	1249				1307		1338	1348				
Bristol Parkway (BPW)	7 d		1201							1301								1401	
Patchway (PWY)	d															1333			
Severn Tunnel Jn (STJ)	d					1233										1343			
Newport (South Wales) (NWP)	a		1220	1226		1241				1319	1326		1352					1420	1426
Cardiff Central (CDF)	7 a		1233	1240		1258				1334	1340		1405					1434	1440

NOTES (see introductory pages for explanation of train operator codes and standard symbols)

- a** Arrival time
- d** Departure time
- g** This station is expected to open during the validity of this timetable

- A** To London Paddington
- B** To Swansea
- C** To Edinburgh
- E** To Gloucester
- F** To Carmarthen
- H** To Worcester Foregate Street
- J** To Glasgow Central
- K** To Manchester Piccadilly

Taunton and Weston-super-Mare to Bristol, Avonmouth, Severn Beach, Newport and Cardiff

Sundays

Operator	GW	XC	GW	XC	GW	GW	GW	GW	GW	XC	GW	XC	GW	GW	GW	GW	GW	GW	GW
Days of operation/Notes	11	K	11	C	E	F				K	11	C		H			A	B	
1st Class/Reservations/Bus/Ferry	11	◇	11	◇		11				◇	11	◇		11			11	11	11
Catering facilities	11	11	11	11		11				11	11	11		11			11	11	11
Exeter St Davids (EXD)	d		1301		1327					1354	1400		1427						
Taunton (TAU)	d	1316	1328		1353					1417	1426		1453						
Bridgwater (BWT)	d	1326								1427									
Highbridge & Burnham (HIG)	d	1333								1434									
Weston-super-Mare (WSM)	a	1343		←						1443		←							
Weston-super-Mare (WSM)	d	1345		1345				1410		1445		1445				1510	1528		
Weston Milton (WNM)	d	→						1413		→						1513			
Worle (WOR)	d			1351				1417				1451				1517	1534		
Yatton (YAT)	d			1357				1423				1457				1523	1540		
Nailsea & Backwell (NLS)	d			1403				1429				1502				1529	1546		
Parson Street (PSN)	d							1437								1537			
Bedminster (BMT)	d							1440								1540			
Bristol Temple Meads (BRI)	10 a		1359	1413	1424			1444				1458	1511	1524		1544	1556		
Bristol Temple Meads (BRI)	10 d		1400	1415	1431	1438		1446	1456			1500	1514	1531		1538	1546		1556
Lawrence Hill (LWH)	d							1449								1549			
Stapleton Road (SRD)	d							1452								1552			
Montpelier (MTP)	d							1455								1555			
Redland (RDA)	d							1457								1557			
Clifton Down (CFN)	d							1500								1600			
Sea Mills (SML)	d							1504								1604			
Shirehampton (SHH)	d							1508								1608			
Portway Park & Ride (PRI)	d							1510								1610			
Avonmouth (AVN)	2 d							1513								1613			
St Andrews Road (SAR)	d							1516								1616			
Severn Beach (SVB)	a							1523								1623			
Ashley Down (ASD)	d			1421g															
Filton Abbey Wood (FIT)	d			1425		1445			1504				1521			1546			1604
Bristol Parkway (BPW)	7 a		1409		1438	1449							1508		1538		1548		
Bristol Parkway (BPW)	7 d						1501								1541				1601
Patchway (PWY)	d			1428															
Severn Tunnel Jn (STJ)	d			1438									1533						
Newport (South Wales) (NWP)	a			1447				1525		1531			1542		1559				1618
Cardiff Central (CDF)	7 a			1501				1539		1545			1556		1612				1626
																			1640

NOTES (see introductory pages for explanation of train operator codes and standard symbols)

- a Arrival time
- d Departure time
- g This station is expected to open during the validity of this timetable

- A To London Paddington
- B To Swansea
- C To Edinburgh
- E To Gloucester
- F To Carmarthen
- H To Worcester Foregate Street
- K To Manchester Piccadilly

Taunton and Weston-super-Mare to Bristol, Avonmouth, Severn Beach, Newport and Cardiff

Sundays

Operator	XC K 1◇ ⌘	GW 112	XC C 1◇ ⌘	GW E	GW	GW B 112	GW	GW	GW A 112	GW	GW	XC L 1◇ ⌘	GW H 112	GW	GW A 112	GW B 112	GW	XC K 1◇ ⌘	
Days of operation/Notes 1st Class/Reservations/Bus/Ferry Catering facilities																			
Exeter St Davids (EXD)	6 d		1454	1527					1542	1559				1627					
Taunton (TAU)	d		1517	1553					1611	1622				1653				1658	
Bridgwater (BWT)	d		1527						1622	1633								1708	
Highbridge & Burnham (HIG)	d		1534						1630									1715	
Weston-super-Mare (WSM)	a		1543						1640		←							1724	
Weston-super-Mare (WSM)	d		1545				1608		1645		1645				1709	1724			
Weston Milton (WNM)	d						1611		→						1712				
Worle (WOR)	d		1551				1616				1650				1716	1732			
Yatton (YAT)	d		1557				1622				1656				1722	1736			
Nailsea & Backwell (NLS)	d		1603				1628				1702				1728	1742			
Parson Street (PSN)	d						1636								1736				
Bedminster (BMT)	d						1639								1739				
Bristol Temple Meads (BRI)	10 a		1612	1624			1643			1658	1713		1724		1743	1753			
Bristol Temple Meads (BRI)	10 d	1600	1615	1631	1638	1646		1656			1715	1716	1731	1738	1746			1756	1800
Lawrence Hill (LWH)	d					1649						1719			1749				
Stapleton Road (SRD)	d					1652						1722			1752				
Montpelier (MTP)	d					1655						1725			1755				
Redland (RDA)	d					1657						1727			1757				
Clifton Down (CFN)	d					1700						1730			1800				
Sea Mills (SML)	d					1704						1734			1804				
Shirehampton (SHH)	d					1708						1738			1808				
Portway Park & Ride (PRI)	d					1710						1740			1810				
Avonmouth (AVN)	2 d					1713						1747c			1813				
St Andrews Road (SAR)	d					1716						1750			1816				
Severn Beach (SVB)	a					1723						1757			1823				
Ashley Down (ASD)	d		1620g																
Filton Abbey Wood (FIT)	d		1624		1645			1704			1722			1745				1804	
Bristol Parkway (BPW)	7 a	1607		1638	1649								1738	1748					1807
Bristol Parkway (BPW)	7 d						1701									1801			
Patchway (PWY)	d		1628								1727								
Severn Tunnel Jn (STJ)	d		1638								1738								
Newport (South Wales) (NWP)	a		1647				1721	1728			1748					1820	1827		
Cardiff Central (CDF)	7 a		1700				1736	1744			1801					1835	1840		

NOTES (see introductory pages for explanation of train operator codes and standard symbols)

- a Arrival time
- d Departure time
- c Arrives 5 minutes earlier
- g This station is expected to open during the validity of this timetable

- A To London Paddington
- B To Swansea
- C To Edinburgh
- E To Gloucester
- H To Worcester Foregate Street
- K To Manchester Piccadilly
- L To Leeds

Taunton and Weston-super-Mare to Bristol, Avonmouth, Severn Beach, Newport and Cardiff

Sundays

Operator	GW	XC	GW	GW	GW	GW	GW	XC	GW	XC	GW	GW	GW	GW	GW	XC	GW	XC
Days of operation/Notes	11	L	E			A	B	M		L	D			A	B	M		L
1st Class/Reservations/Bus/Ferry	11	11				11	11	11		11	11			11	11	11		11
Catering facilities																		
Exeter St Davids (EXD)	6 d	1653	1727			1732				1827						1857		1927
Taunton (TAU)	d	1720	1753			1757			1811	1853				1857		1923	1926	1953
Bridgwater (BWT)	d	1730				1808			1821					1908			1936	
Highbridge & Burnham (HIG)	d	1737				1815			1829					1915			1943	
Weston-super-Mare (WSM)	a	1746				1825			1839					1925			1952	
Weston-super-Mare (WSM)	d	1748				1810	1826		1840					1927			1953	
Weston Milton (WNM)	d					1813			1844								1956	
Worle (WOR)	d	1753				1817	1832		1848					1933			2000	
Yatton (YAT)	d	1759				1823	1838		1854					1939			2006	
Nailsea & Backwell (NLS)	d	1805				1829	1844		1900					1945			2011	
Parson Street (PSN)	d					1837			1907								2018	
Bedminster (BMT)	d					1840			1909								2021	
Bristol Temple Meads (BRI)	10 a	1815	1824			1844	1854		1914	1924				1955		1957	2027	2028
Bristol Temple Meads (BRI)	10 d	1818	1831	1838	1844	1846		1900		1931	1938	1945	1946			2000		2031
Lawrence Hill (LWH)	d					1849							1949					
Stapleton Road (SRD)	d					1852							1952					
Montpelier (MTP)	d					1855							1955					
Redland (RDA)	d					1857							1957					
Clifton Down (CFN)	d					1900							2000					
Sea Mills (SML)	d					1904							2004					
Shirehampton (SHH)	d					1908							2008					
Portway Park & Ride (PRI)	d					1910							2010					
Avonmouth (AVN)	2 d					1919e							2012a					
St Andrews Road (SAR)	d					1922												
Severn Beach (SVB)	a					1929												
Ashley Down (ASD)	d	1823g																
Filton Abbey Wood (FIT)	d	1827		1845	1851						1945	1951						
Bristol Parkway (BPW)	7 a		1838	1849				1907		1939	1948					2007		2038
Bristol Parkway (BPW)	7 d						1901								2001			
Patchway (PWY)	d	1831			1856													
Severn Tunnel Jn (STJ)	d	1841			1907							2004						
Newport (South Wales) (NWP)	a	1850			1917		1920					2015			2019			
Cardiff Central (CDF)	7 a	1905			1931		1935					2029			2034			

NOTES (see introductory pages for explanation of train operator codes and standard symbols)

- a Arrival time
- d Departure time
- e Arrives 7 minutes earlier
- g This station is expected to open during the validity of this timetable

- A To London Paddington
- B To Swansea
- D To Worcester Shrub Hill
- E To Gloucester
- L To Leeds
- M To Birmingham New Street

Taunton and Weston-super-Mare to Bristol, Avonmouth, Severn Beach, Newport and Cardiff

Sundays

Operator Days of operation/Notes 1st Class/Reservations/Bus/Ferry Catering facilities	GW E	GW	GW A 113 A	GW	GW 1	GW 1	GW B 113 A	GW E	GW	GW	GW B 113 A	XC M 1◇	GW A 113 A	GW E	GW	GW 1	GW B 113 A	GW
Exeter St Davids (EXD) 6 d										2026			2116					
Taunton (TAU) d					2017					2054			2143			2210		
Bridgwater (BWT) d					2027					2105						2220		
Highbridge & Burnham (HIG) d					2034					2113						2227		
Weston-super-Mare (WSM) a					2043					2123			2203			2237		
Weston-super-Mare (WSM) d			2028		2045	2105				2125			2205			2239		2349
Weston Milton (WNM) d					2048					2128						2242		2352
Worle (WOR) d			2034		2053					2132						2247		2356
Yatton (YAT) d			2040		2059					2138						2253		0002
Nailsea & Backwell (NLS) d			2046		2105					2144						2259		0008
Parson Street (PSN) d					2111					2152						2305		0016
Bedminster (BMT) d					2114					2155						2308		0019
Bristol Temple Meads (BRI) 10 a			2055		2118	2123				2159			2223			2312		0024
Bristol Temple Meads (BRI) 10 d	2038	2045		2100				2138	2145			2210		2242	2246			
Lawrence Hill (LWH) d				2103														
Stapleton Road (SRD) d				2106														
Montpelier (MTP) d				2109														
Redland (RDA) d				2111														
Clifton Down (CFN) d				2114														
Sea Mills (SML) d				2118														
Shirehampton (SHH) d				2122														
Portway Park & Ride (PRI) d																		
Avonmouth (AVN) 2 d				2125a														
St Andrews Road (SAR) d																		
Severn Beach (SVB) a																		
Ashley Down (ASD) d																		
Filton Abbey Wood (FIT) d	2045	2051						2145	2151					2250	2253			
Bristol Parkway (BPW) 7 a	2049							2149				2217		2253				
Bristol Parkway (BPW) 7 d						2059					2204							2304
Patchway (PWY) d									2157									
Severn Tunnel Jn (STJ) d		2104							2208						2306			
Newport (South Wales) (NWP) a		2114					2120		2218		2222				2316		2322	
Cardiff Central (CDF) 7 a		2129					2134		2232		2236				2330		2336	

NOTES (see introductory pages for explanation of train operator codes and standard symbols)

a Arrival time
d Departure time

A To London Paddington
B To Swansea
E To Gloucester
M To Birmingham New Street