

London to Winchester, Fareham, Portsmouth, Southampton, Lymington, Yarmouth (IOW), Bournemouth and Weymouth

Mondays to Fridays

Operator	SW	SW	SW	SW	SW	SW	SW	SW	SW	SW	SW	SW	SW	SW	SW	SW	SW
Days of operation/Notes	1	1	Y	1	1	Z	1	1	A	1	B	1	C	1	Y	1	1
1st Class/Reservations/Bus/Ferry	1	1	1	1	1	1	1	1	1	1	1	1	1	1	1	1	1
London Waterloo (WAT) ⇄	15	d											0530				
Clapham Junction (CLJ)	10	d											0537u				
Woking (WOK)		d											0601				
Farnborough (Main) (FNB)		d															
Fleet (FLE)		d															
Reading (RDG)	7	d															
Basingstoke (BSK)		d											0621				
Micheldever (MIC)		d															
Winchester (WIN)		d											0638				
Shawford (SHW)		d											0642				
Romsey (ROM)		d										0558					
Chandlers Ford (CFR)		d										0606					
Eastleigh (ESL)	3	a										0611		0648			
Eastleigh (ESL)	3	d									0601	0612	0628	0649			0702
Hedge End (HDE)		d									0607		0634				0708
Botley (BOE)		d									0611		0638				0712
Fareham (FRM)		a									0618		0645				0720
Portchester (PTC)		a									0625		0652				0726
Cosham (CSA)		a									0630		0657				0730
Hilsea (HLS)		a									0635		0702				0736
Fratton (FTN)		a									0639		0706				0739
Portsmouth & Southsea (PMS)		a									0642		0711				0744
Portsmouth Harbour (PMH) ⇄		a									0646		0716				0748
Southampton Airport Parkwy (SOA) ⇄		d										0616		0653			
Swaythling (SWG)		d										0618					
St Denys (SDN)		d										0625f					
Southampton Central (SOU)		a										0630		0700			
Southampton Central (SOU)		d											0632				0702
Millbrook (Hants) (MBK)		d											0635				
Redbridge (RDB)		d											0638a				
Totton (TTN)		d															0707
Ashurst New Forest (ANF)		d															
Beaulieu Road (BEU)		d															
Brockenhurst (BCU)	3	a															0718
Brockenhurst (BCU)	3	d	0559		0615	0629		0641	0659					0718	0729		
Lymington Town (LYT)		d	0607			0637			0707						0737		
Lymington Pier (LYP)		a	0610			0640			0710						0740		
Lymington Pier (LYP) ⇄		d			0615												0745
Yarmouth (I.O.W.) (YMH) ⇄		a			0655												0825
Sway (SWY)		d			0620				0646								0723
New Milton (NWM)		d			0625				0651								0728
Hinton Admiral (HNA)		d			0629				0655								0732
Christchurch (CHR)		d			0634				0700								0737
Pokesdown (POK)		d			0637				0703								0740
Bournemouth (BMH)		a			0641				0707								0744
Bournemouth (BMH)		d	0611		0644				0712								0746
Branksome (BSM)		d	0616		0649				0717								0751
Parkstone (Dorset) (PKS)		d	0619		0652				0720								0754
Poole (POO)	4	a	0623		0655				0724								0757
Poole (POO)	4	d	0624		0657				0725								0758
Hamworthy (HAM)		d	0629		0702				0730								0803
Holton Heath (HOL)		d	0633		0706				0734								0807
Wareham (WRM)		d	0638		0711				0739								0812
Wool (WOO)		d	0644		0717				0745								0819
Moreton (Dorset) (MTN)		d	0650		0725				0751								0825
Dorchester South (DCH)		d	0658		0733				0759								0833
Dorchester West (DCW)		d									0808						
Upwey (UPW)		d	0705		0739				0806		0817						0839
Weymouth (WEY)		a	0709		0744				0810		0823						0844

Ferry services between Lymington and Yarmouth are operated by Wightlink. www.wightlink.co.uk or call 0333 999 7333

For the complete service between London and Basingstoke see table 152, and between Reading and Basingstoke table 120

For the complete service between Romsey and Southampton, also between Fareham and Portsmouth see table 156

NOTES (see introductory pages for explanation of train operator codes and standard symbols)

- a Arrival time
- d Departure time
- u Stops to pick up only
- f Arrives 4 minutes earlier
- A From Westbury
- B From Salisbury to Salisbury
- C Also calls at Wimbledon 0543
- Y Runs until 29 December
- Z Runs from 2 January

London to Winchester, Fareham, Portsmouth, Southampton, Lymington, Yarmouth (IOW), Bournemouth and Weymouth

Mondays to Fridays

Operator	SW	SW	SW	SW	SW	SW	XC	SW	SW	SW	SW	SW	SW	SW	SW	XC	SW
Days of operation/Notes 1st Class/Reservations/Bus/Ferry Catering facilities	1	1	Z ⚓	Y ⚓	D 1	E 1	1 ◇ ⚓	1	1	Z ⚓	1	1	1	D 1	F 1	G 1 ◇ ⚓	1
London Waterloo (WAT) ⚓	d							0630						0703			0735
Clapham Junction (CLJ)	d							0637u						0710u			0800
Woking (WOK)	d					0620		0657						0730			
Farnborough (Main) (FNB)	d					0634											0720
Fleet (FLE)	d					0639											0734
Reading (RDG)	d																0739
Basingstoke (BSK)	d					0700		0718						0750			0752
Micheldever (MIC)	d					0710											0800
Winchester (WIN)	d					0719		0735						0807			0811
Shawford (SHW)	d							0740									0819
Romsey (ROM)	d					0707											0820
Chandlers Ford (CFR)	d					0714											0825
Eastleigh (ESL)	a					0720	0728	0745									0827
Eastleigh (ESL)	d					0721	0729	0746									0836
Hedge End (HDE)	d						0735										0831
Botley (BOE)	d						0739										0845
Fareham (FRM)	a						0746										0846
Portchester (PTC)	a						0752										
Cosham (CSA)	a						0757										
Hilsea (HLS)	a						0804										
Fratton (FTN)	a						0808										
Portsmouth & Southsea (PMS)	a						0813										
Portsmouth Harbour (PMH) ⚓	a						0818										
Southampton Airport Parkwy (SOA) ⚓	d					0726		0750						0818			0825
Swaythling (SWG)	d					0728											0827
St Denys (SDN)	d					0731											0830
Southampton Central (SOU)	a					0736		0757						0825			0835
Southampton Central (SOU)	d	0730				0738		0756	0759					0827			0859
Millbrook (Hants) (MBK)	d					0741											0840
Redbridge (RDB)	d	0735				0745a											0843a
Totton (TTN)	d	0738							0804					0833			
Ashurst New Forest (ANF)	d	0742							0809								
Beaulieu Road (BEU)	d	0747							0813								
Brockenhurst (BCU)	a	0753						0809	0819					0843			0912
Brockenhurst (BCU)	d	0757	0759					0810	0820	0829				0844	0859		0913
Lymington Town (LYT)	d		0807							0837					0907		
Lymington Pier (LYP)	a		0810							0840					0910		
Lymington Pier (LYP) ⚓	d			0815	0840							0900					
Yarmouth (I.O.W.) (YMH) ⚓	a			0855	0920							0940					
Sway (SWY)	d								0825					0849			
New Milton (NWM)	d	0804							0830					0854			
Hinton Admiral (HNA)	d								0834					0858			
Christchurch (CHR)	d	0811							0839					0903			
Pokesdown (POK)	d								0842					0906			
Bournemouth (BMH)	a	0817						0824	0846					0910			0928
Bournemouth (BMH)	d	0818							0848					0904	0912		0932
Branksome (BSM)	d	0823							0853					0909	0917		0937
Parkstone (Dorset) (PKS)	d	0826							0856					0912	0920		0940
Poole (POO)	a	0830							0859					0916	0923		0943
Poole (POO)	d								0900					0917			0944
Hamworthy (HAM)	d								0905					0922			0949
Holton Heath (HOL)	d													0926			
Wareham (WRM)	d								0912					0931			0956
Wool (WOO)	d								0919					0937			1002
Moreton (Dorset) (MTN)	d								0925					0943			
Dorchester South (DCH)	d								0933					0951			1013
Dorchester West (DCW)	d																
Upwey (UPW)	d								0939					0958			
Weymouth (WEY)	a								0944					1002			1023

NOTES (see introductory pages for explanation of train operator codes and standard symbols)

- a Arrival time
- d Departure time
- u Stops to pick up only
- D To Salisbury
- E Also calls at Brookwood 0626, Winchfield 0645 and Hook 0649
- F Also calls at Surbiton 0700, Walton-On-Thames 0707, Weybridge 0711, Brookwood 0726, Winchfield 0745 and Hook 0749
- G From Birmingham New Street
- Y Runs until 29 December

Z Runs from 2 January

London to Winchester, Fareham, Portsmouth, Southampton, Lymington, Yarmouth (IOW), Bournemouth and Weymouth

Mondays to Fridays








Operator Days of operation/Notes 1st Class/Reservations/Bus/Ferry	SW	GW	SW	SW	SW	SW	SW	SW	SW	SN	XC	SW	SW	SW	SW	SW	SW	SW
	□	H	□	□	□	☐	☐	□	D	J	K	□	□	Y	□	□	□	□
London Waterloo (WAT) ⇄ 15 d			0805					0808				0835						0905
Clapham Junction (CLJ) 10 d			0812u															0912u
Woking (WOK) d								0834				0900						
Farnborough (Main) (FNB) d								0844										
Fleet (FLE) d								0850										
Reading (RDG) 7 d												0853						
Basingstoke (BSK) d			0849					0903				0911						0949
Micheldever (MIC) d								0913										
Winchester (WIN) d	0841		0906					0922				0927	0934				0949	1005
Shawford (SHW) d	0845																0954	
Romsey (ROM) d								0907										
Chandlers Ford (CFR) d								0914										
Eastleigh (ESL) 3 a	0851							0920	0930								0959	
Eastleigh (ESL) 3 d	0851							0921	0931	0942							1004	
Hedge End (HDE) d								0937										
Botley (BOE) d								0941										
Fareham (FRM) a								0948										
Portchester (PTC) a								0954										
Cosham (CSA) a								0959	1002									
Hilsea (HLS) a								1004										
Fratton (FTN) a								1008										
Portsmouth & Southsea (PMS) a								1011										
Portsmouth Harbour (PMH) a								1020										
Southampton Airport Parkway (SOA) ⇄ d	0855		0914					0925				0936	0942				1008	1014
Swaythling (SWG) d								0927										
St Denys (SDN) d								0930										
Southampton Central (SOU) a	0902		0923					0935				0943	0950				1018	1023
Southampton Central (SOU) d	0906		0925					0939				0945	0951				0956	1025
Millbrook (Hants) (MBK) d								0942										
Redbridge (RDB) d								0945a										
Totton (TTN) d	0911																1001	
Ashurst New Forest (ANF) d	0916																1006	
Beaulieu Road (BEU) d																	1010	
Brockenhurst (BCU) 3 a	0924		0939									0958	1004				1016	1038
Brockenhurst (BCU) 3 d	0925		0939		0942							0959	1005	1012			1017	1039
Lymington Town (LYT) d					0950									1020				
Lymington Pier (LYP) a					0953									1023				
Lymington Pier (LYP) d						1000											1045	
Yarmouth (I.O.W.) (YMH) a						1040											1125	
Sway (SWY) d	0929																1022	
New Milton (NWM) d	0934		0946														1027	1046
Hinton Admiral (HNA) d	0938																1031	
Christchurch (CHR) d	0943		0953														1036	1053
Pokesdown (POK) d	0947		0957														1039	1057
Bournemouth (BMH) a	0953		1001									1013	1020				1044	1101
Bournemouth (BMH) d			1004	1008									1024					1104
Branksome (BSM) d				1013									1029					1113
Parkstone (Dorset) (PKS) d				1016									1032					1116
Poole (POO) 4 a			1013	1020									1036					1113
Poole (POO) 4 d			1014										1037					1120
Hamworthy (HAM) d			1019										1042					1114
Holton Heath (HOL) d			1023															1119
Wareham (WRM) d			1028										1049					1123
Wool (WOO) d			1035															1128
Moreton (Dorset) (MTN) d			1041															1135
Dorchester South (DCH) d			1054c										1105					1141
Dorchester West (DCW) d		1018																1149
Upwey (UPW) d		1026	1102															1155
Weymouth (WEY) a		1031	1106										1116					1202

NOTES (see introductory pages for explanation of train operator codes and standard symbols)

- a Arrival time
- d Departure time
- u Stops to pick up only
- c Arrives 6 minutes earlier
- D To Salisbury
- H From Bristol Temple Meads
- J From Southampton Central to Brighton
- K From Manchester Piccadilly
- Y Runs until 29 December

London to Winchester, Fareham, Portsmouth, Southampton, Lymington, Yarmouth (IOW), Bournemouth and Weymouth

Mondays to Fridays

Operator	SW	SW Z	SW D	SW	XC L	SW	SW	SW	SW	GW M	SW	SW	SW	SW	SW D	SW	SN J
Days of operation/Notes 1st Class/Reservations/Bus/Ferry	□		□	□	□◇	□	□	□	□	□	□	□	□		□	□	□
London Waterloo (WAT) 	d			0909		0935								1005			1009
Clapham Junction (CLJ)	d													1012u			
Woking (WOK)	d			0934		1000											1034
Farnborough (Main) (FNB)	d			0944													1044
Fleet (FLE)	d			0950													1050
Reading (RDG)	d				0952												
Basingstoke (BSK)	d			1003	1011									1049			1103
Micheldever (MIC)	d			1013													1113
Winchester (WIN)	d			1022	1027	1033					1049			1105			1122
Shawford (SHW)	d										1054						
Romsey (ROM)	d			1007											1107		
Chandlers Ford (CFR)	d			1014											1114		
Eastleigh (ESL)	a			1020	1030						1059				1120	1130	
Eastleigh (ESL)	d			1021	1031						1100				1121	1131	1141
Hedge End (HDE)	d				1037												1137
Botley (BOE)	d				1041												1141
Fareham (FRM)	a				1048												1148
Portchester (PTC)	a				1054												1154
Cosham (CSA)	a				1059												1159
Hilsea (HLS)	a				1104												1204
Fratton (FTN)	a				1108												1208
Portsmouth & Southsea (PMS)	a				1111												1211
Portsmouth Harbour (PMH) 	a				1120												1220
Southampton Airport Parkway (SOA) 	d			1025	1035	1042					1105			1114			1125
Swaythling (SWG)	d			1027													1127
St Denys (SDN)	d			1030													1130
Southampton Central (SOU)	a			1035	1042	1049					1112			1122			1135
Southampton Central (SOU)	d			1037	1045	1051					1058			1124			1137
Millbrook (Hants) (MBK)	d			1040													1140
Redbridge (RDB)	d			1043a													1143a
Totton (TTN)	d										1104						
Ashurst New Forest (ANF)	d										1108						
Beaulieu Road (BEU)	d																
Brockenhurst (BCU)	a					1105					1116			1137			
Brockenhurst (BCU)	d	1042				1105	1112	1117						1138	1142		
Lymington Town (LYT)	d	1050					1120								1150		
Lymington Pier (LYP)	a	1053					1123								1153		
Lymington Pier (LYP) 	d		1100												1200		
Yarmouth (I.O.W.) (YMH) 	a		1140												1240		
Sway (SWY)	d										1122						
New Milton (NWM)	d										1127			1145			
Hinton Admiral (HNA)	d										1131						
Christchurch (CHR)	d										1136			1152			
Pokesdown (POK)	d										1139			1156			
Bournemouth (BMH)	a				1113	1120					1144			1200			
Bournemouth (BMH)	d													1204	1208		
Branksome (BSM)	d														1213		
Parkstone (Dorset) (PKS)	d														1216		
Poole (POO)	a	4												1213	1220		
Poole (POO)	d	4												1214			
Hamworthy (HAM)	d													1219			
Holton Heath (HOL)	d													1223			
Wareham (WRM)	d					1149								1228			
Wool (WOO)	d													1235			
Moreton (Dorset) (MTN)	d													1241			
Dorchester South (DCH)	d					1205								1249			
Dorchester West (DCW)	d										1213						
Upwey (UPW)	d										1222	1255					
Weymouth (WEY)	a					1215					1227	1302					

NOTES (see introductory pages for explanation of train operator codes and standard symbols)

- a Arrival time
- d Departure time
- u Stops to pick up only
- D To Salisbury
- J From Southampton Central to Brighton
- L From Nottingham
- M From Gloucester
- Z Runs from 2 January

London to Winchester, Fareham, Portsmouth, Southampton, Lymington, Yarmouth (IOW), Bournemouth and Weymouth

Mondays to Fridays

Operator	XC	SW	SW	SW	SW	SW	SW	SW	SW	SW	SW	SW	XC	SW	SW	SW	SW
Days of operation/Notes	K									MFO	Z	D	K				
1st Class/Reservations/Bus/Ferry Catering facilities	◇	◇	◇	◇	◇	◇	◇	◇	◇	Y			◇	◇	◇	◇	◇
London Waterloo (WAT) 15 d		1035						1105						1109		1135	
Clapham Junction (CLJ) 10 d								1112u									
Woking (WOK) d		1100												1134		1200	
Farnborough (Main) (FNB) d														1144			
Fleet (FLE) d														1150			
Reading (RDG) 7 d		1052													1151		
Basingstoke (BSK) d		1111						1149						1203	1211		
Micheldever (MIC) d														1213			
Winchester (WIN) d		1127	1133			1149	1205							1222	1227	1233	1253
Shawford (SHW) d						1154											1258
Romsey (ROM) d														1207			
Chandlers Ford (CFR) d														1214			
Eastleigh (ESL) 3 a						1159								1220	1230		1303
Eastleigh (ESL) 3 d						1200								1221	1231		1304
Hedge End (HDE) d														1237			
Botley (BOE) d														1241			
Fareham (FRM) a														1248			
Portchester (PTC) a														1254			
Cosham (CSA) a														1259			
Hilsea (HLS) a														1304			
Fratton (FTN) a														1308			
Portsmouth & Southsea (PMS) a														1311			
Portsmouth Harbour (PMH) a														1320			
Southampton Airport Parkwy (SOA) d		1136	1142			1204	1214							1225	1240	1243	1308
Swaythling (SWG) d														1227			
St Denys (SDN) d														1230			
Southampton Central (SOU) a		1143	1150			1213	1221							1235	1247	1251	1317
Southampton Central (SOU) d		1145	1152			1156	1224							1237	1248	1252	1256
Millbrook (Hants) (MBK) d														1240			
Redbridge (RDB) d														1243a			
Totton (TTN) d						1201											1301
Ashurst New Forest (ANF) d						1206											1306
Beaulieu Road (BEU) d						1210											
Brockenhurst (BCU) 3 a			1205			1216		1237								1308	1316
Brockenhurst (BCU) 3 d			1206	1212	1217			1238	1242							1308	1312
Lymington Town (LYT) d									1250								1317
Lymington Pier (LYP) a									1253								1320
Lymington Pier (LYP) d										1300	1300						
Yarmouth (I.O.W.) (YMH) a										1340	1340						
Sway (SWY) d						1222											1322
New Milton (NWM) d						1227		1245									1327
Hinton Admiral (HNA) d						1231											1331
Christchurch (CHR) d						1236		1252									1336
Pokesdown (POK) d						1239		1256									1339
Bournemouth (BMH) a		1213	1220			1244		1300							1317	1323	1344
Bournemouth (BMH) d								1304	1308								1326
Branksome (BSM) d									1313								1331
Parkstone (Dorset) (PKS) d									1316								1334
Poole (POO) 4 a									1320								1338
Poole (POO) 4 d									1314								1339
Hamworthy (HAM) d									1319								1344
Holton Heath (HOL) d									1323								
Wareham (WRM) d									1328								1351
Wool (WOO) d									1335								
Moreton (Dorset) (MTN) d									1341								
Dorchester South (DCH) d									1349								1407
Dorchester West (DCW) d																	
Upwey (UPW) d									1355								
Weymouth (WEY) a			1315						1402								1417

NOTES (see introductory pages for explanation of train operator codes and standard symbols)

- a Arrival time
- d Departure time
- u Stops to pick up only
- D To Salisbury
- K From Manchester Piccadilly
- Y Runs until 29 December
- Z Runs from 2 January
- MFO Mondays and Fridays only

London to Winchester, Fareham, Portsmouth, Southampton, Lymington, Yarmouth (IOW), Bournemouth and Weymouth

Mondays to Fridays

Operator	GW	SW	SW	SW	SW	SW	SW	XC	SW	SW	SW	SW	SW	SW	SW	SW	SW	SW
Days of operation/Notes	M					D		K										
1st Class/Reservations/Bus/Ferry Catering facilities		1	1	1	1	1	1	1	1	1	1	1	1	1	1	1	1	1
London Waterloo (WAT)	15 d		1205				1209		1235						1305			
Clapham Junction (CLJ)	10 d		1212u												1312u			
Woking (WOK)	d						1234		1300									
Farnborough (Main) (FNB)	d						1244											
Fleet (FLE)	d						1250											
Reading (RDG)	7 d							1251										
Basingstoke (BSK)	d		1248				1303	1311							1349			
Micheldever (MIC)	d						1313											
Winchester (WIN)	d		1305				1322	1327	1333					1349	1405			
Shawford (SHW)	d													1354				
Romsey (ROM)	d					1307												1407
Chandlers Ford (CFR)	d					1314												1414
Eastleigh (ESL)	3 a					1320	1330							1359				1420
Eastleigh (ESL)	3 d					1321	1331							1400				1421
Hedge End (HDE)	d						1337											
Botley (BOE)	d						1341											
Fareham (FRM)	a						1348											
Portchester (PTC)	a						1354											
Cosham (CSA)	a						1359											
Hilsea (HLS)	a						1404											
Fratton (FTN)	a						1408											
Portsmouth & Southsea (PMS)	a						1411											
Portsmouth Harbour (PMH)	1 a						1420											
Southampton Airport Parkwy (SOA)	4 d		1314			1325		1336	1343					1405	1414			1425
Swaythling (SWG)	d					1327												1427
St Denys (SDN)	d					1330												1430
Southampton Central (SOU)	a		1322			1336		1343	1350					1412	1421			1435
Southampton Central (SOU)	d		1324			1337		1345	1352					1356	1424			1437
Millbrook (Hants) (MBK)	d					1340												1440
Redbridge (RDB)	d					1343a												1443a
Totton (TTN)	d													1401				
Ashurst New Forest (ANF)	d													1406				
Beaulieu Road (BEU)	d													1410				
Brockenhurst (BCU)	3 a		1337						1405					1416	1437			
Brockenhurst (BCU)	3 d		1338	1342					1406	1412	1417			1438	1442			
Lymington Town (LYT)	d			1350						1420					1450			
Lymington Pier (LYP)	a			1353						1423					1453			
Lymington Pier (LYP)	1 d				1400													1500
Yarmouth (I.O.W.) (YMH)	1 a				1440													1540
Sway (SWY)	d													1422				
New Milton (NWM)	d		1345											1427	1445			
Hinton Admiral (HNA)	d													1431				
Christchurch (CHR)	d		1353											1436	1452			
Pokesdown (POK)	d		1356											1439	1456			
Bournemouth (BMH)	a		1400					1413	1421					1444	1500			
Bournemouth (BMH)	d		1404	1408						1425					1504	1508		
Branksome (BSM)	d			1413						1430						1513		
Parkstone (Dorset) (PKS)	d			1416						1433						1516		
Poole (POO)	4 a		1414	1420						1436					1513	1520		
Poole (POO)	4 d		1415							1437					1514			
Hamworthy (HAM)	d		1420							1442					1519			
Holton Heath (HOL)	d		1424												1523			
Wareham (WRM)	d		1428							1449					1528			
Wool (WOO)	d		1435												1535			
Moreton (Dorset) (MTN)	d		1441												1541			
Dorchester South (DCH)	d		1449							1505					1549			
Dorchester West (DCW)	d	1413																
Upwey (UPW)	d	1422	1455												1555			
Weymouth (WEY)	a	1427	1502							1515					1602			

NOTES (see introductory pages for explanation of train operator codes and standard symbols)

- a Arrival time
- d Departure time
- u Stops to pick up only
- D To Salisbury
- K From Manchester Piccadilly
- M From Gloucester
- Z Runs from 2 January
- MFO Mondays and Fridays only

London to Winchester, Fareham, Portsmouth, Southampton, Lymington, Yarmouth (IOW), Bournemouth and Weymouth

Mondays to Fridays

Operator	SW	XC	SW	SW	SW	SW	GW	SW	SW	SW	SW	SW	SW	XC	SW	SW	SW
Days of operation/Notes 1st Class/Reservations/Bus/Ferry Catering facilities	□	K □◇ ⚓	□	□	□	□	M	□	□	□	⚓	D	□	K □◇ ⚓	□	□	□
London Waterloo (WAT)	1309		1335						1405						1409		1435
Clapham Junction (CLJ)									1412u								
Woking (WOK)	1334		1401											1434		1500	
Farnborough (Main) (FNB)	1344													1444			
Fleet (FLE)	1350													1450			
Reading (RDG)		7	1352												1450		
Basingstoke (BSK)	1403	1411							1449					1503	1511		
Micheldever (MIC)	1413													1513			
Winchester (WIN)	1422	1427	1433			1449			1505					1522	1527	1532	
Shawford (SHW)						1454											
Romsey (ROM)													1507				
Chandlers Ford (CFR)													1514				
Eastleigh (ESL)	3	a	1430			1459							1520	1530			
Eastleigh (ESL)	3	d	1431			1500							1521	1531			
Hedge End (HDE)		d	1437											1537			
Botley (BOE)		d	1441											1541			
Fareham (FRM)		a	1448											1548			
Portchester (PTC)		a	1454											1554			
Cosham (CSA)		a	1459											1559			
Hilsea (HLS)		a	1504											1604			
Fratton (FTN)		a	1508											1608			
Portsmouth & Southsea (PMS)		a	1511											1611			
Portsmouth Harbour (PMH)		a	1520											1620			
Southampton Airport Parkwy (SOA)		d	1435	1442		1505			1514				1525		1536	1541	
Swaythling (SWG)		d											1527				
St Denys (SDN)		d											1530				
Southampton Central (SOU)		a	1442	1449		1515			1522				1536		1543	1549	
Southampton Central (SOU)		d	1445	1451		1456			1524				1537		1545	1551	1556
Millbrook (Hants) (MBK)		d											1540				
Redbridge (RDB)		d											1543a				
Totton (TTN)		d				1501											1601
Ashurst New Forest (ANF)		d				1506											1606
Beaulieu Road (BEU)		d															1610
Brockenhurst (BCU)	3	a		1504		1515			1537						1604		1616
Brockenhurst (BCU)	3	d		1505	1512	1517			1538	1542					1605	1612	1626
Lymington Town (LYT)		d			1520					1550						1620	
Lymington Pier (LYP)		a			1523					1553						1623	
Lymington Pier (LYP)		d										1600					
Yarmouth (I.O.W.) (YMH)		a										1640					
Sway (SWY)		d				1522											1631
New Milton (NWM)		d				1527			1545								1636
Hinton Admiral (HNA)		d				1531											1640
Christchurch (CHR)		d				1536			1552								1645
Pokesdown (POK)		d				1539			1556								1648
Bournemouth (BMH)		a	1513	1520		1544			1600						1613	1620	1653
Bournemouth (BMH)		d		1524					1604	1608							1624
Branksome (BSM)		d		1529						1613							1629
Parkstone (Dorset) (PKS)		d		1532						1616							1632
Poole (POO)	4	a		1536					1613	1620							1636
Poole (POO)	4	d		1537					1614								1637
Hamworthy (HAM)		d		1542					1619								1642
Holton Heath (HOL)		d							1623								
Wareham (WRM)		d		1549					1628								1649
Wool (WOO)		d							1635								1655
Moreton (Dorset) (MTN)		d							1641								
Dorchester South (DCH)		d		1605					1649								1706
Dorchester West (DCW)		d						1613									
Upwey (UPW)		d						1622	1655								
Weymouth (WEY)		a		1616				1627	1702								1715

NOTES (see introductory pages for explanation of train operator codes and standard symbols)

- a Arrival time
- d Departure time
- u Stops to pick up only
- D To Salisbury
- K From Manchester Piccadilly
- M From Gloucester

London to Winchester, Fareham, Portsmouth, Southampton, Lymington, Yarmouth (IOW), Bournemouth and Weymouth

Mondays to Fridays

Operator	SW	SW	SW	SW	SW	SW	SW	SW	XC	SW	SW	SW	SW	SW	SW	SW	GW
Days of operation/Notes					MFO		D		K							N	M
1st Class/Reservations/Bus/Ferry Catering facilities	1	1	1	1		1	1	1	1	1	1	1	1	1	1	1	1
London Waterloo (WAT)	15 d		1505					1509			1535					1512	
Clapham Junction (CLJ)	10 d		1512u													1519u	
Woking (WOK)	d							1534			1600					1549	
Farnborough (Main) (FNB)	d							1544								1603	
Fleet (FLE)	d							1550								1608	
Reading (RDG)	7 d									1552							
Basingstoke (BSK)	d		1549					1603	1613							1629	
Micheldever (MIC)	d							1613									
Winchester (WIN)	d	1549	1605					1622	1628	1633					1639	1645	
Shawford (SHW)	d	1554													1644		
Romsey (ROM)	d							1607									
Chandlers Ford (CFR)	d							1614									
Eastleigh (ESL)	3 a	1559						1620	1630						1649	1653	
Eastleigh (ESL)	3 d	1600						1621	1631						1650	1654	
Hedge End (HDE)	d								1637							1700	
Botley (BOE)	d								1641							1704	
Fareham (FRM)	a								1648							1712	
Portchester (PTC)	a								1654							1718	
Cosham (CSA)	a								1659							1722	
Hilsea (HLS)	a								1704								
Fratton (FTN)	a								1708							1730	
Portsmouth & Southsea (PMS)	a								1711							1734	
Portsmouth Harbour (PMH)	a								1718							1739	
Southampton Airport Parkwy (SOA)	d	1605	1614					1625		1637	1642				1654		
Swaythling (SWG)	d							1627							1657		
St Denys (SDN)	d							1630							1700		
Southampton Central (SOU)	a	1614	1622					1636		1645	1649				1705		
Southampton Central (SOU)	d		1626 1628				1628	1637		1647	1653 1656			1656	1713		
Millbrook (Hants) (MBK)	d							1640									
Redbridge (RDB)	d							1643a								1717	
Totton (TTN)	d							1634						1702	1720		
Ashurst New Forest (ANF)	d							1639						1707			
Beaulieu Road (BEU)	d													1711			
Brockenhurst (BCU)	3 a		1639					1647			1710			1717	1731		
Brockenhurst (BCU)	3 d		1640	1644			1647				1711	1714	1718	1731			
Lymington Town (LYT)	d			1652								1722					
Lymington Pier (LYP)	a			1654								1724					
Lymington Pier (LYP)	d				1700												
Yarmouth (I.O.W.) (YMH)	a				1740												
Sway (SWY)	d							1652						1722			
New Milton (NWM)	d							1657						1727	1738		
Hinton Admiral (HNA)	d							1701						1731			
Christchurch (CHR)	d							1706						1736	1745		
Pokesdown (POK)	d							1709						1740			
Bournemouth (BMH)	a		1701					1713		1721	1726			1744	1752		
Bournemouth (BMH)	d		1702					1715			1728			1745			
Branksome (BSM)	d		1708								1733			1750			
Parkstone (Dorset) (PKS)	d		1711								1736			1753			
Poole (POO)	4 a		1716					1725			1739			1757			
Poole (POO)	4 d		1717								1740						
Hamworthy (HAM)	d		1722								1745						
Holton Heath (HOL)	d		1726														
Wareham (WRM)	d		1730								1752						
Wool (WOO)	d		1737								1758						
Moreton (Dorset) (MTN)	d		1743														
Dorchester South (DCH)	d		1751								1809						
Dorchester West (DCW)	d															1814	
Upwey (UPW)	d		1757													1822	
Weymouth (WEY)	a		1802								1818					1827	

NOTES (see introductory pages for explanation of train operator codes and standard symbols)

- a Arrival time
 - d Departure time
 - u Stops to pick up only
 - D To Salisbury
 - K From Manchester Piccadilly
 - M From Gloucester
 - N Also calls at Surbiton 1530, Walton-On-Thames 1537, Weybridge 1541, Brookwood 1555, Winchfield 1614 and Hook 1618
 - Z Runs from 2 January
- MFO** Mondays and Fridays only

London to Winchester, Fareham, Portsmouth, Southampton, Lymington, Yarmouth (IOW), Bournemouth and Weymouth

Mondays to Fridays

Operator	SW	SW	SW	SW	SW	SW	SW	SW	XC	SW	SW	SW	SW	SW	SW	SW	SW
Days of operation/Notes				Z	Y		D		K				MFO	Z	P	M	
1st Class/Reservations/Bus/Ferry Catering facilities	1	1	1	1	1	1	1	1	1	1	1	1	1	1	1	1	1
London Waterloo (WAT) 15 d	1605																
Clapham Junction (CLJ) 10 d	1612u																
Woking (WOK) d																	
Farnborough (Main) (FNB) d																	
Fleet (FLE) d																	
Reading (RDG) 7 d																	
Basingstoke (BSK) d	1648																
Micheldever (MIC) d																	
Winchester (WIN) d	1706																
Shawford (SHW) d																	
Romsey (ROM) d																	
Chandlers Ford (CFR) d																	
Eastleigh (ESL) 3 a																	
Eastleigh (ESL) 3 d																	
Hedge End (HDE) d																	
Botley (BOE) d																	
Fareham (FRM) a																	
Portchester (PTC) a																	
Cosham (CSA) a																	
Hilsea (HLS) a																	
Fratton (FTN) a																	
Portsmouth & Southsea (PMS) a																	
Portsmouth Harbour (PMH) a																	
Southampton Airport Parkwy (SOA) d	1715																
Swaythling (SWG) d																	
St Denys (SDN) d																	
Southampton Central (SOU) a	1722																
Southampton Central (SOU) d	1725	1728															
Millbrook (Hants) (MBK) d																	
Redbridge (RDB) d																	
Totton (TTN) d																	
Ashurst New Forest (ANF) d																	
Beaulieu Road (BEU) d																	
Brockenhurst (BCU) 3 a	1739																
Brockenhurst (BCU) 3 d	1740	1744															
Lymington Town (LYT) d		1752															
Lymington Pier (LYP) a		1754															
Lymington Pier (LYP) d																	
Yarmouth (I.O.W.) (YMH) a																	
Sway (SWY) d																	
New Milton (NWM) d																	
Hinton Admiral (HNA) d																	
Christchurch (CHR) d																	
Pokesdown (POK) d																	
Bournemouth (BMH) a	1755																
Bournemouth (BMH) d	1757																
Branksome (BSM) d	1802																
Parkstone (Dorset) (PKS) d	1805																
Poole (POO) 4 a	1809																
Poole (POO) 4 d	1810																
Hamworthy (HAM) d	1815																
Holton Heath (HOL) d	1819																
Wareham (WRM) d	1824																
Wool (WOO) d	1830																
Moreton (Dorset) (MTN) d	1841e																
Dorchester South (DCH) d	1849																
Dorchester West (DCW) d																	
Upwey (UPW) d	1855																
Weymouth (WEY) a	1902																

NOTES (see introductory pages for explanation of train operator codes and standard symbols)

a	Arrival time	Y	Runs until 29 December
d	Departure time	Z	Runs from 2 January
u	Stops to pick up only	MFO	Mondays and Fridays only
e	Arrives 5 minutes earlier		
D	To Salisbury		
K	From Manchester Piccadilly		
M	From Gloucester		
P	Also calls at Surbiton 1630, Walton-On-Thames 1637, Weybridge 1641, Brookwood 1657, Winchfield 1716 and Hook 1720		

London to Winchester, Fareham, Portsmouth, Southampton, Lymington, Yarmouth (IOW), Bournemouth and Weymouth

Mondays to Fridays

Operator	SW	SW	SW	SW	SW	XC	SW	SW	SW	SW	SW	GW	SW	SW	SW	SW	SW
Days of operation/Notes 1st Class/Reservations/Bus/Ferry Catering facilities	□	□	□	D	□	K □◇ ⚓	□	□	□	Z ⚓	Q □	M	□	□	□	Y ⚓	D
London Waterloo (WAT)	15	d	1705				1709			1735			1720			1805	
Clapham Junction (CLJ)	10	d															
Woking (WOK)		d					1734						1745				
Farnborough (Main) (FNB)		d					1744						1758				
Fleet (FLE)		d					1750						1804				
Reading (RDG)	7	d					1752										
Basingstoke (BSK)		d	1746				1803	1811	1817				1824		1846		
Micheldever (MIC)		d					1813						1834				
Winchester (WIN)		d	1803				1822	1827	1833				1844		1903		
Shawford (SHW)		d					1827						1848				
Romsey (ROM)		d					1807										1907
Chandlers Ford (CFR)		d					1814										1914
Eastleigh (ESL)	3	a					1820	1833					1854				1920
Eastleigh (ESL)	3	d					1821	1834					1855				1921
Hedge End (HDE)		d						1840									
Botley (BOE)		d						1844									
Fareham (FRM)		a						1855									
Portchester (PTC)		a						1901									
Cosham (CSA)		a						1906									
Hilsea (HLS)		a						1911									
Fratton (FTN)		a						1915									
Portsmouth & Southsea (PMS)		a						1918									
Portsmouth Harbour (PMH)	⚓	a						1925									
Southampton Airport Parkwy (SOA)	↔	d	1812				1825		1835	1842			1859		1911		1925
Swaythling (SWG)		d					1827						1902				1927
St Denys (SDN)		d					1830						1905				1930
Southampton Central (SOU)		a	1819				1836		1842	1849			1917		1918		1935
Southampton Central (SOU)		d	1822	1825			1840		1845	1853	1856				1922	1925	
Millbrook (Hants) (MBK)		d					1842										1940
Redbridge (RDB)		d					1846a										1943a
Totton (TTN)		d	1831							1901					1930		
Ashurst New Forest (ANF)		d	1835							1906					1935		
Beaulieu Road (BEU)		d															
Brockenhurst (BCU)	3	a	1843					1858	1914						1943		
Brockenhurst (BCU)	3	d	1844	1848				1859	1915	1918					1944	1948	
Lymington Town (LYT)		d		1856						1926					1956		
Lymington Pier (LYP)		a		1859						1929					1958		
Lymington Pier (LYP)	⚓	d											2000				2005
Yarmouth (I.O.W.) (YMH)	⚓	a											2040				2045
Sway (SWY)		d	1848							1919					1948		
New Milton (NWM)		d	1853							1924					1953		
Hinton Admiral (HNA)		d	1857							1928					1957		
Christchurch (CHR)		d	1902							1933					2002		
Pokesdown (POK)		d	1906							1937					2006		
Bournemouth (BMH)		a	1849	1910				1913	1921	1941					1949	2010	
Bournemouth (BMH)		d	1851	1911						1923	1942				1950	2011	
Branksome (BSM)		d	1856	1916						1928	1947				1955	2016	
Parkstone (Dorset) (PKS)		d	1859	1919						1931	1950				1958	2019	
Poole (POO)	4	a	1902	1924						1934	1955				2002	2024	
Poole (POO)	4	d	1903							1935					2003		
Hamworthy (HAM)		d	1908							1940					2008		
Holton Heath (HOL)		d	1912												2012		
Wareham (WRM)		d	1917							1947					2017		
Wool (WOO)		d	1923							1954					2023		
Moreton (Dorset) (MTN)		d	1929												2029		
Dorchester South (DCH)		d	1937							2005					2037		
Dorchester West (DCW)		d											2027				
Upwey (UPW)		d	1944										2036	2044			
Weymouth (WEY)		a	1950						2015				2041	2050			

NOTES (see introductory pages for explanation of train operator codes and standard symbols)

- a Arrival time
- d Departure time
- D To Salisbury
- K From Manchester Piccadilly
- M From Gloucester
- Q Also calls at Brookwood 1751, Winchfield 1809 and Hook 1814
- Y Runs until 29 December
- Z Runs from 2 January

London to Winchester, Fareham, Portsmouth, Southampton, Lymington, Yarmouth (IOW), Bournemouth and Weymouth

Mondays to Fridays

Operator	SW	XC K	SW	SW	SW	SW MFO Z	SW	SW	SW	SW	SW	SW	XC K	SW	SW	SW	SW
Days of operation/Notes	1	1	1	1	1	1	1	1	1	1	1	1	1	1	1	1	1
1st Class/Reservations/Bus/Ferry Catering facilities	1	1	1	1	1	1	1	1	1	1	1	1	1	1	1	1	1
London Waterloo (WAT)	15 d	1807		1835					1905				1909		1935		
Clapham Junction (CLJ)	10 d	1814u							1912u								
Woking (WOK)	d	1834											1934		2000		
Farnborough (Main) (FNB)	d	1845											1944				
Fleet (FLE)	d	1850											1949				
Reading (RDG)	7 d		1852											1950			
Basingstoke (BSK)	d	1903	1911	1917					1948				2002	2011			
Micheldever (MIC)	d	1913											2012				
Winchester (WIN)	d	1922	1927	1934			1949	2005					2022	2027	2032		2049
Shawford (SHW)	d	1927					1954						2027				2054
Romsey (ROM)	d											2007					
Chandlers Ford (CFR)	d											2014					
Eastleigh (ESL)	3 a	1932					1959					2020	2033				2059
Eastleigh (ESL)	3 d	1934					2000					2021	2034				2103
Hedge End (HDE)	d	1940											2040				
Botley (BOE)	d	1944											2044				
Fareham (FRM)	a	1956											2055				
Portchester (PTC)	a	2001											2101				
Cosham (CSA)	a	2006											2106				
Hilsea (HLS)	a	2011											2111				
Fratton (FTN)	a	2015											2115				
Portsmouth & Southsea (PMS)	a	2019											2119				
Portsmouth Harbour (PMH)	a	2025											2123				
Southampton Airport Parkwy (SOA)	d		1939	1943			2004	2014				2025		2036	2041		2107
Swaythling (SWG)	d						2007						2027				
St Denys (SDN)	d						2010						2030				2113
Southampton Central (SOU)	a		1946	1950			2016	2021					2035	2043	2048		2118
Southampton Central (SOU)	d		1947	1954 1956				2025 2028					2037	2045	2051	2056	
Millbrook (Hants) (MBK)	d												2040				
Redbridge (RDB)	d												2043a				
Totton (TTN)	d			2002					2033							2101	
Ashurst New Forest (ANF)	d			2007					2038							2106	
Beaulieu Road (BEU)	d																
Brockenhurst (BCU)	3 a			2015				2040	2046						2104	2116	
Brockenhurst (BCU)	3 d			2015	2018			2041	2046	2048					2105	2117	2118
Lymington Town (LYT)	d				2026					2056							2126
Lymington Pier (LYP)	a				2029					2059							2129
Lymington Pier (LYP)	d					2100											
Yarmouth (I.O.W.) (YMH)	a					2140											
Sway (SWY)	d			2020					2051							2122	
New Milton (NWM)	d			2025					2056							2127	
Hinton Admiral (HNA)	d			2029					2100							2131	
Christchurch (CHR)	d			2034					2105							2136	
Pokesdown (POK)	d			2037					2108							2139	
Bournemouth (BMH)	a		2015	2021	2041			2057	2112					2115	2120	2144	
Bournemouth (BMH)	d			2022	2043				2101	2114						2124	
Branksome (BSM)	d			2030	2048				2106	2119						2129	
Parkstone (Dorset) (PKS)	d			2033	2051				2109	2122						2132	
Poole (POO)	4 a			2037	2056				2112	2125						2136	
Poole (POO)	4 d			2038					2113							2137	
Hamworthy (HAM)	d			2043					2118							2142	
Holton Heath (HOL)	d																
Wareham (WRM)	d			2049					2126							2149	
Wool (WOO)	d			2056					2133							2155	
Moreton (Dorset) (MTN)	d								2141							2201	
Dorchester South (DCH)	d			2107					2149							2209	
Dorchester West (DCW)	d																
Upwey (UPW)	d								2155							2216	
Weymouth (WEY)	a			2117					2201							2220	

NOTES (see introductory pages for explanation of train operator codes and standard symbols)

- a Arrival time
- d Departure time
- u Stops to pick up only
- D To Salisbury
- K From Manchester Piccadilly
- Z Runs from 2 January
- MFO Mondays and Fridays only

London to Winchester, Fareham, Portsmouth, Southampton, Lymington, Yarmouth (IOW), Bournemouth and Weymouth

Mondays to Fridays






Operator	SW	SW	SW	SW	XC	GW	SW	SW	SW	GW	SW	GW	SW	SW	XC	SW	SW
Days of operation/Notes 1st Class/Reservations/Bus/Ferry Catering facilities	□	□	D □	□	K □◇ ⌘	H	□	□	□	S	□	R	D □	□	K □◇ ⌘	□	□
London Waterloo (WAT)	15 d	2005		2009			2035				2105			2109		2135	
Clapham Junction (CLJ)	10 d	2012u									2112u						
Woking (WOK)	d			2034			2100							2134		2200	
Farnborough (Main) (FNB)	d			2044										2144			
Fleet (FLE)	d			2050										2150			
Reading (RDG)	7 d				2049										2152		
Basingstoke (BSK)	d	2049		2103	2112						2149			2203	2211		
Micheldever (MIC)	d			2113										2213			
Winchester (WIN)	d	2105		2122	2127		2133				2205			2222	2227	2234	
Shawford (SHW)	d			2127										2227			
Romsey (ROM)	d			2107									2155	2207			
Chandlers Ford (CFR)	d			2114										2214			
Eastleigh (ESL)	3 a			2120	2133								2219	2222	2234		
Eastleigh (ESL)	3 d			2121	2133					2209			2224	2223	2235		
Hedge End (HDE)	d				2139								2230		2241		
Botley (BOE)	d				2143								2234		2245		
Fareham (FRM)	a				2151								2241		2252		
Portchester (PTC)	a				2157										2258		
Cosham (CSA)	a				2201										2303		
Hilsea (HLS)	a				2206										2308		
Fratton (FTN)	a				2210								2256		2312		
Portsmouth & Southsea (PMS)	a				2214								2259		2315		
Portsmouth Harbour (PMH)	a				2218								2304		2322		
Southampton Airport Parkwy (SOA)	← d	2114		2125		2137		2142			2213	2217		2227		2235	2243
Swaythling (SWG)	d			2127										2229			
St Denys (SDN)	d			2130										2232			
Southampton Central (SOU)	a	2122		2135		2145		2150			2221	2225		2238		2244	2250
Southampton Central (SOU)	d	2125		2137		2146		2151	2156		2222	2227		2240		2245	2251
Millbrook (Hants) (MBK)	d			2140										2243			
Redbridge (RDB)	d			2143a										2246a			
Totton (TTN)	d	2130											2232				
Ashurst New Forest (ANF)	d										2201			2237			
Beaulieu Road (BEU)	d										2206						
Brockenhurst (BCU)	3 a	2141					2205	2216					2245				2305
Brockenhurst (BCU)	3 d	2142	2148				2205	2217	2218				2247				2306
Lymington Town (LYT)	d			2156										2226			
Lymington Pier (LYP)	a			2159										2229			
Lymington Pier (LYP)	d																
Yarmouth (I.O.W.) (YMH)	a																
Sway (SWY)	d	2146									2222		2251				2321
New Milton (NWM)	d	2151									2227		2256				2326
Hinton Admiral (HNA)	d	2155									2231		2300				2330
Christchurch (CHR)	d	2200									2236		2305				2335
Pokesdown (POK)	d	2204									2239		2309				2338
Bournemouth (BMH)	a	2208			2215		2220	2244					2313		2316	2320	2342
Bournemouth (BMH)	d										2224						2324
Branksome (BSM)	d										2229						2329
Parkstone (Dorset) (PKS)	d										2232						2332
Poole (POO)	4 a										2236						2335
Poole (POO)	4 d										2237						2337
Hamworthy (HAM)	d										2242						2342
Holton Heath (HOL)	d																
Wareham (WRM)	d										2249						2349
Wool (WOO)	d										2255						2355
Moreton (Dorset) (MTN)	d										2301						0002
Dorchester South (DCH)	d										2309						0010
Dorchester West (DCW)	d						2255										
Upwey (UPW)	d						2303	2316									0016
Weymouth (WEY)	a						2308	2320									0022

NOTES (see introductory pages for explanation of train operator codes and standard symbols)

- a Arrival time
- d Departure time
- u Stops to pick up only
- D To Salisbury
- H From Bristol Temple Meads
- K From Manchester Piccadilly
- R From Cardiff Central to Portsmouth Harbour
- S From Portsmouth Harbour to Bristol Temple Meads

London to Winchester, Fareham, Portsmouth, Southampton, Lymington, Yarmouth (IOW), Bournemouth and Weymouth

Mondays to Fridays

Operator Days of operation/Notes 1st Class/Reservations/Bus/Ferry Catering facilities	SW □	SW D □	SW □	XC K □◇ ⚓	SW □	SW □	SW □	SW SM T □
London Waterloo (WAT)  15 d	2205		2208		2235	2305	2335	0105
Clapham Junction (CLJ) 10 d	2212u		2215u		2300	2333	2344u	0115
Woking (WOK) d			2235				0004	0142
Farnborough (Main) (FNB) d			2245				0015	0151s
Fleet (FLE) d			2251				0020	0157s
Reading (RDG) 7 d				2249				
Basingstoke (BSK) d	2250		2304	2311		2353	0035	0209s
Micheldever (MIC) d			2314			0003		
Winchester (WIN) d	2306		2323	2327	2333	0012	0051	0226s
Shawford (SHW) d			2328			0017		
Romsey (ROM) d		2311						
Chandlers Ford (CFR) d		2318						
Eastleigh (ESL) 3 a		2324	2339			0022	0059	0235s
Eastleigh (ESL) 3 d		2324	2339			0023	0100	
Hedge End (HDE) d			2345					
Botley (BOE) d			2349					
Fareham (FRM) a			2357					
Portchester (PTC) a			0003					
Cosham (CSA) a			0008					
Hilsea (HLS) a			0013					
Fratton (FTN) a			0017					
Portsmouth & Southsea (PMS) a			0020					
Portsmouth Harbour (PMH)  a			0025					
Southampton Airport Parkwy (SOA)  d	2315	2328		2335	2342	0028	0105	0239s
Swaythling (SWG) d		2331						
St Denys (SDN) d		2334				0032s		0244s
Southampton Central (SOU) a	2322	2340		2345	2350	0037	0112	0249
Southampton Central (SOU) d	2324	2342			2353		0113	
Millbrook (Hants) (MBK) d		2344						
Redbridge (RDB) d		2348a						
Totton (TTN) d	2329						0118s	
Ashurst New Forest (ANF) d	2334							
Beaulieu Road (BEU) d								
Brockenhurst (BCU) 3 a	2342				0006		0129s	
Brockenhurst (BCU) 3 d	2343				0007			
Lymington Town (LYT) d								
Lymington Pier (LYP) a								
Lymington Pier (LYP)  d								
Yarmouth (I.O.W.) (YMH)  a								
Sway (SWY) d	2347							
New Milton (NWM) d	2352						0137s	
Hinton Admiral (HNA) d	2356							
Christchurch (CHR) d	0001						0144s	
Pokesdown (POK) d	0005						0148s	
Bournemouth (BMH) a	0010				0022		0152	
Bournemouth (BMH) d					0024			
Branksome (BSM) d					0029			
Parkstone (Dorset) (PKS) d					0032			
Poole (POO) 4 a					0036			
Poole (POO) 4 d								
Hamworthy (HAM) d								
Holton Heath (HOL) d								
Wareham (WRM) d								
Wool (WOO) d								
Moreton (Dorset) (MTN) d								
Dorchester South (DCH) d								
Dorchester West (DCW) d								
Upwey (UPW) d								
Weymouth (WEY) a								

NOTES (see introductory pages for explanation of train operator codes and standard symbols)

- a Arrival time
- d Departure time
- s Stops to set down only
- u Stops to pick up only
- D To Salisbury
- K From Manchester Piccadilly
- T Also calls at Vauxhall 0109, Wimbledon 0120 and Surbiton 0128
- SM** Saturday mornings

London to Winchester, Fareham, Portsmouth, Southampton, Lymington, Yarmouth (IOW), Bournemouth and Weymouth

Saturdays

Operator	SW	SW	SW	SW	SW	SW	SW	SW	SW	SW	SW	SW	SW	SW	SW	SW	SW	SW	SW	SW	SW
Days of operation/Notes	1	1	1	1	1	1	1	1	1	1	1	1	1	1	1	1	1	1	1	1	1
1st Class/Reservations/Bus/Ferry	1	1	1	1	1	1	1	1	1	1	1	1	1	1	1	1	1	1	1	1	1
London Waterloo (WAT) ⇄ 15 d																					
Clapham Junction (CLJ) 10 d																					
Woking (WOK) d																					
Farnborough (Main) (FNB) d																					0620
Fleet (FLE) d																					
Reading (RDG) 7 d																					
Basingstoke (BSK) d	0510																				
Micheldever (MIC) d																					
Winchester (WIN) d	0526																				
Shawford (SHW) d																					
Romsey (ROM) d																					0707
Chandlers Ford (CFR) d																					0714
Eastleigh (ESL) 3 a	0535																				0720
Eastleigh (ESL) 3 d	0536																				0729
Hedge End (HDE) d																					0730
Botley (BOE) d																					0736
Fareham (FRM) a																					0740
Portchester (PTC) a																					0747
Cosham (CSA) a																					0753
Hilsea (HLS) a																					0758
Fratton (FTN) a																					0803
Portsmouth & Southsea (PMS) a																					0807
Portsmouth Harbour (PMH) a																					0810
Southampton Airport Parkway (SOA) ⇄ d	0540																				0818
Swaythling (SWG) d																					0716
St Denys (SDN) d	0544																				0629
Southampton Central (SOU) a	0549																				0618
Southampton Central (SOU) d																					0629
Millbrook (Hants) (MBK) d																					0618
Redbridge (RDB) d																					0629
Totton (TTN) d																					0629
Ashurst New Forest (ANF) d																					0629
Beaulieu Road (BEU) d																					0629
Brockenhurst (BCU) 3 a																					0629
Brockenhurst (BCU) 3 d																					0629
Lymington Town (LYT) d																					0629
Lymington Pier (LYP) a																					0629
Lymington Pier (LYP) d																					0629
Yarmouth (I.O.W.) (YMH) a																					0629
Sway (SWY) d																					0629
New Milton (NWM) d																					0629
Hinton Admiral (HNA) d																					0629
Christchurch (CHR) d																					0629
Pokesdown (POK) d																					0629
Bournemouth (BMH) a																					0629
Bournemouth (BMH) d																					0629
Branksome (BSM) d																					0629
Parkstone (Dorset) (PKS) d																					0629
Poole (POO) 4 a																					0629
Poole (POO) 4 d																					0629
Hamworthy (HAM) d																					0629
Holton Heath (HOL) d																					0629
Wareham (WRM) d																					0629
Wool (WOO) d																					0629
Moreton (Dorset) (MTN) d																					0629
Dorchester South (DCH) d																					0629
Dorchester West (DCW) d																					0629
Upwey (UPW) d																					0629
Weymouth (WEY) a																					0629

NOTES (see introductory pages for explanation of train operator codes and standard symbols)

- a Arrival time
- d Departure time
- u Stops to pick up only
- A From Salisbury to Salisbury
- B From Westbury
- C Also calls at Wimbledon 0543 and Surbiton 0551
- D To Salisbury
- E Also calls at Brookwood 0626, Winchfield 0645 and Hook 0649
- Y Runs until 30 December
- Z Runs from 6 January

London to Winchester, Fareham, Portsmouth, Southampton, Lymington, Yarmouth (IOW), Bournemouth and Weymouth

Saturdays

Operator	SW	SW	SW	SW	SW	SW	XC	SW	SW	SW	SW	GW	SW	SW	SW	SW	SW	SW
Days of operation/Notes 1st Class/Reservations/Bus/Ferry Catering facilities	□	□	□	□	D □	F □	G □◇ T	□	□	□	□	H	□	□	□	□	D □	□
London Waterloo (WAT)	15 d	0630				0642			0735					0805				0809
Clapham Junction (CLJ)	10 d	0637u				0649u								0812u				
Woking (WOK)	d	0657				0719			0800									0834
Farnborough (Main) (FNB)	d					0733												0844
Fleet (FLE)	d					0738												0850
Reading (RDG)	7 d						0753											
Basingstoke (BSK)	d	0718				0800	0814		0821					0849				0903
Micheldever (MIC)	d					0810												0913
Winchester (WIN)	d	0734				0819	0831		0838		0850			0905				0922
Shawford (SHW)	d					0824					0855							
Romsey (ROM)	d					0807												0907
Chandlers Ford (CFR)	d					0814												0914
Eastleigh (ESL)	3 a	0742				0820	0830		0846		0900							0920
Eastleigh (ESL)	3 d	0743				0821	0831		0847		0901							0921
Hedge End (HDE)	d						0837											0937
Botley (BOE)	d						0841											0941
Fareham (FRM)	a						0848											0948
Portchester (PTC)	a						0854											0954
Cosham (CSA)	a						0859											0959
Hilsea (HLS)	a						0904											1004
Fratton (FTN)	a						0908											1008
Portsmouth & Southsea (PMS)	a						0912											1011
Portsmouth Harbour (PMH)	a						0918											1018
Southampton Airport Parkwy (SOA)	d	0748				0825	0840		0851		0905			0914				0925
Swaythling (SWG)	d					0827												0927
St Denys (SDN)	d					0830												0930
Southampton Central (SOU)	a	0756				0836	0847		0858		0912			0922				0936
Southampton Central (SOU)	d	0800	0817			0837	0848		0900	0903				0924				0937
Millbrook (Hants) (MBK)	d					0840												0940
Redbridge (RDB)	d					0843a												0943a
Totton (TTN)	d	0805	0822								0908							
Ashurst New Forest (ANF)	d		0827								0913							
Beaulieu Road (BEU)	d		0831															
Brockenhurst (BCU)	3 a	0816	0837						0913	0921				0937				
Brockenhurst (BCU)	3 d	0812	0817	0838	0842			0912	0914	0922				0938	0942			
Lymington Town (LYT)	d	0820			0850			0920							0950			
Lymington Pier (LYP)	a	0822			0852			0922							0952			
Lymington Pier (LYP)	d																	1000
Yarmouth (I.O.W.) (YMH)	a																	1040
Sway (SWY)	d	0821	0842								0926							
New Milton (NWM)	d	0826	0847								0931			0945				
Hinton Admiral (HNA)	d	0830	0851								0935							
Christchurch (CHR)	d	0835	0856								0940			0952				
Pokesdown (POK)	d	0839	0900								0944			0956				
Bournemouth (BMH)	a	0843	0905				0917		0928	0952				1000				
Bournemouth (BMH)	d	0844	0909						0933					1004	1008			
Branksome (BSM)	d	0849	0914						0938						1013			
Parkstone (Dorset) (PKS)	d	0852	0917						0941						1016			
Poole (POO)	4 a	0856	0921						0945					1013	1020			
Poole (POO)	4 d	0857	0922						0946					1014				
Hamworthy (HAM)	d	0902	0927						0951					1019				
Holton Heath (HOL)	d		0931											1023				
Wareham (WRM)	d	0909	0935						0958					1028				
Wool (WOO)	d	0915	0942											1035				
Moreton (Dorset) (MTN)	d	0921	0948											1041				
Dorchester South (DCH)	d	0929	0956						1014					1051c				
Dorchester West (DCW)	d											1018						
Upwey (UPW)	d	0936	1002									1027	1058					
Weymouth (WEY)	a	0940	1007						1023			1032	1102					

NOTES (see introductory pages for explanation of train operator codes and standard symbols)

- a Arrival time
- d Departure time
- u Stops to pick up only
- c Arrives 3 minutes earlier
- D To Salisbury
- F Also calls at Surbiton 0700, Walton-On-Thames 0707, Weybridge 0711, Brookwood 0725, Winchfield 0744 and Hook 0748
- G From Birmingham New Street
- H From Cheltenham Spa

London to Winchester, Fareham, Portsmouth, Southampton, Lymington, Yarmouth (IOW), Bournemouth and Weymouth

Saturdays

Operator Days of operation/Notes 1st Class/Reservations/Bus/Ferry	XC J ◇	SW □	SW □	SW □	SW □	SW □	SW □	SW □	SW □	SW Z □	SW D □	SW □	XC K ◇	SW □	SW □	SW □	SW □	GW L
London Waterloo (WAT)	15	d	0835									0909		0935				
Clapham Junction (CLJ)	10	d						0912u										
Woking (WOK)		d	0900									0934		1000				
Farnborough (Main) (FNB)		d										0944						
Fleet (FLE)		d										0950						
Reading (RDG)	7	d	0852											0952				
Basingstoke (BSK)		d	0911					0949				1003	1012					
Micheldever (MIC)		d										1013						
Winchester (WIN)		d	0927	0933			0949	1005				1022	1027	1033			1049	
Shawford (SHW)		d					0954										1054	
Romsey (ROM)		d										1007						
Chandlers Ford (CFR)		d										1014						
Eastleigh (ESL)	3	a					0959					1020	1030				1059	
Eastleigh (ESL)	3	d					1000					1021	1031				1100	
Hedge End (HDE)		d										1037						
Botley (BOE)		d										1041						
Fareham (FRM)		a										1048						
Portchester (PTC)		a										1054						
Cosham (CSA)		a										1059						
Hilsea (HLS)		a										1104						
Fratton (FTN)		a										1108						
Portsmouth & Southsea (PMS)		a										1111						
Portsmouth Harbour (PMH)		a										1118						
Southampton Airport Parkway (SOA)		d	0936	0942			1005	1014				1025		1036	1042		1105	
Swaythling (SWG)		d										1027						
St Denys (SDN)		d										1030						
Southampton Central (SOU)		a	0943	0949			1012	1022				1036		1043	1050		1112	
Southampton Central (SOU)		d	0945	0951			0956	1024				1037		1045	1051		1056	
Millbrook (Hants) (MBK)		d										1040						
Redbridge (RDB)		d										1043a						
Totton (TTN)		d					1001										1101	
Ashurst New Forest (ANF)		d					1006										1106	
Beaulieu Road (BEU)		d					1010											
Brockenhurst (BCU)	3	a	0958	1004			1016	1037						1105			1116	
Brockenhurst (BCU)	3	d	0959	1005	1012	1017		1038	1042					1106	1112	1117		
Lymington Town (LYT)		d					1020		1050						1120			
Lymington Pier (LYP)		a					1022		1052						1122			
Lymington Pier (LYP)		d								1100								
Yarmouth (I.O.W.) (YMH)		a								1140								
Sway (SWY)		d					1022										1122	
New Milton (NWM)		d					1027	1045									1127	
Hinton Admiral (HNA)		d					1031										1131	
Christchurch (CHR)		d					1036	1052									1136	
Pokesdown (POK)		d					1039	1056									1139	
Bournemouth (BMH)		a	1013	1020			1044	1100						1113	1120		1144	
Bournemouth (BMH)		d						1104	1108								1124	
Branksome (BSM)		d							1113								1129	
Parkstone (Dorset) (PKS)		d							1116								1132	
Poole (POO)	4	a						1113	1120								1136	
Poole (POO)	4	d							1114								1137	
Hamworthy (HAM)		d							1119								1142	
Holton Heath (HOL)		d							1123									
Wareham (WRM)		d							1128						1149			
Wool (WOO)		d							1135									
Moreton (Dorset) (MTN)		d							1141									
Dorchester South (DCH)		d							1149						1205			
Dorchester West (DCW)		d																1213
Upwey (UPW)		d							1155									1222
Weymouth (WEY)		a							1200						1213			1227

NOTES (see introductory pages for explanation of train operator codes and standard symbols)

- a Arrival time
- d Departure time
- u Stops to pick up only
- D To Salisbury
- J From Manchester Piccadilly
- K From Nottingham
- L From Gloucester
- Z Runs from 6 January

London to Winchester, Fareham, Portsmouth, Southampton, Lymington, Yarmouth (IOW), Bournemouth and Weymouth

Saturdays

Operator	SW	SW	SW	SW	SW	SW	XC	SW	SW	SW	SW	SW	SW	SW	SW	SW	SW	XC
Days of operation/Notes 1st Class/Reservations/Bus/Ferry Catering facilities	□	□	□	☞	D	□	J	□	□	□	□	□	□	□	□	□	□	J
	□	□	□	☞	□	□	☞	□	□	□	□	□	□	□	□	□	□	☞
London Waterloo (WAT)	d	1005				1009		1035					1105					1109
Clapham Junction (CLJ)	d	1012u											1112u					
Woking (WOK)	d					1034		1100										1134
Farnborough (Main) (FNB)	d					1044												1144
Fleet (FLE)	d					1050												1150
Reading (RDG)	d						1052											1152
Basingstoke (BSK)	d	1048				1103	1111						1148					1203
Micheldever (MIC)	d					1113												1213
Winchester (WIN)	d	1105				1122	1127	1133					1149	1205				1223
Shawford (SHW)	d												1154					1228
Romsey (ROM)	d					1107												1207
Chandlers Ford (CFR)	d					1114												1214
Eastleigh (ESL)	a					1120	1130						1159					1220
Eastleigh (ESL)	d					1121	1131						1200					1221
Hedge End (HDE)	d						1137											1237
Botley (BOE)	d						1141											1241
Fareham (FRM)	a						1148											1249
Portchester (PTC)	a						1154											1254
Cosham (CSA)	a						1159											1259
Hilsea (HLS)	a						1204											1304
Fratton (FTN)	a						1208											1308
Portsmouth & Southsea (PMS)	a						1211											1311
Portsmouth Harbour (PMH)	a						1218											1318
Southampton Airport Parkwy (SOA)	d	1114				1125		1136	1142				1205	1214				1225
Swaythling (SWG)	d					1127												1227
St Denys (SDN)	d					1130												1230
Southampton Central (SOU)	a	1122				1136		1143	1150				1212	1222				1236
Southampton Central (SOU)	d	1124				1137		1145	1151				1156	1224				1237
Millbrook (Hants) (MBK)	d					1140												1240
Redbridge (RDB)	d					1143a												1243a
Totton (TTN)	d												1201					
Ashurst New Forest (ANF)	d												1206					
Beaulieu Road (BEU)	d												1210					
Brockenhurst (BCU)	a	1137							1205				1216					1237
Brockenhurst (BCU)	d	1138	1142						1206	1212	1217			1238	1242			
Lymington Town (LYT)	d		1150							1220					1250			
Lymington Pier (LYP)	a		1152							1222					1252			
Lymington Pier (LYP)	d			1200														1300
Yarmouth (I.O.W.) (YMH)	a			1240														1340
Sway (SWY)	d												1222					
New Milton (NWM)	d	1145											1227		1245			
Hinton Admiral (HNA)	d												1231					
Christchurch (CHR)	d	1152											1236		1252			
Pokesdown (POK)	d	1156											1239		1256			
Bournemouth (BMH)	a	1200					1213	1220					1244		1300			1313
Bournemouth (BMH)	d	1204	1208						1224					1304	1308			
Branksome (BSM)	d		1213						1229						1313			
Parkstone (Dorset) (PKS)	d		1216						1232						1316			
Poole (POO)	a	1213	1220						1236					1313	1320			
Poole (POO)	d	1214							1237					1314				
Hamworthy (HAM)	d	1219							1242					1319				
Holton Heath (HOL)	d	1223												1323				
Wareham (WRM)	d	1228						1249						1328				
Wool (WOO)	d	1235												1335				
Moreton (Dorset) (MTN)	d	1241												1341				
Dorchester South (DCH)	d	1249						1305						1349				
Dorchester West (DCW)	d																	
Upwey (UPW)	d	1255												1355				
Weymouth (WEY)	a	1300						1314						1400				

NOTES (see introductory pages for explanation of train operator codes and standard symbols)

- a Arrival time
- d Departure time
- u Stops to pick up only
- D To Salisbury
- J From Manchester Piccadilly
- Z Runs from 6 January

London to Winchester, Fareham, Portsmouth, Southampton, Lymington, Yarmouth (IOW), Bournemouth and Weymouth

Saturdays

Operator	SW	SW	SW	SW	GW	SW	SW	SW	SW	SW	SW	XC	SW	SW	SW	SW	SW	
Days of operation/Notes 1st Class/Reservations/Bus/Ferry Catering facilities	□	□	□	□	L	□	□	□	☰	D	□	J	□	□	□	□	□	
London Waterloo (WAT)	1135					1205					1208		1235				1305	
Clapham Junction (CLJ)						1212u											1312u	
Woking (WOK)	1200										1234		1304					
Farnborough (Main) (FNB)											1244							
Fleet (FLE)											1250							
Reading (RDG)													1252					
Basingstoke (BSK)						1248					1303	1311					1349	
Micheldever (MIC)											1313							
Winchester (WIN)	1233			1249		1305					1322	1327	1336			1349	1405	
Shawford (SHW)				1254												1354		
Romsey (ROM)											1307							
Chandlers Ford (CFR)											1314							
Eastleigh (ESL)				1259							1320	1330				1359		
Eastleigh (ESL)				1300							1321	1331				1400		
Hedge End (HDE)												1337						
Botley (BOE)												1341						
Fareham (FRM)												1348						
Portchester (PTC)												1354						
Cosham (CSA)												1359						
Hilsea (HLS)												1404						
Fratton (FTN)												1408						
Portsmouth & Southsea (PMS)												1411						
Portsmouth Harbour (PMH)												1418						
Southampton Airport Parkwy (SOA)	1242			1305		1314					1325		1336	1345			1405	1414
Swaythling (SWG)											1327							
St Denys (SDN)											1330							
Southampton Central (SOU)	1249			1312		1322					1336		1343	1352			1412	1422
Southampton Central (SOU)	1251		1258			1324					1337		1345	1353		1356		1424
Millbrook (Hants) (MBK)											1340							
Redbridge (RDB)											1343a							
Totton (TTN)				1303													1401	
Ashurst New Forest (ANF)				1308													1406	
Beaulieu Road (BEU)																	1410	
Brockenhurst (BCU)	1304		1316			1337							1407		1416		1437	
Brockenhurst (BCU)	1305	1312	1317			1338	1342						1408	1412	1417		1438	
Lymington Town (LYT)			1320				1350											
Lymington Pier (LYP)			1322				1352										1422	
Lymington Pier (LYP)										1400								
Yarmouth (I.O.W.) (YMH)										1440								
Sway (SWY)				1322													1422	
New Milton (NWM)				1327		1345											1427	1445
Hinton Admiral (HNA)				1331													1431	
Christchurch (CHR)				1336		1352											1436	1452
Pokesdown (POK)				1339		1356											1439	1456
Bournemouth (BMH)	1320		1344			1400						1413	1422		1444		1500	
Bournemouth (BMH)						1404	1408										1504	1508
Branksome (BSM)							1413										1513	
Parkstone (Dorset) (PKS)							1416										1516	
Poole (POO)						1413	1420										1513	1520
Poole (POO)						1414											1514	
Hamworthy (HAM)						1419											1519	
Holton Heath (HOL)						1423											1523	
Wareham (WRM)						1428							1450				1528	
Wool (WOO)						1435											1535	
Moreton (Dorset) (MTN)						1441											1541	
Dorchester South (DCH)						1449							1506				1549	
Dorchester West (DCW)						1413												
Upwey (UPW)						1422	1455										1555	
Weymouth (WEY)						1427	1500							1515			1600	

NOTES (see introductory pages for explanation of train operator codes and standard symbols)

- a Arrival time
- d Departure time
- u Stops to pick up only
- D To Salisbury
- J From Manchester Piccadilly
- L From Gloucester

London to Winchester, Fareham, Portsmouth, Southampton, Lymington, Yarmouth (IOW), Bournemouth and Weymouth

Saturdays

Operator	SW	SW Z	SW D	SW	SN M	XC J	SW	SW	SW	SW	GW L	SW	SW	SW	SW	SW D	SW	XC J
Days of operation/Notes 1st Class/Reservations/Bus/Ferry Catering facilities	□		□	□	□	□◇ ⚓	□	□	□	□	L	□	□	□		□	□	□◇ ⚓
London Waterloo (WAT)	15	d		1309			1335					1405					1409	
Clapham Junction (CLJ)	10	d										1412u						
Woking (WOK)		d		1334			1400										1434	
Farnborough (Main) (FNB)		d		1344													1444	
Fleet (FLE)		d		1350													1450	
Reading (RDG)	7	d				1352												1452
Basingstoke (BSK)		d		1403		1411						1449					1503	1511
Micheldever (MIC)		d		1413													1513	
Winchester (WIN)		d		1422		1427	1433				1449	1505					1522	1527
Shawford (SHW)		d									1454							
Romsey (ROM)		d		1407													1507	
Chandlers Ford (CFR)		d		1414													1514	
Eastleigh (ESL)	3	a		1420	1430							1459					1520	1530
Eastleigh (ESL)	3	d		1421	1431	1441						1500					1521	1531
Hedge End (HDE)		d			1437													1537
Botley (BOE)		d			1441													1541
Fareham (FRM)		a			1448	1455												1548
Portchester (PTC)		a			1454													1554
Cosham (CSA)		a			1459													1559
Hilsea (HLS)		a			1504													1604
Fratton (FTN)		a			1508													1608
Portsmouth & Southsea (PMS)		a			1511													1611
Portsmouth Harbour (PMH)		a			1518													1618
Southampton Airport Parkwy (SOA)		d		1425		1436	1442					1505					1525	1535
Swaythling (SWG)		d		1427													1527	
St Denys (SDN)		d		1430													1530	
Southampton Central (SOU)		a		1435		1443	1449					1513					1536	1542
Southampton Central (SOU)		d		1437		1445	1451					1456					1537	1545
Millbrook (Hants) (MBK)		d		1440													1540	
Redbridge (RDB)		d		1443a													1543a	
Totton (TTN)		d										1501						
Ashurst New Forest (ANF)		d										1506						
Beaulieu Road (BEU)		d																
Brockenhurst (BCU)	3	a					1505					1516					1537	
Brockenhurst (BCU)	3	d	1442				1506	1512	1517			1538	1542					
Lymington Town (LYT)		d	1450					1520					1550					
Lymington Pier (LYP)		a	1452					1522					1552					
Lymington Pier (LYP)		d		1500													1600	
Yarmouth (I.O.W.) (YMH)		a		1540													1640	
Sway (SWY)		d										1522						
New Milton (NWM)		d										1527					1545	
Hinton Admiral (HNA)		d										1531						
Christchurch (CHR)		d										1536					1552	
Pokesdown (POK)		d										1539					1556	
Bournemouth (BMH)		a				1513	1520					1544					1600	1613
Bournemouth (BMH)		d					1524						1604	1608				
Branksome (BSM)		d					1529							1613				
Parkstone (Dorset) (PKS)		d					1532							1616				
Poole (POO)	4	a					1536						1613	1620				
Poole (POO)	4	d					1537						1614					
Hamworthy (HAM)		d					1542						1619					
Holton Heath (HOL)		d											1623					
Wareham (WRM)		d					1549						1628					
Wool (WOO)		d											1635					
Moreton (Dorset) (MTN)		d											1641					
Dorchester South (DCH)		d					1607c						1649					
Dorchester West (DCW)		d										1613						
Upwey (UPW)		d										1622	1656					
Weymouth (WEY)		a					1615					1627	1700					

NOTES (see introductory pages for explanation of train operator codes and standard symbols)

- a Arrival time
- d Departure time
- u Stops to pick up only
- c Arrives 3 minutes earlier
- D To Salisbury
- J From Manchester Piccadilly
- L From Gloucester
- M To Brighton
- Z Runs from 6 January

London to Winchester, Fareham, Portsmouth, Southampton, Lymington, Yarmouth (IOW), Bournemouth and Weymouth

Saturdays

Operator	SW	SW	SW	SW	SW	SW	SW	SW	SW	SW	XC	SW	SW	SW	SW	GW	SW	SW		
Days of operation/Notes 1st Class/Reservations/Bus/Ferry Catering facilities	□	□	□	□	□	□	□	□	Z D	□	J ◇ ⚓	□	□	□	□	L	□	□		
London Waterloo (WAT)	1435				1505							1509						1605		
Clapham Junction (CLJ)					1512u													1612u		
Woking (WOK)	1500											1534		1600						
Farnborough (Main) (FNB)												1544								
Fleet (FLE)												1550								
Reading (RDG)													1552							
Basingstoke (BSK)					1549							1603	1611					1649		
Micheldever (MIC)												1613								
Winchester (WIN)	1533			1549	1605							1622	1627	1633		1649		1705		
Shawford (SHW)				1554												1654				
Romsey (ROM)												1607								
Chandlers Ford (CFR)												1614								
Eastleigh (ESL)				1559								1620	1630			1659				
Eastleigh (ESL)				1600								1621	1631			1700				
Hedge End (HDE)												1637								
Botley (BOE)												1641								
Fareham (FRM)												1648								
Portchester (PTC)												1654								
Cosham (CSA)												1659								
Hilsea (HLS)												1704								
Fratton (FTN)												1708								
Portsmouth & Southsea (PMS)												1711								
Portsmouth Harbour (PMH)												1718								
Southampton Airport Parkwy (SOA)	1542			1605	1614							1625		1636	1642		1705		1714	
Swaythling (SWG)												1627								
St Denys (SDN)												1630								
Southampton Central (SOU)	1549			1612	1622							1636	1643	1649		1712		1722		
Southampton Central (SOU)	1551		1556		1624							1637	1645	1651		1656		1724		
Millbrook (Hants) (MBK)												1640								
Redbridge (RDB)												1643a								
Totton (TTN)				1601												1701				
Ashurst New Forest (ANF)				1606												1706				
Beaulieu Road (BEU)				1610																
Brockenhurst (BCU)	1605			1616		1637							1704		1716			1737		
Brockenhurst (BCU)	1606	1612	1617		1638	1642							1705	1712	1717			1738		
Lymington Town (LYT)				1620											1720					
Lymington Pier (LYP)				1622											1722					
Lymington Pier (LYP)												1700								
Yarmouth (I.O.W.) (YMH)												1740								
Sway (SWY)				1622												1722				
New Milton (NWM)				1627		1645										1727		1745		
Hinton Admiral (HNA)				1631												1731				
Christchurch (CHR)				1636		1652										1736		1752		
Pokesdown (POK)				1639		1656										1739		1756		
Bournemouth (BMH)	1620		1644			1700							1714	1720		1744		1800		
Bournemouth (BMH)					1704	1708												1804	1808	
Branksome (BSM)						1713													1813	
Parkstone (Dorset) (PKS)						1716													1816	
Poole (POO)					1713	1720													1813	1820
Poole (POO)					1714														1814	
Hamworthy (HAM)					1719														1819	
Holton Heath (HOL)					1723														1823	
Wareham (WRM)					1728								1749						1828	
Wool (WOO)					1735														1835	
Moreton (Dorset) (MTN)					1741														1841	
Dorchester South (DCH)					1749									1807					1849	
Dorchester West (DCW)																			1813	
Upwey (UPW)					1755														1822	1855
Weymouth (WEY)					1800									1816					1827	1900

NOTES (see introductory pages for explanation of train operator codes and standard symbols)

- a Arrival time
- d Departure time
- u Stops to pick up only
- D To Salisbury
- J From Manchester Piccadilly
- L From Gloucester
- Z Runs from 6 January

London to Winchester, Fareham, Portsmouth, Southampton, Lymington, Yarmouth (IOW), Bournemouth and Weymouth

Saturdays

Operator	SW	SW Z	SW Y	SW D	SW	XC J	SW	SW	SW	SW	GW L	SW	SW	SW	SW D	SW	XC J	SW
Days of operation/Notes	□	⚓	⚓	□	□	□◇ ⚓	□	□	□	□	L	□	□	□	□	□	□◇ ⚓	□
1st Class/Reservations/Bus/Ferry Catering facilities	□	⚓	⚓	□	□	⚓	□	□	□	□	L	□	□	□	□	□	⚓	□
London Waterloo (WAT)	⚓				1609		1635						1705			1709		1735
Clapham Junction (CLJ)	⚓												1712u					
Woking (WOK)	d				1634		1700									1734		1800
Farnborough (Main) (FNB)	d				1644											1744		
Fleet (FLE)	d				1650											1750		
Reading (RDG)	7 d					1652												1752
Basingstoke (BSK)	d				1703	1711							1749			1803	1811	
Micheldever (MIC)	d				1713											1813		
Winchester (WIN)	d				1722	1727	1733				1749		1805			1822	1827	1833
Shawford (SHW)	d									1754								
Romsey (ROM)	d				1707										1807			
Chandlers Ford (CFR)	d				1714										1814			
Eastleigh (ESL)	3 a				1720	1730					1759				1820	1830		
Eastleigh (ESL)	3 d				1721	1731					1800				1821	1831		
Hedge End (HDE)	d					1737										1837		
Botley (BOE)	d					1741										1841		
Fareham (FRM)	a					1748										1848		
Portchester (PTC)	a					1754										1854		
Cosham (CSA)	a					1759										1859		
Hilsea (HLS)	a					1804										1904		
Fratton (FTN)	a					1808										1908		
Portsmouth & Southsea (PMS)	a					1811										1911		
Portsmouth Harbour (PMH)	⚓ a					1818										1918		
Southampton Airport Parkwy (SOA)	↔ d				1725		1735	1742			1805		1814		1825		1835	1842
Swaythling (SWG)	d				1727										1827			
St Denys (SDN)	d				1730										1830			
Southampton Central (SOU)	a				1736		1742	1749			1812		1822		1836		1842	1850
Southampton Central (SOU)	d				1737		1745	1751		1756			1823		1837		1845	1851
Millbrook (Hants) (MBK)	d				1740										1840			
Redbridge (RDB)	d				1744a										1843a			
Totton (TTN)	d									1801								
Ashurst New Forest (ANF)	d									1806								
Beaulieu Road (BEU)	d									1810								
Brockenhurst (BCU)	3 a						1804			1816			1837					1904
Brockenhurst (BCU)	3 d	1742					1805	1812	1817				1838	1842				1905
Lymington Town (LYT)	d	1750						1820						1850				
Lymington Pier (LYP)	a	1752						1822						1852				
Lymington Pier (LYP)	⚓ d		1800	1805														
Yarmouth (I.O.W.) (YMH)	⚓ a		1840	1845														
Sway (SWY)	d								1822									
New Milton (NWM)	d								1827				1845					
Hinton Admiral (HNA)	d								1831									
Christchurch (CHR)	d								1836				1852					
Pokesdown (POK)	d								1839				1856					
Bournemouth (BMH)	a					1813	1820		1844				1900				1913	1920
Bournemouth (BMH)	d						1824					1904	1908					1924
Branksome (BSM)	d						1829						1913					1929
Parkstone (Dorset) (PKS)	d						1832						1916					1932
Poole (POO)	4 a						1836					1913	1920					1936
Poole (POO)	4 d						1837					1914						1937
Hamworthy (HAM)	d						1842					1919						1942
Holton Heath (HOL)	d											1923						
Wareham (WRM)	d						1849					1928						1949
Wool (WOO)	d											1935						
Moreton (Dorset) (MTN)	d											1941						
Dorchester South (DCH)	d						1905					1949						2005
Dorchester West (DCW)	d										1923							
Upwey (UPW)	d										1932	1955						
Weymouth (WEY)	a						1913				1937	2000						2014

NOTES (see introductory pages for explanation of train operator codes and standard symbols)

- a Arrival time
- d Departure time
- u Stops to pick up only
- D To Salisbury
- J From Manchester Piccadilly
- L From Gloucester
- Y Runs until 30 December
- Z Runs from 6 January

London to Winchester, Fareham, Portsmouth, Southampton, Lymington, Yarmouth (IOW), Bournemouth and Weymouth

Saturdays






Operator	SW	SW	SW	GW	SW	SW	SW	SW	SW	SW	XC	SW	SW	SW	SW	SW	SW	
Days of operation/Notes 1st Class/Reservations/Bus/Ferry Catering facilities	□	□	□	L	□	□	□	Z	Y	D	J	□	□	□	□	□	□	
London Waterloo (WAT)	15	d			1805							1809		1835			1905	
Clapham Junction (CLJ)	10	d			1812u												1912u	
Woking (WOK)		d										1834		1900				
Farnborough (Main) (FNB)		d										1844						
Fleet (FLE)		d										1850						
Reading (RDG)	7	d											1852					
Basingstoke (BSK)		d			1849							1903	1911				1949	
Micheldever (MIC)		d										1913						
Winchester (WIN)		d		1849	1905							1922	1927	1933		1949	2006	
Shawford (SHW)		d		1854												1954		
Romsey (ROM)		d										1908						
Chandlers Ford (CFR)		d										1915						
Eastleigh (ESL)	3	a		1859								1921	1930			1959		
Eastleigh (ESL)	3	d		1900								1921	1931			2000		
Hedge End (HDE)		d											1937					
Botley (BOE)		d											1941					
Fareham (FRM)		a											1948					
Portchester (PTC)		a											1954					
Cosham (CSA)		a											1959					
Hilsea (HLS)		a											2004					
Fratton (FTN)		a											2008					
Portsmouth & Southsea (PMS)		a											2011					
Portsmouth Harbour (PMH)		a											2018					
Southampton Airport Parkwy (SOA)		d		1905	1914							1925		1935	1942		2005	2014
Swaythling (SWG)		d										1927						
St Denys (SDN)		d										1930						
Southampton Central (SOU)		a		1912	1921							1936		1942	1949		2012	2022
Southampton Central (SOU)		d		1856	1924							1937		1945	1951		1956	2024
Millbrook (Hants) (MBK)		d										1940						
Redbridge (RDB)		d										1943a						
Totton (TTN)		d		1901													2001	
Ashurst New Forest (ANF)		d		1906													2006	
Beaulieu Road (BEU)		d															2010	
Brockenhurst (BCU)	3	a		1916	1937								1958	2004		2016		2037
Brockenhurst (BCU)	3	d	1912	1917	1938	1942							1959	2005	2012	2017		2038
Lymington Town (LYT)		d	1920			1950												
Lymington Pier (LYP)		a	1922			1952												
Lymington Pier (LYP)		d						2000	2005									
Yarmouth (I.O.W.) (YMH)		a						2040	2045									
Sway (SWY)		d		1922													2022	
New Milton (NWM)		d		1927	1945												2027	2045
Hinton Admiral (HNA)		d		1931													2031	
Christchurch (CHR)		d		1936	1952												2036	2052
Pokesdown (POK)		d		1939	1956												2039	2056
Bournemouth (BMH)		a		1944	2000							2013	2020			2044		2100
Bournemouth (BMH)		d			2004	2008											2024	2104
Branksome (BSM)		d				2013											2029	2113
Parkstone (Dorset) (PKS)		d				2016											2032	2116
Poole (POO)	4	a			2013	2020											2036	2113
Poole (POO)	4	d			2014												2037	2120
Hamworthy (HAM)		d			2019												2042	2114
Holton Heath (HOL)		d			2023													2119
Wareham (WRM)		d			2028								2049					2126
Wool (WOO)		d			2035													2133
Moreton (Dorset) (MTN)		d			2041													2143e
Dorchester South (DCH)		d			2049								2105					2151
Dorchester West (DCW)		d			2010													
Upwey (UPW)		d			2019	2055												2158
Weymouth (WEY)		a			2025	2101								2113				2202

NOTES (see introductory pages for explanation of train operator codes and standard symbols)

- a Arrival time
- d Departure time
- u Stops to pick up only
- e Arrives 4 minutes earlier
- D To Salisbury
- J From Manchester Piccadilly
- L From Gloucester
- Y Runs until 30 December
- Z Runs from 6 January

London to Winchester, Fareham, Portsmouth, Southampton, Lymington, Yarmouth (IOW), Bournemouth and Weymouth

Saturdays

Operator	SW	SW	SW	XC	SW	SW	SW	SW	SW	SW	SW	SW	XC	GW	SW	SW	SW	GW
Days of operation/Notes 1st Class/Reservations/Bus/Ferry Catering facilities	□	D	□	J	□	□	□	□	□	□	□	D	J	N	□	□	□	P
London Waterloo (WAT)  d			1909		1935				2005			2009			2035			
Clapham Junction (CLJ) d									2012u									
Woking (WOK) d			1934		2000							2034			2101			
Farnborough (Main) (FNB) d			1944									2044						
Fleet (FLE) d			1950									2050						
Reading (RDG) d				1952									2052					
Basingstoke (BSK) d			2003	2011					2049			2103	2111					
Micheldever (MIC) d			2013									2113						
Winchester (WIN) d			2022	2027	2033			2049	2105			2122	2127		2133		2149	
Shawford (SHW) d								2054									2154	
Romsey (ROM) d		2007										2107						
Chandlers Ford (CFR) d		2014										2114						
Eastleigh (ESL) a	3	2020	2030						2059			2120	2130				2159	
Eastleigh (ESL) d	3	2021	2031						2100			2121	2131				2200	2205
Hedge End (HDE) d			2037									2137						
Botley (BOE) d			2041									2141						
Fareham (FRM) a			2048									2148						
Portchester (PTC) a			2054									2154						
Cosham (CSA) a			2059									2159						
Hilsea (HLS) a			2104									2204						
Fratton (FTN) a			2108									2208						
Portsmouth & Southsea (PMS) a			2112									2211						
Portsmouth Harbour (PMH)  a			2118									2218						
Southampton Airport Parkwy (SOA)  d		2025		2035	2042				2105	2114		2125		2136	2142		2205	2209
Swaythling (SWG) d		2027										2127						
St Denys (SDN) d		2030										2130						
Southampton Central (SOU) a		2036		2042	2049				2112	2122		2136		2144	2149		2212	2218
Southampton Central (SOU) d		2037		2045	2051		2056			2124		2137		2145	2151			
Millbrook (Hants) (MBK) d		2040										2140						
Redbridge (RDB) d		2043a										2143a						
Totton (TTN) d							2101					2129						
Ashurst New Forest (ANF) d							2106					2134						
Beaulieu Road (BEU) d																		
Brockenhurst (BCU) a	3				2104		2116			2142					2206			
Brockenhurst (BCU) d	3	2042			2105	2112	2117			2143	2148				2207	2218		
Lymington Town (LYT) d		2050				2120					2156					2226		
Lymington Pier (LYP) a		2052				2122					2158					2228		
Lymington Pier (LYP)  d																		
Yarmouth (I.O.W.) (YMH)  a																		
Sway (SWY) d							2122				2148							
New Milton (NWM) d							2127				2153							
Hinton Admiral (HNA) d							2131				2157							
Christchurch (CHR) d							2136				2202							
Pokesdown (POK) d							2139				2206							
Bournemouth (BMH) a				2113	2120		2144				2210			2215	2221			
Bournemouth (BMH) d					2124						2212				2226			
Branksome (BSM) d					2129						2217				2231			
Parkstone (Dorset) (PKS) d					2132						2221				2234			
Poole (POO) a	4				2136						2226				2237			
Poole (POO) d	4				2137										2238			
Hamworthy (HAM) d					2142										2243			
Holton Heath (HOL) d																		
Wareham (WRM) d					2149										2250			
Wool (WOO) d					2155										2257			
Moreton (Dorset) (MTN) d					2201										2303			
Dorchester South (DCH) d					2209										2311			
Dorchester West (DCW) d														2251				
Upwey (UPW) d					2216									2300	2317			
Weymouth (WEY) a					2220									2305	2322			

NOTES (see introductory pages for explanation of train operator codes and standard symbols)

- a Arrival time
- d Departure time
- u Stops to pick up only
- D To Salisbury
- J From Manchester Piccadilly
- N From Bristol Temple Meads
- P To Westbury

London to Winchester, Fareham, Portsmouth, Southampton, Lymington, Yarmouth (IOW), Bournemouth and Weymouth

Saturdays

Operator Days of operation/Notes	SW	SW D	SW	XC J	SW	SW	SW D	SW	XC J	SW	SW	SW SUM	SW	SW SUM Q	SW SUM R	
1st Class/Reservations/Bus/Ferry Catering facilities	□	□	□	□◇ 卐	□	□	□	□	□◇ 卐	□	□	□	□	□	□	
London Waterloo (WAT)	15 d	2105		2109		2135	2205		2209		2235	2305		2335	0010	0105
Clapham Junction (CLJ)	10 d	2112u					2212u					2312u		2342u	0017u	0115
Woking (WOK)	d			2134		2200			2234		2300	2332		0003	0040	0149
Farnborough (Main) (FNB)	d			2144					2244					0014		0158s
Fleet (FLE)	d			2150					2250					0020		0204s
Reading (RDG)	7 d				2152					2252						
Basingstoke (BSK)	d	2148		2203	2211		2248		2303	2311		2352		0035	0100	0216s
Micheldever (MIC)	d			2213					2313			0002				
Winchester (WIN)	d	2205		2222	2227	2233	2305		2322	2327	2333	0011		0051	0116	0233s
Shawford (SHW)	d								2327			0016				
Romsey (ROM)	d		2207					2311								
Chandlers Ford (CFR)	d		2214					2318								
Eastleigh (ESL)	3 a		2220	2230				2324	2333			0022		0059	0124	0242s
Eastleigh (ESL)	3 d		2221	2231				2324	2333			0022		0100	0125	
Hedge End (HDE)	d			2237					2339				0030	0036s		
Botley (BOE)	d			2241					2343					0039s		
Fareham (FRM)	a			2248					2351					0047s		
Portchester (PTC)	a			2254					2357					0053s		
Cosham (CSA)	a			2259					0001					0057s		
Hilsea (HLS)	a			2304					0006							
Fratton (FTN)	a			2308					0010					0105s		
Portsmouth & Southsea (PMS)	a			2311					0014					0108		
Portsmouth Harbour (PMH)	a			2318					0018							
Southampton Airport Parkwy (SOA)	d	2214	2225		2236	2242	2314	2328		2335	2342	0026		0105	0129	0246s
Swaythling (SWG)	d		2227					2331								
St Denys (SDN)	d		2230					2335				0030s				0251s
Southampton Central (SOU)	a	2225	2235		2243	2251	2321	2340		2342	2349	0035		0112	0136	0256
Southampton Central (SOU)	d	2229	2237		2245	2252	2324	2342			2351	0037			0138	
Millbrook (Hants) (MBK)	d		2240						2344							
Redbridge (RDB)	d		2243a						2348a							
Totton (TTN)	d	2234					2329					0042s			0143s	
Ashurst New Forest (ANF)	d	2239					2334									
Beaulieu Road (BEU)	d															
Brockenhurst (BCU)	3 a	2247			2306	2342				0004	0053s				0154s	
Brockenhurst (BCU)	3 d	2248			2307	2343				0005						
Lymington Town (LYT)	d															
Lymington Pier (LYP)	a															
Lymington Pier (LYP)	d															
Yarmouth (I.O.W.) (YMH)	a															
Sway (SWY)	d	2253					2347									
New Milton (NWM)	d	2258					2352				0012s	0100s			0204s	
Hinton Admiral (HNA)	d	2302					2356									
Christchurch (CHR)	d	2307					0001				0019s	0107s			0211s	
Pokesdown (POK)	d	2311					0005				0023s	0111s			0215s	
Bournemouth (BMH)	a	2315			2318	2324	0009				0027	0115			0219	
Bournemouth (BMH)	d	2317				2327	0010				0029	0117				
Branksome (BSM)	d	2322				2332	0015				0034	0122s				
Parkstone (Dorset) (PKS)	d	2326				2335	0018				0037	0125s				
Poole (POO)	4 a	2330				2339	0023				0041	0128				
Poole (POO)	4 d					2340										
Hamworthy (HAM)	d					2345										
Holton Heath (HOL)	d															
Wareham (WRM)	d					2351										
Wool (WOO)	d					2358										
Moreton (Dorset) (MTN)	d					0004										
Dorchester South (DCH)	d					0012										
Dorchester West (DCW)	d															
Upwey (UPW)	d					0018										
Weymouth (WEY)	a					0023										

NOTES (see introductory pages for explanation of train operator codes and standard symbols)

- a Arrival time
- d Departure time
- s Stops to set down only
- u Stops to pick up only
- D To Salisbury
- J From Manchester Piccadilly
- Q Also calls at Wimbledon 0023
- R Also calls at Vauxhall 0109, Wimbledon 0127 and Surbiton 0135
- SUM Sunday mornings

London to Winchester, Fareham, Portsmouth, Southampton, Lymington, Yarmouth (IOW), Bournemouth and Weymouth

Sundays

Operator	SW	SW	SW	SW	GW	SW	SW	SW	SW	SW	SW	SW	SW	GW	SW	SW	SW	SW
Days of operation/Notes 1st Class/Reservations/Bus/Ferry	□	□	□	□	A	□	□	□	□	B	□	□	□	C	□	□	Z	D
London Waterloo (WAT) ⇄ 15 d													0753					0835
Clapham Junction (CLJ) 10 d													0803u					0845u
Woking (WOK) d													0828					0907
Farnborough (Main) (FNB) d																		
Fleet (FLE) d																		
Reading (RDG) 7 d																		
Basingstoke (BSK) d			0748										0848					0927
Micheldever (MIC) d			0758										0858					
Winchester (WIN) d			0807										0908					0944
Shawford (SHW) d			0812										0912					
Romsey (ROM) d													0835					0935
Chandlers Ford (CFR) d													0842					0942
Eastleigh (ESL) 3 a			0817										0847		0918			0948
Eastleigh (ESL) 3 d		0821	0824										0854	0922	0926			0954
Hedge End (HDE) d			0830												0932			
Botley (BOE) d			0834												0936			
Fareham (FRM) a			0841												0943			
Portchester (PTC) a			0847												0950			
Cosham (CSA) a			0852												0954			
Hilsea (HLS) a			0900												1000			
Fratton (FTN) a			0904												1011			
Portsmouth & Southsea (PMS) a			0908												1014			
Portsmouth Harbour (PMH) a			0920												1020			
Southampton Airport Parkwy (SOA) a		0825											0858	0927				0958
Swaythling (SWG) d													0901					1000
St Denys (SDN) d													0904					1003
Southampton Central (SOU) a		0832											0909	0934				1008
Southampton Central (SOU) d		0834				0903							0910	0935				1010
Millbrook (Hants) (MBK) d													0913					1012
Redbridge (RDB) d													0916a					1016a
Totton (TTN) d		0839													0941			
Ashurst New Forest (ANF) d		0844													0945			
Beaulieu Road (BEU) d		0848													0950			
Brockenhurst (BCU) 3 a		0854				0916									0956			1016
Brockenhurst (BCU) 3 d		0855	0859		0917		0929							0957	0959			1017
Lymington Town (LYT) d			0907				0937								1007			1029
Lymington Pier (LYP) a			0909				0939								1009			1037
Lymington Pier (LYP) a								1000										1039
Yarmouth (I.O.W.) (YMH) a								1040										1100
Sway (SWY) d		0900													1001			1140
New Milton (NWM) d		0905				0924									1006			
Hinton Admiral (HNA) d		0909													1010			1024
Christchurch (CHR) d		0914													1015			
Pokesdown (POK) d		0917													1019			
Bournemouth (BMH) a		0921				0934									1023			1034
Bournemouth (BMH) d	0839	0924					0939								1024			1039
Branksome (BSM) d	0844						0944											1044
Parkstone (Dorset) (PKS) d	0847						0947											1047
Poole (POO) 4 a	0850	0933					0950								1033			1050
Poole (POO) 4 d	0851						0951											1051
Hamworthy (HAM) d	0856						0956											1056
Holton Heath (HOL) d																		
Wareham (WRM) d	0903						1003											1103
Wool (WOO) d	0910						1010											1110
Moreton (Dorset) (MTN) d	0916						1016											1116
Dorchester South (DCH) d	0924						1024											1124
Dorchester West (DCW) d																		1029
Upwey (UPW) d	0931					1018	1032											1037
Weymouth (WEY) a	0935					1026	1036											1042
						1031												1135

NOTES (see introductory pages for explanation of train operator codes and standard symbols)

- a Arrival time
- d Departure time
- u Stops to pick up only
- A Runs from 31 March. From Westbury
- B From Salisbury to Salisbury
- C Runs until 24 March. From Westbury
- D To Salisbury
- Z Runs from 7 January

London to Winchester, Fareham, Portsmouth, Southampton, Lymington, Yarmouth (IOW), Bournemouth and Weymouth

Sundays

Operator	SW	SW	SW	XC	GW	SW	SW	SW	SW	SW	SW	SW	XC	SW	SW	SW	SW
Days of operation/Notes 1st Class/Reservations/Bus/Ferry Catering facilities	□	□	□	□◇ ⚓	E	□	□	⚓	D	□	□	□	□◇ ⚓	□	□	⚓	D
London Waterloo (WAT)	15 d	0853				0935					0953			1035			
Clapham Junction (CLJ)	10 d	0903u				0945u					1003u			1045u			
Woking (WOK)	d	0928				1007					1028			1107			
Farnborough (Main) (FNB)	d																
Fleet (FLE)	d																
Reading (RDG)	7 d			0952									1048				
Basingstoke (BSK)	d	0948		1011		1027					1048		1111	1127			
Micheldever (MIC)	d	0958									1058						
Winchester (WIN)	d	1008		1027		1044					1108		1127	1144			
Shawford (SHW)	d	1012									1112						
Romsey (ROM)	d								1035								1135
Chandlers Ford (CFR)	d								1042								1142
Eastleigh (ESL)	3 a	1018							1048		1118						1148
Eastleigh (ESL)	3 d	1022	1026						1054		1122	1126					1154
Hedge End (HDE)	d		1032									1132					
Botley (BOE)	d		1036									1136					
Fareham (FRM)	a		1043									1143					
Portchester (PTC)	a		1050									1150					
Cosham (CSA)	a		1054									1154					
Hilsea (HLS)	a		1100									1200					
Fratton (FTN)	a		1111									1209					
Portsmouth & Southsea (PMS)	a		1114									1213					
Portsmouth Harbour (PMH)	⚓ a		1120									1220					
Southampton Airport Parkwy (SOA)	← d	1027		1035		1053			1058	1127			1135	1153			1158
Swaythling (SWG)	d								1100								1200
St Denys (SDN)	d								1103								1203
Southampton Central (SOU)	a	1034		1042		1100			1108	1134			1143	1200			1208
Southampton Central (SOU)	d	1035		1050		1103			1110	1135			1150	1203			1210
Millbrook (Hants) (MBK)	d								1112								1212
Redbridge (RDB)	d								1116a								1216a
Totton (TTN)	d	1041									1141						
Ashurst New Forest (ANF)	d	1045									1145						
Beaulieu Road (BEU)	d	1050									1150						
Brockenhurst (BCU)	3 a	1056		1107		1116					1156			1216			
Brockenhurst (BCU)	3 d	1057	1059	1108		1117	1129				1157	1159		1217	1229		
Lymington Town (LYT)	d		1107				1137					1207			1237		
Lymington Pier (LYP)	a		1109				1139					1209			1239		
Lymington Pier (LYP)	⚓ d							1200									1300
Yarmouth (I.O.W.) (YMH)	⚓ a							1240									1340
Sway (SWY)	d	1101									1201						
New Milton (NWM)	d	1106				1124					1206			1224			
Hinton Admiral (HNA)	d	1110									1210						
Christchurch (CHR)	d	1115									1215						
Pokesdown (POK)	d	1119									1219						
Bournemouth (BMH)	a	1123		1126		1134					1223		1226	1234			
Bournemouth (BMH)	d	1124				1139					1224			1239			
Branksome (BSM)	d					1144								1244			
Parkstone (Dorset) (PKS)	d					1147								1247			
Poole (POO)	4 a	1133				1150					1233			1250			
Poole (POO)	4 d					1151								1251			
Hamworthy (HAM)	d					1156								1256			
Holton Heath (HOL)	d																
Wareham (WRM)	d					1203								1303			
Wool (WOO)	d					1210								1310			
Moreton (Dorset) (MTN)	d					1216								1316			
Dorchester South (DCH)	d					1224								1324			
Dorchester West (DCW)	d					1139											
Upwey (UPW)	d					1147	1231							1331			
Weymouth (WEY)	a					1152	1235							1335			

NOTES (see introductory pages for explanation of train operator codes and standard symbols)

- a Arrival time
- d Departure time
- u Stops to pick up only
- D To Salisbury
- E From Bristol Temple Meads
- F From Birmingham New Street
- Z Runs from 7 January

London to Winchester, Fareham, Portsmouth, Southampton, Lymington, Yarmouth (IOW), Bournemouth and Weymouth

Sundays

Operator	SW	SW	SW	XC	GW	SW	SW	SW	SW	SW	SW	SW	XC	SW	SW	SW	SW
Days of operation/Notes 1st Class/Reservations/Bus/Ferry Catering facilities	□	□	□	□◇ ⚓	H	□	□	⚓	D	□	□	□	□◇ ⚓	□	□	Z	D
London Waterloo (WAT)	15 d	1054				1135								1235			
Clapham Junction (CLJ)	10 d	1103u				1145u								1242u			
Woking (WOK)	d	1128				1207								1307			
Farnborough (Main) (FNB)	d																
Fleet (FLE)	d																
Reading (RDG)	7 d			1152									1252				
Basingstoke (BSK)	d	1148		1211		1227						1248	1311	1327			
Micheldever (MIC)	d	1158										1258					
Winchester (WIN)	d	1208		1227		1244						1308	1327	1344			
Shawford (SHW)	d	1212										1312					
Romsey (ROM)	d								1235								1335
Chandlers Ford (CFR)	d								1242								1342
Eastleigh (ESL)	3 a	1218							1248		1318						1348
Eastleigh (ESL)	3 d	1222	1226						1254		1322	1326					1354
Hedge End (HDE)	d		1232									1332					
Botley (BOE)	d		1236									1336					
Fareham (FRM)	a		1243									1343					
Portchester (PTC)	a		1250									1350					
Cosham (CSA)	a		1254									1354					
Hilsea (HLS)	a		1300									1400					
Fratton (FTN)	a		1309									1409					
Portsmouth & Southsea (PMS)	a		1313									1413					
Portsmouth Harbour (PMH)	⚓ a		1320									1420					
Southampton Airport Parkwy (SOA)	← d	1227		1235		1253			1258	1327			1335	1353			1358
Swaythling (SWG)	d								1300								1400
St Denys (SDN)	d								1303								1403
Southampton Central (SOU)	a	1234		1244		1300			1308	1334			1344	1400			1408
Southampton Central (SOU)	d	1235		1250		1303			1310	1335			1350	1403			1410
Millbrook (Hants) (MBK)	d								1312								1412
Redbridge (RDB)	d								1316a								1416a
Totton (TTN)	d	1241										1341					
Ashurst New Forest (ANF)	d	1245										1345					
Beaulieu Road (BEU)	d	1250										1350					
Brockenhurst (BCU)	3 a	1256				1316						1356		1416			
Brockenhurst (BCU)	3 d	1257	1259			1317	1329					1357	1359	1417	1429		
Lymington Town (LYT)	d		1307				1337						1407		1437		
Lymington Pier (LYP)	a		1309				1339						1409		1439		
Lymington Pier (LYP)	⚓ d							1400									1500
Yarmouth (I.O.W.) (YMH)	⚓ a							1440									1540
Sway (SWY)	d	1301										1401					
New Milton (NWM)	d	1306				1324						1406		1424			
Hinton Admiral (HNA)	d	1310										1410					
Christchurch (CHR)	d	1315										1415					
Pokesdown (POK)	d	1319										1419					
Bournemouth (BMH)	a	1323		1327		1334						1423	1427	1434			
Bournemouth (BMH)	d	1324				1339						1424		1439			
Branksome (BSM)	d					1344								1444			
Parkstone (Dorset) (PKS)	d					1347								1447			
Poole (POO)	4 a	1333				1350					1433			1450			
Poole (POO)	4 d					1351								1451			
Hamworthy (HAM)	d					1356								1456			
Holton Heath (HOL)	d																
Wareham (WRM)	d					1403								1503			
Wool (WOO)	d					1410								1510			
Moreton (Dorset) (MTN)	d					1416								1516			
Dorchester South (DCH)	d					1424								1524			
Dorchester West (DCW)	d					1348											
Upwey (UPW)	d					1356	1431							1531			
Weymouth (WEY)	a					1401	1435							1535			

NOTES (see introductory pages for explanation of train operator codes and standard symbols)

- a Arrival time
- d Departure time
- u Stops to pick up only
- D To Salisbury
- G From Manchester Piccadilly
- H Runs from 31 March. From Swindon
- Z Runs from 7 January

London to Winchester, Fareham, Portsmouth, Southampton, Lymington, Yarmouth (IOW), Bournemouth and Weymouth

Sundays









Operator	SW	SW	SW	XC	GW	SW	SW	SW	SW	SW	SW	SW	XC	SW	SW	SW	SW
Days of operation/Notes 1st Class/Reservations/Bus/Ferry Catering facilities	□	□	□	□◇ ⚓	J	□	□	⚓	D	□	□	□	□◇ ⚓	□	□	Z	D
London Waterloo (WAT) ⚓	d	1254				1335						1354			1435		
Clapham Junction (CLJ)	d	1303u				1342u						1403u			1442u		
Woking (WOK)	d	1328				1407						1428			1507		
Farnborough (Main) (FNB)	d																
Fleet (FLE)	d																
Reading (RDG)	d			1352									1452				
Basingstoke (BSK)	d	1347		1411		1427						1447		1510	1527		
Micheldever (MIC)	d	1357										1457					
Winchester (WIN)	d	1407		1427		1444						1507		1527	1544		
Shawford (SHW)	d	1411										1511					
Romsey (ROM)	d								1435								1535
Chandlers Ford (CFR)	d								1442								1542
Eastleigh (ESL)	a	1417							1448		1517						1548
Eastleigh (ESL)	d	1420	1426						1454	1520	1526						1554
Hedge End (HDE)	d		1432														
Botley (BOE)	d		1436														
Fareham (FRM)	a		1443														
Portchester (PTC)	a		1450														
Cosham (CSA)	a		1454														
Hilsea (HLS)	a		1500														
Fratton (FTN)	a		1509														
Portsmouth & Southsea (PMS)	a		1513														
Portsmouth Harbour (PMH) ⚓	a		1520														
Southampton Airport Parkwy (SOA) ⚓	d	1425		1435		1453			1458	1525			1535	1553			1558
Swaythling (SWG)	d								1500								1600
St Denys (SDN)	d								1503								1603
Southampton Central (SOU)	a	1432		1442		1500			1508	1532			1544	1600			1608
Southampton Central (SOU)	d	1433		1450		1503			1510	1533			1550	1603			1610
Millbrook (Hants) (MBK)	d								1512								1612
Redbridge (RDB)	d								1516a								1616a
Totton (TTN)	d	1439										1539					
Ashurst New Forest (ANF)	d	1443										1543					
Beaulieu Road (BEU)	d	1448										1548					
Brockenhurst (BCU)	a	1454				1516						1554			1616		
Brockenhurst (BCU)	d	1455	1459			1517	1529					1555	1559	1617	1629		
Lymington Town (LYT)	d		1507				1537						1607		1637		
Lymington Pier (LYP)	a		1509				1539						1609		1639		
Lymington Pier (LYP) ⚓	d							1600									1700
Yarmouth (I.O.W.) (YMH) ⚓	a							1640									1740
Sway (SWY)	d	1459										1559					
New Milton (NWM)	d	1504				1524						1604			1624		
Hinton Admiral (HNA)	d	1508										1608					
Christchurch (CHR)	d	1513										1613					
Pokesdown (POK)	d	1517										1617					
Bournemouth (BMH)	a	1521		1525		1534						1621		1625	1634		
Bournemouth (BMH)	d	1522				1539						1622			1639		
Branksome (BSM)	d					1544									1644		
Parkstone (Dorset) (PKS)	d					1547									1647		
Poole (POO)	a	1531				1550						1631			1650		
Poole (POO)	d					1551									1651		
Hamworthy (HAM)	d					1556									1656		
Holton Heath (HOL)	d																
Wareham (WRM)	d					1603									1703		
Wool (WOO)	d					1610									1710		
Moreton (Dorset) (MTN)	d					1616									1716		
Dorchester South (DCH)	d					1624									1724		
Dorchester West (DCW)	d					1543											
Upwey (UPW)	d					1552	1631								1731		
Weymouth (WEY)	a					1557	1635								1735		

NOTES (see introductory pages for explanation of train operator codes and standard symbols)

- a Arrival time
- d Departure time
- u Stops to pick up only
- D To Salisbury
- G From Manchester Piccadilly
- J From Swindon
- Z Runs from 7 January

London to Winchester, Fareham, Portsmouth, Southampton, Lymington, Yarmouth (IOW), Bournemouth and Weymouth

Sundays

Operator	SW	SW	SW	XC	SW	SW	SW	SW	SW	SW	SW	SW	XC	SW	SW	SW	SW
Days of operation/Notes 1st Class/Reservations/Bus/Ferry Catering facilities	□	□	□	□◇ ⚓	□	□ D	□	□ ⚓	□	□	□	□	□◇ ⚓	□	□ D	□	□
London Waterloo (WAT)  15 d	1454				1535				1550	1605				1635			1650
Clapham Junction (CLJ) 10 d	1503u				1542u				1558u	1612u				1642u			1658u
Woking (WOK) d	1528				1607				1621	1637				1707			1721
Farnborough (Main) (FNB) d									1632								1732
Fleet (FLE) d																	
Reading (RDG) 7 d				1552									1653				
Basingstoke (BSK) d	1547			1611	1627				1647	1657			1711	1727			1747
Micheldever (MIC) d	1558								1657								1757
Winchester (WIN) d	1607			1627	1644				1707	1714			1727	1744			1807
Shawford (SHW) d	1612								1712								1812
Romsey (ROM) d						1635											1735
Chandlers Ford (CFR) d						1642											1742
Eastleigh (ESL) 3 a	1617					1648			1717	1722				1748			1817
Eastleigh (ESL) 3 d	1621	1626				1654			1726	1723						1754	1826
Hedge End (HDE) d		1632															
Botley (BOE) d		1636															
Fareham (FRM) a		1643															
Portchester (PTC) a		1650															
Cosham (CSA) a		1654															
Hilsea (HLS) a		1700															
Fratton (FTN) a		1709															
Portsmouth & Southsea (PMS) a		1713															
Portsmouth Harbour (PMH)  a		1720															
Southampton Airport Parkwy (SOA)  d	1625			1635	1653	1658				1727			1735	1753	1758		
Swaythling (SWG) d						1700									1800		
St Denys (SDN) d						1703									1803		
Southampton Central (SOU) a	1632			1642	1700	1708				1734			1744	1800	1808		
Southampton Central (SOU) d	1634			1650	1703	1710				1736			1750	1803	1810		
Millbrook (Hants) (MBK) d						1712									1812		
Redbridge (RDB) d						1716a									1816a		
Totton (TTN) d	1639																
Ashurst New Forest (ANF) d	1644																
Beaulieu Road (BEU) d	1648																
Brockenhurst (BCU) 3 a	1654				1716										1816		
Brockenhurst (BCU) 3 d	1655	1659			1717		1729			1757		1759		1817		1829	
Lymington Town (LYT) d		1707					1737					1807			1837		
Lymington Pier (LYP) a		1709					1739					1809			1839		
Lymington Pier (LYP)  d								1800									
Yarmouth (I.O.W.) (YMH)  a								1840									
Sway (SWY) d	1700																
New Milton (NWM) d	1705				1724										1824		
Hinton Admiral (HNA) d	1709																
Christchurch (CHR) d	1714																
Pokesdown (POK) d	1717																
Bournemouth (BMH) a	1721			1725	1734								1827	1834			
Bournemouth (BMH) d	1723				1739										1839		
Branksome (BSM) d					1744										1844		
Parkstone (Dorset) (PKS) d					1747										1847		
Poole (POO) 4 a	1732				1750						1833				1850		
Poole (POO) 4 d					1751										1851		
Hamworthy (HAM) d					1756										1856		
Holton Heath (HOL) d																	
Wareham (WRM) d					1803										1903		
Wool (WOO) d					1810										1910		
Moreton (Dorset) (MTN) d					1818										1916		
Dorchester South (DCH) d					1826										1924		
Dorchester West (DCW) d																	
Upwey (UPW) d					1832										1931		
Weymouth (WEY) a					1837										1935		

NOTES (see introductory pages for explanation of train operator codes and standard symbols)

- a Arrival time
- d Departure time
- u Stops to pick up only
- D To Salisbury
- G From Manchester Piccadilly

London to Winchester, Fareham, Portsmouth, Southampton, Lymington, Yarmouth (IOW), Bournemouth and Weymouth

Sundays






Operator	SW	SW	SW	XC	GW	SW	SW	SW	SW	SW	SW	SW	SW	XC	SW	SW	SW
Days of operation/Notes 1st Class/Reservations/Bus/Ferry Catering facilities	□	□	□	□◇ ⚓	E	□	D	□	Y ⚓	□	□	□	□	□◇ ⚓	□	D	□
London Waterloo (WAT)	1705					1735				1750	1805				1835		
Clapham Junction (CLJ)	1712u					1742u				1758u	1812u				1842u		
Woking (WOK)	1737					1807				1821	1837				1907		
Farnborough (Main) (FNB)										1832							
Fleet (FLE)																	
Reading (RDG)				1752										1852			
Basingstoke (BSK)	1757			1811		1827				1847	1857			1911	1927		
Micheldever (MIC)										1857							
Winchester (WIN)	1814			1827		1844				1907	1914			1927	1944		
Shawford (SHW)										1912							
Romsey (ROM)								1835									1935
Chandlers Ford (CFR)								1842									1942
Eastleigh (ESL)	3 a 1822	←						1848			1917	1922	←				1948
Eastleigh (ESL)	3 d 1823	1826						1854			1926	1923	1926				1954
Hedge End (HDE)		1832									←		1932				
Botley (BOE)		1836											1936				
Fareham (FRM)		1843											1943				
Portchester (PTC)		1850											1950				
Cosham (CSA)		1854											1954				
Hilsea (HLS)		1900											2005				
Fratton (FTN)		1909											2009				
Portsmouth & Southsea (PMS)		1913											2013				
Portsmouth Harbour (PMH)		1920											2020				
Southampton Airport Parkwy (SOA)	← d 1827			1835		1854	1858					1927		1936	1954	1958	
Swaythling (SWG)							1900									2000	
St Denys (SDN)							1903									2003	
Southampton Central (SOU)	a 1834			1842		1901	1908					1934		1947	2001	2008	
Southampton Central (SOU)	d 1836			1850		1905	1910					1936		1950	2003	2010	
Millbrook (Hants) (MBK)							1912									2012	
Redbridge (RDB)							1916a									2016a	
Totton (TTN)	d 1841											1941					
Ashurst New Forest (ANF)	d 1846											1946					
Beaulieu Road (BEU)	d 1850											1950					
Brockenhurst (BCU)	3 a 1856			1903		1918						1956			2016		
Brockenhurst (BCU)	3 d 1857		1859	1910		1919		1929				1957		1959		2017	2029
Lymington Town (LYT)			1907					1937						2007			2037
Lymington Pier (LYP)			1909					1939						2009			2039
Lymington Pier (LYP)										2000							
Yarmouth (I.O.W.) (YMH)										2040							
Sway (SWY)	d 1901											2001					
New Milton (NWM)	d 1906					1925						2006			2023		
Hinton Admiral (HNA)	d 1910											2010					
Christchurch (CHR)	d 1915											2015					
Pokesdown (POK)	d 1919											2019					
Bournemouth (BMH)	a 1923			1926		1936						2023		2027	2034		
Bournemouth (BMH)	d 1924					1940						2024				2039	
Branksome (BSM)						1945										2044	
Parkstone (Dorset) (PKS)						1948										2047	
Poole (POO)	4 a 1933					1951						2033				2050	
Poole (POO)	4 d					1952										2051	
Hamworthy (HAM)						1957										2056	
Holton Heath (HOL)																	
Wareham (WRM)						2004										2103	
Wool (WOO)						2011										2110	
Moreton (Dorset) (MTN)						2017										2117	
Dorchester South (DCH)						2025										2125	
Dorchester West (DCW)						1952											
Upwey (UPW)						2000	2032									2132	
Weymouth (WEY)						2005	2036									2136	

NOTES (see introductory pages for explanation of train operator codes and standard symbols)

- a Arrival time
- d Departure time
- u Stops to pick up only
- D To Salisbury
- E From Bristol Temple Meads
- G From Manchester Piccadilly
- Y Runs until 17 December

London to Winchester, Fareham, Portsmouth, Southampton, Lymington, Yarmouth (IOW), Bournemouth and Weymouth

Sundays

Operator	SW	SW	SW	SW	XC G 1◇ ⚡	SW	SW D 1	SW	SW	SW	SW	SW	XC G 1◇ ⚡	GW K	GW E	SW	SW L 1
Days of operation/Notes 1st Class/Reservations/Bus/Ferry Catering facilities	1	1	1	1	1	1	1	1	1	1	1	1	1	1	1	1	1
London Waterloo (WAT)  15 d	1850	1905				1935			1950	2005						2035	
Clapham Junction (CLJ) 10 d	1858u	1912u				1942u			1958u	2012u						2042u	
Woking (WOK) d	1921	1937				2007			2021	2037						2107	
Farnborough (Main) (FNB) d	1932								2032								
Fleet (FLE) d																	
Reading (RDG) 7 d					1952								2052				
Basingstoke (BSK) d	1947	1957			2011	2027			2047	2057			2111			2127	
Micheldever (MIC) d	1957								2057								
Winchester (WIN) d	2007	2014			2027	2044			2107	2114			2127			2144	
Shawford (SHW) d	2012								2112								
Romsey (ROM) d							2035							2111			2135
Chandlers Ford (CFR) d							2042										2142
Eastleigh (ESL) 3 a	2017	2022	←				2049		2119	2122	←			2138			2148
Eastleigh (ESL) 3 d	2026	2023	2026				2054		2126	2123	2126	2126			2144		2154
Hedge End (HDE) d	←		2032						←		2132	2132			2150		
Botley (BOE) d			2036								2136	2136			2155		
Fareham (FRM) a			2043								2143	2143			2202		
Portchester (PTC) a			2050								2150	2150					
Cosham (CSA) a			2054								2154	2154					
Hilsea (HLS) a			2100								2200	2200					
Fratton (FTN) a			2109								2209	2209		2219			
Portsmouth & Southsea (PMS) a			2113								2213	2213		2223			
Portsmouth Harbour (PMH)  a			2120								2220	2220		2228			
Southampton Airport Parkwy (SOA)  d		2027			2038c	2054	2058			2127			2135			2153	2158
Swaythling (SWG) d							2100										2201
St Denys (SDN) d							2103										2204
Southampton Central (SOU) a		2034			2045	2101	2108			2134			2142			2200	2209
Southampton Central (SOU) d		2036			2050	2103	2111			2136			2150			2203	2210
Millbrook (Hants) (MBK) d							2113										2213
Redbridge (RDB) d							2117a										2216a
Totton (TTN) d		2041									2141	2141					
Ashurst New Forest (ANF) d		2046									2146	2146					
Beaulieu Road (BEU) d		2050									2150	2150					
Brockenhurst (BCU) 3 a		2056				2116					2156	2156				2216	
Brockenhurst (BCU) 3 d		2057		2059		2117		2129		2157		2159				2217	
Lymington Town (LYT) d				2107				2137				2207					
Lymington Pier (LYP) a				2109				2139				2209					
Lymington Pier (LYP)  d																	
Yarmouth (I.O.W.) (YMH)  a																	
Sway (SWY) d		2101									2201	2201					
New Milton (NWM) d		2106				2124					2206	2206				2224	
Hinton Admiral (HNA) d		2110									2210	2210					
Christchurch (CHR) d		2115									2215	2215					
Pokesdown (POK) d		2119									2219	2219					
Bournemouth (BMH) a		2123		2126	2134						2223	2223	2226			2234	
Bournemouth (BMH) d		2124			2139						2224	2224				2239	
Branksome (BSM) d					2144											2244	
Parkstone (Dorset) (PKS) d					2147											2247	
Poole (POO) 4 a		2133			2150						2233	2233				2250	
Poole (POO) 4 d					2151											2251	
Hamworthy (HAM) d					2156											2256	
Holton Heath (HOL) d																	
Wareham (WRM) d					2203											2303	
Wool (WOO) d					2210											2310	
Moreton (Dorset) (MTN) d					2216											2316	
Dorchester South (DCH) d					2224											2324	
Dorchester West (DCW) d															2255		
Upwey (UPW) d					2231										2304	2331	
Weymouth (WEY) a					2236										2309	2336	

NOTES (see introductory pages for explanation of train operator codes and standard symbols)

- a Arrival time
- d Departure time
- u Stops to pick up only
- c Arrives 3 minutes earlier
- D To Salisbury
- E From Bristol Temple Meads
- G From Manchester Piccadilly
- K From Bristol Temple Meads to Portsmouth Harbour
- L To Romsey

London to Winchester, Fareham, Portsmouth, Southampton, Lymington, Yarmouth (IOW), Bournemouth and Weymouth

Sundays

Operator	SW	SW	SW	XC	SW	SW	SW	SW	SW	SW	SW	SW	SW	SW
Days of operation/Notes 1st Class/Reservations/Bus/Ferry Catering facilities	1	1	1	G 1 ◇ ⚓	1	D 1	1	1	1	1	1	1	1	MM MM 1
London Waterloo (WAT)	15 d	2050	2105		2135		2150	2205		2250	2305			0010
Clapham Junction (CLJ)	10 d	2058u	2112u		2142u		2158u	2212u		2258u	2312u			0017u
Woking (WOK)	d	2121	2137		2207		2221	2237		2321	2337			0042
Farnborough (Main) (FNB)	d	2132						2232		2332				
Fleet (FLE)	d													
Reading (RDG)	7 d			2152										
Basingstoke (BSK)	d	2147	2157	2210	2227		2247	2257		2347	2357			0101
Micheldever (MIC)	d	2157					2257			2357				
Winchester (WIN)	d	2207	2214	2225	2244		2307	2314		0007	0014			0118
Shawford (SHW)	d	2212					2312			0012				
Romsey (ROM)	d					2235								
Chandlers Ford (CFR)	d					2242								
Eastleigh (ESL)	3 a	2217	2222	←		2248	2317	2322	←	0017	0023	←		0126
Eastleigh (ESL)	3 d	2226	2223	2226			2254	2326	2323	2326	0030	0024	0030	0127
Hedge End (HDE)	d	←		2232				←		2332	←		0036s	
Botley (BOE)	d			2236						2336			0039s	
Fareham (FRM)	a			2243						2343			0047s	
Portchester (PTC)	a			2250						2350			0053s	
Cosham (CSA)	a			2254						2354			0057s	
Hilsea (HLS)	a			2300						0002				
Fratton (FTN)	a			2308						0007			0105s	
Portsmouth & Southsea (PMS)	a			2312						0010			0108s	
Portsmouth Harbour (PMH)	a			2316						0014			0112	
Southampton Airport Parkwy (SOA)	← d		2227		2235	2253	2258		2327			0028		0132
Swaythling (SWG)	d						2300							
St Denys (SDN)	d						2303					0032s		
Southampton Central (SOU)	a		2234	2242	2300	2308		2334				0037		0139
Southampton Central (SOU)	d		2236		2303	2310		2336				0040		
Millbrook (Hants) (MBK)	d						2312							
Redbridge (RDB)	d						2316a							
Totton (TTN)	d		2241						2341				0045s	
Ashurst New Forest (ANF)	d		2246						2346					
Beaulieu Road (BEU)	d													
Brockenhurst (BCU)	3 a		2254		2316			2354				0056s		
Brockenhurst (BCU)	3 d		2257		2317			2355						
Lymington Town (LYT)	d													
Lymington Pier (LYP)	a													
Lymington Pier (LYP)	d													
Yarmouth (I.O.W.) (YMH)	a													
Sway (SWY)	d		2301					2359						
New Milton (NWM)	d		2306		2324			0004				0104s		
Hinton Admiral (HNA)	d		2310					0008						
Christchurch (CHR)	d		2315					0013				0111s		
Pokesdown (POK)	d		2319					0017				0115s		
Bournemouth (BMH)	a		2323		2334			0021				0119		
Bournemouth (BMH)	d		2324		2339			0022				0120		
Branksome (BSM)	d				2344			0027				0125s		
Parkstone (Dorset) (PKS)	d				2347			0030				0128s		
Poole (POO)	4 a		2333		2350			0034				0132		
Poole (POO)	4 d				2351									
Hamworthy (HAM)	d				2356									
Holton Heath (HOL)	d													
Wareham (WRM)	d				0003									
Wool (WOO)	d				0010									
Moreton (Dorset) (MTN)	d				0016									
Dorchester South (DCH)	d				0024									
Dorchester West (DCW)	d													
Upwey (UPW)	d				0030									
Weymouth (WEY)	a				0035									

NOTES (see introductory pages for explanation of train operator codes and standard symbols)

- a Arrival time
- d Departure time
- s Stops to set down only
- u Stops to pick up only
- D To Salisbury
- G From Manchester Piccadilly
- M Also calls at Wimbledon 0023
- MM Monday mornings

Weymouth, Bournemouth, Yarmouth (IOW), Lymington, Southampton, Portsmouth and Fareham to Winchester and London

Mondays to Fridays

Operator	SW	XC	SW	SW	SW	XC	SW	SW	SW	SW	SW	SW	SW	SW	SW	XC	SW
Days of operation/Notes	1	A	B	1	1	A	D	1	C	D	E	1	1	1	1	A	1
1st Class/Reservations/Bus/Ferry	1	1	1	1	1	1	1	1	1	1	1	1	1	1	1	1	1
Catering facilities	1	1	1	1	1	1	1	1	1	1	1	1	1	1	1	1	1
Weymouth (WEY)	d																
Upwey (UPW)	d																
Dorchester West (DCW)	a																
Dorchester South (DCH)	d																
Moreton (Dorset) (MTN)	d																
Wool (WOO)	d																
Wareham (WRM)	d																
Holton Heath (HOL)	d																
Hamworthy (HAM)	d																
Poole (POO)	4 a																
Poole (POO)	4 d			0500	0523			0540						0555			
Parkstone (Dorset) (PKS)	d			0504	0527			0544						0559			
Branksome (BSM)	d			0507	0530			0547						0602			
Bournemouth (BMH)	a			0512	0535			0553						0607			
Bournemouth (BMH)	d			0515	0537			0555						0611		0630	
Pokesdown (POK)	d			0519	0541									0615			
Christchurch (CHR)	d			0523	0545									0619			
Hinton Admiral (HNA)	d				0550									0624			
New Milton (NWM)	d			0530	0554									0628			
Sway (SWY)	d				0559									0633			
Yarmouth (I.O.W.) (YMH)	d																
Lymington Pier (LYP)	a																
Lymington Pier (LYP)	d												0614				0644
Lymington Town (LYT)	d												0616				0646
Brockenhurst (BCU)	3 a			0536	0604			0610					0625	0638			0655
Brockenhurst (BCU)	3 d			0537				0611						0640			
Beaulieu Road (BEU)	d																
Ashurst New Forest (ANF)	d													0648			
Totton (TTN)	d			0548				0622						0653			
Redbridge (RDB)	d							0612									
Millbrook (Hants) (MBK)	d							0615									
Southampton Central (SOU)	a			0554				0618	0628		←			0658		0702	
Southampton Central (SOU)	d	0452	0515		0555		0615	0633	0630			0633	0643		0700		0715
St Denys (SDN)	d	0457						←				0639	0649				
Swaythling (SWG)	d	0500										0642	0652				
Southampton Airport Parkway (SOA) ←	d	0503	0523		0603		0623		0638			0645	0655		0708		0723
Portsmouth Harbour (PMH)	d			0500						0550						0624	
Portsmouth & Southsea (PMS)	d			0505						0555						0629	
Fratton (FTN)	d			0509						0559						0633	
Hilsea (HLS)	d			0513						0603						0637	
Cosham (CSA)	d			0519						0608						0643	
Portchester (PTC)	d			0523						0613						0648	
Fareham (FRM)	d			0529						0620						0655	
Botley (BOE)	d			0537						0629						0703	
Hedge End (HDE)	d			0541						0634						0707	
Eastleigh (ESL)	3 a	0506		0547	0607					0642	0649	0659				0713	
Eastleigh (ESL)	3 d	0507		0549	0608					0643	0650	0659				0715	
Chandlers Ford (CFR)	d										0655						
Romsey (ROM)	a										0703						
Shawford (SHW)	d	0513		0555						0649		0705					
Winchester (WIN)	d	0519	0531	0601	0618		0633		0647	0655		0711		0718	0725	0731	
Micheldever (MIC)	d	0527		0610						0703					0733		
Basingstoke (BSK)	a	0538	0546	0621	0635		0650		0704	0714		0727		0734	0744	0746	
Reading (RDG)	7 a		0606				0708										0809
Fleet (FLE)	a	0550		0639								0749					
Farnborough (Main) (FNB)	a	0556		0645								0755					
Woking (WOK)	a	0605		0657	0655					0734		0808			0805		
Clapham Junction (CLJ)	10 a	0625			0716												
London Waterloo (WAT)	15 a	0634		0731	0727				0747	0804		0838		0819	0836		

NOTES (see introductory pages for explanation of train operator codes and standard symbols)

- a Arrival time
- d Departure time
- A To Manchester Piccadilly
- B Also calls at Hook 0630, Winchfield 0634 and Brookwood 0652
- C Also calls at Surbiton 0746
- D From Salisbury
- E Also calls at Hook 0740, Winchfield 0744 and Brookwood 0802

Weymouth, Bournemouth, Yarmouth (IOW), Lymington, Southampton, Portsmouth and Fareham to Winchester and London

Mondays to Fridays

Operator	SW	SW	SW	SW	SW	SW	SW	SW	SW	SW	SW	SW	SW	SW	SW	SW	SW
Days of operation/Notes 1st Class/Reservations/Bus/Ferry Catering facilities	□	□	□	D	F	Y	□	□	□	G	□	A	Z	□	□	□	□
Weymouth (WEY)	d	0555								0625	0638						0655
Upwey (UPW)	d	0559								0629	0643						0659
Dorchester West (DCW)	a										0651						
Dorchester South (DCH)	d	0607								0637							0707
Moreton (Dorset) (MTN)	d	0614								0644							0714
Wool (WOO)	d	0620								0650							0720
Wareham (WRM)	d	0627								0657							0727
Holton Heath (HOL)	d	0631															0731
Hamworthy (HAM)	d	0636								0704							0736
Poole (POO)	4 a	0640								0708							0740
Poole (POO)	4 d	0641								0650	0711						0720 0741
Parkstone (Dorset) (PKS)	d	0645								0654	0715						0724 0745
Branksome (BSM)	d	0649								0657	0719						0727 0749
Bournemouth (BMH)	a	0654								0702	0724						0732 0754
Bournemouth (BMH)	d	0634	0656							0704	0726		0731				0734 0756
Pokesdown (POK)	d	0638								0708							0738
Christchurch (CHR)	d	0642								0712							0742
Hinton Admiral (HNA)	d	0647								0717							0747
New Milton (NWM)	d	0651								0721							0751
Sway (SWY)	d	0656								0726							0756
Yarmouth (I.O.W.) (YMH)	d						0620						0700				
Lymington Pier (LYP)	a						0700						0740				
Lymington Pier (LYP)	d							0714							0744		
Lymington Town (LYT)	d							0716							0746		
Brockenhurst (BCU)	3 a	0701						0725	0731					0755	0801	0810	
Brockenhurst (BCU)	3 d	0702							0733						0802	0811	
Beaulieu Road (BEU)	d														0807		
Ashurst New Forest (ANF)	d	0710								0741					0811		
Totton (TTN)	d	0715								0746					0816		
Redbridge (RDB)	d			0724													
Millbrook (Hants) (MBK)	d			0728													
Southampton Central (SOU)	a	0721	0725	0731						0752	0756		0802		0822	0826	
Southampton Central (SOU)	d	0730		0735	0738					0800			0815		0830		
St Denys (SDN)	d			0740	0743												
Swaythling (SWG)	d			0743	0746												
Southampton Airport Parkway (SOA)	← d	0738		0746	0750					0808			0823		0838		
Portsmouth Harbour (PMH)	d		0650									0724					0754
Portsmouth & Southsea (PMS)	d		0655									0729					0758
Fratton (FTN)	d		0659									0733					0802
Hilsea (HLS)	d		0703									0737					0806
Cosham (CSA)	d		0709									0742					0812
Portchester (PTC)	d		0713									0747					0816
Fareham (FRM)	d		0720									0753					0822
Botley (BOE)	d		0728									0801					0831
Hedge End (HDE)	d		0733									0805					0835
Eastleigh (ESL)	3 a		0741	0749	0753							0812					0842
Eastleigh (ESL)	3 d		0743	0750	0755							0812					0843
Chandlers Ford (CFR)	d			0755													
Romsey (ROM)	a			0803													
Shawford (SHW)	d		0749		0801							0818					0850
Winchester (WIN)	d	0748	0755		0807					0818		0823a	0831		0848		0856
Micheldever (MIC)	d		0803														0904
Basingstoke (BSK)	a		0814		0823					0834			0846				0914
Reading (RDG)	7 a												0907				
Fleet (FLE)	a		0826		0842												0926
Farnborough (Main) (FNB)	a		0832		0847												0932
Woking (WOK)	a		0842		0903					0854					0922		0942
Clapham Junction (CLJ)	10 a									0915					0942		
London Waterloo (WAT)	15 a	0848	0909		0938					0926					0953		1009

NOTES (see introductory pages for explanation of train operator codes and standard symbols)

- a Arrival time
- d Departure time
- A To Manchester Piccadilly
- D From Salisbury
- F Also calls at Hook 0832, Winchfield 0836, Brookwood 0857 and Surbiton 0916
- G To Gloucester
- Y Runs until 29 December
- Z Runs from 2 January

Weymouth, Bournemouth, Yarmouth (IOW), Lymington, Southampton, Portsmouth and Fareham to Winchester and London

Mondays to Fridays

Operator	SW D	SW Y	SW	SW	SW	SW	SW	XC A	SN H	GW G	SW Z	SW	SW	SW	SW	SW D	SW
Days of operation/Notes 1st Class/Reservations/Bus/Ferry Catering facilities																	
Weymouth (WEY)	d						0724			0733					0755		
Upwey (UPW)	d						0728			0738					0759		
Dorchester West (DCW)	a									0746							
Dorchester South (DCH)	d						0736								0807		
Moreton (Dorset) (MTN)	d						0742								0814		
Wool (WOO)	d						0748								0820		
Wareham (WRM)	d						0755								0827		
Holton Heath (HOL)	d						0759								0830		
Hamworthy (HAM)	d						0804								0835		
Poole (POO)	4 a						0808								0840		
Poole (POO)	4 d					0804	0809								0841		
Parkstone (Dorset) (PKS)	d					0808	0813								0845		
Branksome (BSM)	d					0811	0817								0848		
Bournemouth (BMH)	a					0816	0822								0854		
Bournemouth (BMH)	d				0802	0818		0823	0840						0856		
Pokesdown (POK)	d				0806	0821		0827									
Christchurch (CHR)	d				0810	0825		0831									
Hinton Admiral (HNA)	d				0815			0836									
New Milton (NWM)	d				0819	0832		0840									
Sway (SWY)	d				0824			0845									
Yarmouth (I.O.W.) (YMH)	d		0730								0800						
Lymington Pier (LYP)	a		0810								0840						
Lymington Pier (LYP)	d			0814								0844					0914
Lymington Town (LYT)	d			0816								0846					0916
Brockenhurst (BCU)	3 a			0825	0829	0839		0849				0855		0910			0925
Brockenhurst (BCU)	3 d				0830	0840		0850						0911			
Beaulieu Road (BEU)	d				0835												
Ashurst New Forest (ANF)	d				0839			0858									
Totton (TTN)	d				0844			0903					0903				
Redbridge (RDB)	d	0824															0924
Millbrook (Hants) (MBK)	d	0828															0928
Southampton Central (SOU)	a	0831			0854	0858		0913					0918	0926			0932
Southampton Central (SOU)	d	0835			0902	0900	0902		0915	0926				0930			0935
St Denys (SDN)	d	0840					0907										0940
Swaythling (SWG)	d	0843					0910										0943
Southampton Airport Parkway (SOA)	d	0846				0908	0913		0923	0934				0938			0946
Portsmouth Harbour (PMH)	d																0859
Portsmouth & Southsea (PMS)	d																0904
Fratton (FTN)	d																0908
Hilsea (HLS)	d																0912
Cosham (CSA)	d																0917
Portchester (PTC)	d																0922
Fareham (FRM)	d																0928
Botley (BOE)	d																0935
Hedge End (HDE)	d																0940
Eastleigh (ESL)	3 a	0850					0916									0946	0950
Eastleigh (ESL)	3 d	0850					0917									0947	0950
Chandlers Ford (CFR)	d	0855															0955
Romsey (ROM)	a	0903															1003
Shawford (SHW)	d						0922										
Winchester (WIN)	d				0918	0927a		0933					0948		0956		
Micheldever (MIC)	d														1006		
Basingstoke (BSK)	a				0936			0948							1016		
Reading (RDG)	7 a							1010									
Fleet (FLE)	a																1027
Farnborough (Main) (FNB)	a																1033
Woking (WOK)	a				0955								1021		1043		
Clapham Junction (CLJ)	10 a					1015											
London Waterloo (WAT)	15 a					1024								1049	1109		

NOTES (see introductory pages for explanation of train operator codes and standard symbols)

- a Arrival time
- d Departure time
- A To Manchester Piccadilly
- D From Salisbury
- G To Gloucester
- H To Brighton
- Y Runs until 29 December
- Z Runs from 2 January

Weymouth, Bournemouth, Yarmouth (IOW), Lymington, Southampton, Portsmouth and Fareham to Winchester and London

Mondays to Fridays

Operator	SW	SW	SW	SW	XC	SW	SW	SW	SW	SW	SW	SW	SW	SW	SW	SW	SW	GW
Days of operation/Notes 1st Class/Reservations/Bus/Ferry Catering facilities	□	□	□	□	A □◇ ♠	Y ☞	Z ☞	□	□	□	D □	□	□	□	□	□	□	G
Weymouth (WEY)	d		0820							0903						0920		0930
Upwey (UPW)	d		0824													0924		0935
Dorchester West (DCW)	a																	0943
Dorchester South (DCH)	d		0833							0913								0933
Moreton (Dorset) (MTN)	d		0839															0939
Wool (WOO)	d		0845															0945
Wareham (WRM)	d		0853							0928								0953
Holton Heath (HOL)	d		0856															0956
Hamworthy (HAM)	d		0901							0935								1001
Poole (POO)	4 a		0906							0939								1006
Poole (POO)	4 d	0853	0900	0907						0940						1000	1007	
Parkstone (Dorset) (PKS)	d		0904							0944								1004
Branksome (BSM)	d		0908							0948								1008
Bournemouth (BMH)	a	0902	0913	0917						0954						1013	1017	
Bournemouth (BMH)	d	0905	0922		0945					0959			1002			1022		
Pokesdown (POK)	d	0909	0926										1006			1026		
Christchurch (CHR)	d	0913	0930										1010			1030		
Hinton Admiral (HNA)	d	0918											1015					
New Milton (NWM)	d	0922	0937										1019			1037		
Sway (SWY)	d	0927											1024					
Yarmouth (I.O.W.) (YMH)	d					0855	0905											
Lymington Pier (LYP)	a					0935	0945											
Lymington Pier (LYP)	d							0957								1027		
Lymington Town (LYT)	d							0959								1029		
Brockenhurst (BCU)	3 a	0932	0943		0959			1008	1013				1029	1038		1043		
Brockenhurst (BCU)	3 d	0933	0944		1000				1014				1030			1044		
Beaulieu Road (BEU)	d												1035					
Ashurst New Forest (ANF)	d	0942											1039					
Totton (TTN)	d	0947											1044					
Redbridge (RDB)	d											1027						
Millbrook (Hants) (MBK)	d											1031						
Southampton Central (SOU)	a	0953	0958		1013				1028		1034	1053				1058		
Southampton Central (SOU)	d	0955	1000		1015				1030		1035	1055				1100		
St Denys (SDN)	d												1040					
Swaythling (SWG)	d												1043					
Southampton Airport Parkway (SOA)	← d	1003	1008		1023				1038		1046	1103				1108		
Portsmouth Harbour (PMH)	d									0959								
Portsmouth & Southsea (PMS)	d									1004								
Fratton (FTN)	d									1008								
Hilsea (HLS)	d									1012								
Cosham (CSA)	d									1017								
Portchester (PTC)	d									1022								
Fareham (FRM)	d									1028								
Botley (BOE)	d									1035								
Hedge End (HDE)	d									1040								
Eastleigh (ESL)	3 a	1006		←						1046	1050	1106					←	
Eastleigh (ESL)	3 d	1014		1014						1047	1050	1114						1114
Chandlers Ford (CFR)	d	←									1055	←						
Romsey (ROM)	a										1103							
Shawford (SHW)	d			1019														1119
Winchester (WIN)	d		1018	1025a	1031				1048	1057						1118		1124a
Micheldever (MIC)	d									1105								
Basingstoke (BSK)	a		1034		1047					1115						1134		
Reading (RDG)	7 a				1106													
Fleet (FLE)	a									1127								
Farnborough (Main) (FNB)	a									1133								
Woking (WOK)	a								1120	1143								
Clapham Junction (CLJ)	10 a		1111													1211		
London Waterloo (WAT)	← 15 a		1120						1149	1208						1220		

NOTES (see introductory pages for explanation of train operator codes and standard symbols)

- a Arrival time
- d Departure time
- A To Manchester Piccadilly
- D From Salisbury
- G To Gloucester
- Y Runs until 29 December
- Z Runs from 2 January

Weymouth, Bournemouth, Yarmouth (IOW), Lymington, Southampton, Portsmouth and Fareham to Winchester and London

Mondays to Fridays

Operator	XC A	SN H	SW Y	SW Z	SW	SW	SW	SW D	SW	SW	SW	SW	SW	XC A	SW	SW	SW
Days of operation/Notes 1st Class/Reservations/Bus/Ferry Catering facilities	1 ◇	1	1 ⚓	1 ⚓	1	1	1	1	1	1	1	1	1	1 ◇	1 ⚓	1	1
Weymouth (WEY)	d					1003											1103
Upwey (UPW)	d																1024
Dorchester West (DCW)	a																
Dorchester South (DCH)	d					1013											1113
Moreton (Dorset) (MTN)	d																1039
Wool (WOO)	d																1045
Wareham (WRM)	d					1028											1128
Holton Heath (HOL)	d																1056
Hamworthy (HAM)	d					1035											1135
Poole (POO)	4 a					1039											1139
Poole (POO)	4 d					1040							1100	1107			1140
Parkstone (Dorset) (PKS)	d					1044							1104				1144
Branksome (BSM)	d					1048							1108				1148
Bournemouth (BMH)	a					1054							1113	1117			1154
Bournemouth (BMH)	d	1045				1059			1102				1122		1145		1159
Pokesdown (POK)	d								1106				1126				
Christchurch (CHR)	d								1110				1130				
Hinton Admiral (HNA)	d								1115								
New Milton (NWM)	d								1119				1137				
Sway (SWY)	d								1124								
Yarmouth (I.O.W.) (YMH)	⚓ d			0945	1005											1105	
Lymington Pier (LYP)	⚓ a			1025	1045											1145	
Lymington Pier (LYP)	d					1057						1127					1157
Lymington Town (LYT)	d					1059						1129					1159
Brockenhurst (BCU)	3 a					1108	1113				1129	1138	1143				1213
Brockenhurst (BCU)	3 d						1114				1130		1144				1214
Beaulieu Road (BEU)	d																
Ashurst New Forest (ANF)	d										1139						
Totton (TTN)	d										1144						
Redbridge (RDB)	d								1127								
Millbrook (Hants) (MBK)	d								1131								
Southampton Central (SOU)	a	1113					1128		1134	1152			1158		1213		1228
Southampton Central (SOU)	d	1115	1126				1130		1135	1155			1200		1215		1230
St Denys (SDN)	d								1140								
Swaythling (SWG)	d								1143								
Southampton Airport Parkway (SOA)	← d	1123	1134				1138		1146	1203			1208		1223		1238
Portsmouth Harbour (PMH)	⚓ d							1059									
Portsmouth & Southsea (PMS)	d							1104									
Fratton (FTN)	d							1108									
Hilsea (HLS)	d							1112									
Cosham (CSA)	d							1117									
Portchester (PTC)	d							1122									
Fareham (FRM)	d							1128									
Botley (BOE)	d							1135									
Hedge End (HDE)	d							1140									
Eastleigh (ESL)	3 a							1148	1150	1206				←			
Eastleigh (ESL)	3 d							1148	1150	1212				1212			
Chandlers Ford (CFR)	d								1155	→							
Romsey (ROM)	a								1203								
Shawford (SHW)	d															1217	
Winchester (WIN)	d	1132					1148	1157					1218	1222a	1231		1248
Micheldever (MIC)	d							1205									
Basingstoke (BSK)	a	1147						1216					1234		1246		
Reading (RDG)	7 a	1206													1306		
Fleet (FLE)	a							1227									
Farnborough (Main) (FNB)	a							1233									
Woking (WOK)	a						1220	1243									1320
Clapham Junction (CLJ)	10 a												1312				
London Waterloo (WAT)	← 15 a						1249	1309					1321				1349

NOTES (see introductory pages for explanation of train operator codes and standard symbols)

- a Arrival time
- d Departure time
- A To Manchester Piccadilly
- D From Salisbury
- H To Brighton
- Y Runs until 29 December
- Z Runs from 2 January

Weymouth, Bournemouth, Yarmouth (IOW), Lymington, Southampton, Portsmouth and Fareham to Winchester and London

Mondays to Fridays

Operator	SW	SW	SW	SW	SW	SW	SW	GW	XC	SW	SW	SW	SW	SW	SW	SW
Days of operation/Notes	1	D	1	1	1	1	1	G	A	Y	Z	1	1	1	D	1
1st Class/Reservations/Bus/Ferry	1	1	1	1	1	1	1	1	1	1	1	1	1	1	1	1
Catering facilities	1	1	1	1	1	1	1	1	1	1	1	1	1	1	1	1
Weymouth (WEY)	d					1120		1129						1203		
Upwey (UPW)	d					1124		1134								
Dorchester West (DCW)	a							1142								
Dorchester South (DCH)	d					1133								1213		
Moreton (Dorset) (MTN)	d					1139										
Wool (WOO)	d					1145										
Wareham (WRM)	d					1153								1228		
Holton Heath (HOL)	d					1156										
Hamworthy (HAM)	d					1201								1235		
Poole (POO)	4 a					1206								1239		
Poole (POO)	4 d					1200	1207							1240		
Parkstone (Dorset) (PKS)	d					1204								1244		
Branksome (BSM)	d					1208								1248		
Bournemouth (BMH)	a					1213	1217							1254		
Bournemouth (BMH)	d			1202		1222			1245					1259		1302
Pokesdown (POK)	d			1206		1226										1306
Christchurch (CHR)	d			1210		1230										1310
Hinton Admiral (HNA)	d			1215												1315
New Milton (NWM)	d			1219		1237										1319
Sway (SWY)	d			1224												1324
Yarmouth (I.O.W.) (YMH)	d									1145	1205					
Lymington Pier (LYP)	a									1225	1245					
Lymington Pier (LYP)	d				1227							1257				1327
Lymington Town (LYT)	d				1229							1259				1329
Brockenhurst (BCU)	3 a			1229	1238	1243						1308	1313			1329
Brockenhurst (BCU)	3 d			1230		1244							1314			1330
Beaulieu Road (BEU)	d			1235												
Ashurst New Forest (ANF)	d			1239												1339
Totton (TTN)	d			1244												1344
Redbridge (RDB)	d		1227													1327
Millbrook (Hants) (MBK)	d		1231													1331
Southampton Central (SOU)	a		1234	1252		1258			1313					1328		1334
Southampton Central (SOU)	d		1235	1255		1300			1315					1330		1335
St Denys (SDN)	d		1240													1340
Swaythling (SWG)	d		1243													1343
Southampton Airport Parkway (SOA)	4 d		1246	1303		1308			1323					1338		1346
Portsmouth Harbour (PMH)	5 d	1159														1259
Portsmouth & Southsea (PMS)	d	1204														1304
Fratton (FTN)	d	1208														1308
Hilsea (HLS)	d	1212														1312
Cosham (CSA)	d	1217														1317
Portchester (PTC)	d	1222														1322
Fareham (FRM)	d	1229														1328
Botley (BOE)	d	1235														1335
Hedge End (HDE)	d	1241														1340
Eastleigh (ESL)	3 a	1247	1250	1307												1346
Eastleigh (ESL)	3 d	1247	1250	1314				1314								1347
Chandlers Ford (CFR)	d		1255													1350
Romsey (ROM)	a		1303													1403
Shawford (SHW)	d							1320								
Winchester (WIN)	d	1256				1318		1325a		1332				1348	1356	
Micheldever (MIC)	d	1305														1405
Basingstoke (BSK)	a	1315				1334				1349						1415
Reading (RDG)	7 a									1407						
Fleet (FLE)	a	1327														1427
Farnborough (Main) (FNB)	a	1332														1433
Woking (WOK)	a	1342												1420	1443	
Clapham Junction (CLJ)	10 a					1412										
London Waterloo (WAT)	15 a	1409				1421								1449	1510	

NOTES (see introductory pages for explanation of train operator codes and standard symbols)

- a Arrival time
- d Departure time
- A To Manchester Piccadilly
- D From Salisbury
- G To Gloucester
- Y Runs until 29 December
- Z Runs from 2 January

Weymouth, Bournemouth, Yarmouth (IOW), Lymington, Southampton, Portsmouth and Fareham to Winchester and London

Mondays to Fridays

Operator	SW	SW	SW	XC	SW	SW	SW	SW	SW	SW	SW	SW	SW	SW	SW	GW	XC	SW
Days of operation/Notes				A					D							G	A	MFO
1st Class/Reservations/Bus/Ferry Catering facilities	1	1	1	1	1	1	1	1	1	1	1	1	1	1	1		1	1
Weymouth (WEY)	d	1220						1303							1320		1328	
Upwey (UPW)	d	1224													1324		1333	
Dorchester West (DCW)	a																1341	
Dorchester South (DCH)	d	1233						1313							1333			
Moreton (Dorset) (MTN)	d	1239													1339			
Wool (WOO)	d	1245													1345			
Wareham (WRM)	d	1253						1328							1353			
Holton Heath (HOL)	d	1256													1356			
Hamworthy (HAM)	d	1301						1335							1401			
Poole (POO)	4 a	1306						1339							1406			
Poole (POO)	4 d	1300	1307					1340							1400	1407		
Parkstone (Dorset) (PKS)	d	1304						1344							1404			
Branksome (BSM)	d	1308						1348							1408			
Bournemouth (BMH)	a	1313	1317					1354							1413	1417		
Bournemouth (BMH)	d	1322		1345				1359				1402			1422			1445
Pokesdown (POK)	d	1326										1406			1426			
Christchurch (CHR)	d	1330										1410			1430			
Hinton Admiral (HNA)	d											1415						
New Milton (NWM)	d	1337										1419			1437			
Sway (SWY)	d											1424						
Yarmouth (I.O.W.) (YMH)	1 a				1305													1405
Lymington Pier (LYP)	1 a				1345													1445
Lymington Pier (LYP)	d					1357						1427						
Lymington Town (LYT)	d					1359						1429						
Brockenhurst (BCU)	3 a	1343				1408		1413				1429	1438		1443			
Brockenhurst (BCU)	3 d	1344						1414				1430			1444			
Beaulieu Road (BEU)	d											1435						
Ashurst New Forest (ANF)	d											1439						
Totton (TTN)	d											1444						
Redbridge (RDB)	d											1427						
Millbrook (Hants) (MBK)	d											1431						
Southampton Central (SOU)	a	1400		1413				1428		1433	1451				1458			1513
Southampton Central (SOU)	d	1402		1415				1430		1435	1455				1500			1515
St Denys (SDN)	d									1440								
Swaythling (SWG)	d									1443								
Southampton Airport Parkway (SOA)	1 a	1410		1423				1438		1446	1503				1508			1523
Portsmouth Harbour (PMH)	1 a									1359								
Portsmouth & Southsea (PMS)	d									1404								
Fratton (FTN)	d									1408								
Hilsea (HLS)	d									1412								
Cosham (CSA)	d									1417								
Portchester (PTC)	d									1422								
Fareham (FRM)	d									1428								
Botley (BOE)	d									1436								
Hedge End (HDE)	d									1440								
Eastleigh (ESL)	3 a									1446	1450	1509						
Eastleigh (ESL)	3 d		1414							1447	1450	1511			1511			
Chandlers Ford (CFR)	d									1455								
Romsey (ROM)	a									1503								
Shawford (SHW)	d		1419													1516		
Winchester (WIN)	d	1419	1425a	1431				1448	1457						1518	1521a		1531
Micheldever (MIC)	d								1505									
Basingstoke (BSK)	a	1435		1446					1515						1535			1546
Reading (RDG)	7 a			1506														1609
Fleet (FLE)	a								1527									
Farnborough (Main) (FNB)	a								1533									
Woking (WOK)	a							1520	1543									
Clapham Junction (CLJ)	10 a	1511													1612			
London Waterloo (WAT)	15 a	1520						1549	1609						1621			

NOTES (see introductory pages for explanation of train operator codes and standard symbols)

- a Arrival time
- d Departure time
- A To Manchester Piccadilly
- D From Salisbury
- G To Gloucester
- Y Runs until 29 December
- MFO Mondays and Fridays only

Weymouth, Bournemouth, Yarmouth (IOW), Lymington, Southampton, Portsmouth and Fareham to Winchester and London

Mondays to Fridays

Operator	SW	SW	SW	SW	SW	SW	SW	SW	SW	SW	XC	SW	SW	SW	SW	SW	SW
Days of operation/Notes 1st Class/Reservations/Bus/Ferry Catering facilities	Z				D						A					D	
Weymouth (WEY)	d		1403							1420				1503			
Upwey (UPW)	d									1424							
Dorchester West (DCW)	a																
Dorchester South (DCH)	d		1413							1433				1513			
Moreton (Dorset) (MTN)	d									1439							
Wool (WOO)	d									1445							
Wareham (WRM)	d		1428							1453				1528			
Holton Heath (HOL)	d									1456							
Hamworthy (HAM)	d		1435							1501				1535			
Poole (POO)	4 a		1439							1506				1539			
Poole (POO)	4 d		1440							1500 1507				1540			
Parkstone (Dorset) (PKS)	d		1444							1504				1544			
Branksome (BSM)	d		1448							1508				1548			
Bournemouth (BMH)	a		1454							1513 1517				1554			
Bournemouth (BMH)	d		1459				1502			1522		1545		1559			1602
Pokesdown (POK)	d						1506			1526							1606
Christchurch (CHR)	d						1510			1530							1610
Hinton Admiral (HNA)	d						1515										1615
New Milton (NWM)	d						1519			1537							1619
Sway (SWY)	d						1524										1624
Yarmouth (I.O.W.) (YMH)	d	1405										1505					
Lymington Pier (LYP)	a	1445										1545					
Lymington Pier (LYP)	d		1457						1527				1557				
Lymington Town (LYT)	d		1459						1529				1559				
Brockenhurst (BCU)	3 a		1508	1513			1529	1538	1543				1608	1613			1629
Brockenhurst (BCU)	3 d			1514			1530		1544					1614			1630
Beaulieu Road (BEU)	d																1635
Ashurst New Forest (ANF)	d						1539										1639
Totton (TTN)	d						1544										1644
Redbridge (RDB)	d						1527										1627
Millbrook (Hants) (MBK)	d						1531										1631
Southampton Central (SOU)	a		1528				1534	1551		1558		1613		1628		1634	1651
Southampton Central (SOU)	d		1530				1535	1555		1600		1615		1630		1635	1652
St Denys (SDN)	d						1540										1657
Swaythling (SWG)	d						1543										1700
Southampton Airport Parkway (SOA) ←	d		1538				1546	1603		1608		1623		1638		1646	1704
Portsmouth Harbour (PMH)	d			1459												1559	
Portsmouth & Southsea (PMS)	d			1504												1604	
Fratton (FTN)	d			1508												1608	
Hilsea (HLS)	d			1512												1612	
Cosham (CSA)	d			1517												1617	
Portchester (PTC)	d			1522												1622	
Fareham (FRM)	d			1528												1628	
Botley (BOE)	d			1535												1635	
Hedge End (HDE)	d			1540												1640	
Eastleigh (ESL)	3 a			1546	1550	1608					←			1646	1650	1707	
Eastleigh (ESL)	3 d			1546	1550	1614					1614			1647	1650	1711	
Chandlers Ford (CFR)	d				1555	→										1655	→
Romsey (ROM)	a				1603											1703	
Shawford (SHW)	d										1619						
Winchester (WIN)	d		1548	1556						1618	1624a	1632		1648	1656		
Micheldever (MIC)	d			1604											1705		
Basingstoke (BSK)	a			1614						1634		1647			1715		
Reading (RDG)	7 a											1706					
Fleet (FLE)	a			1626											1726		
Farnborough (Main) (FNB)	a			1631											1732		
Woking (WOK)	a			1620	1641									1720	1742		
Clapham Junction (CLJ)	10 a									1712							
London Waterloo (WAT)	15 a			1649	1710					1724				1751	1813		

NOTES (see introductory pages for explanation of train operator codes and standard symbols)

- a Arrival time
- d Departure time
- A To Manchester Piccadilly
- D From Salisbury
- Z Runs from 2 January

Weymouth, Bournemouth, Yarmouth (IOW), Lymington, Southampton, Portsmouth and Fareham to Winchester and London

Mondays to Fridays

Operator	SW	SW	SW	SW	GW	XC	SW	SW	SW	SW	SW	SW	SW	SW	SW	SW	SW	SW
Days of operation/Notes					G	A		MFO	Z									
1st Class/Reservations/Bus/Ferry Catering facilities	1	1	1	1		1	1	1	1	1	1	1	1	1	1	1	1	1
Weymouth (WEY)	d		1520		1528							1603						1620
Upwey (UPW)	d		1524		1533													1624
Dorchester West (DCW)	a				1541													
Dorchester South (DCH)	d		1533									1613						1633
Moreton (Dorset) (MTN)	d		1539															1639
Wool (WOO)	d		1545															1645
Wareham (WRM)	d		1553									1628						1653
Holton Heath (HOL)	d		1556															1656
Hamworthy (HAM)	d		1601									1635						1701
Poole (POO)	4 a		1606									1639						1706
Poole (POO)	4 d		1600	1607								1640						1700
Parkstone (Dorset) (PKS)	d		1604									1644						1704
Branksome (BSM)	d		1608									1648						1708
Bournemouth (BMH)	a		1613	1617								1654						1713
Bournemouth (BMH)	d		1622			1645						1659				1702		1722
Pokesdown (POK)	d		1626												1706			1726
Christchurch (CHR)	d		1630												1710			1730
Hinton Admiral (HNA)	d														1715			
New Milton (NWM)	d		1637												1719			1737
Sway (SWY)	d														1724			
Yarmouth (I.O.W.) (YMH)	1 a							1605										
Lymington Pier (LYP)	1 a							1645										
Lymington Pier (LYP)	d	1627								1659							1729	
Lymington Town (LYT)	d	1629								1701							1731	
Brockenhurst (BCU)	3 a	1638	1643							1709	1713				1729	1739		1743
Brockenhurst (BCU)	3 d		1644								1714				1730			1744
Beaulieu Road (BEU)	d																	
Ashurst New Forest (ANF)	d														1739			
Totton (TTN)	d														1744			
Redbridge (RDB)	d														1727			
Millbrook (Hants) (MBK)	d														1731			
Southampton Central (SOU)	a		1658			1713					1728			1733	1750			1758
Southampton Central (SOU)	d		1700			1715	1724				1730			1735	1752			1800
St Denys (SDN)	d													1740	1757			
Swaythling (SWG)	d													1743	1800			
Southampton Airport Parkway (SOA)	1 a		1708			1723	1731				1738			1746	1804			1808
Portsmouth Harbour (PMH)	1 a													1659				
Portsmouth & Southsea (PMS)	d													1704				
Fratton (FTN)	d													1708				
Hilsea (HLS)	d													1712				
Cosham (CSA)	d													1717				
Portchester (PTC)	d													1722				
Fareham (FRM)	d													1728				
Botley (BOE)	d													1735				
Hedge End (HDE)	d													1740				
Eastleigh (ESL)	3 a						1735							1746	1750	1807		
Eastleigh (ESL)	3 d			1711			1741					1741	1747	1750	1812			
Chandlers Ford (CFR)	d													1755				
Romsey (ROM)	a													1803				
Shawford (SHW)	d			1719								1746						
Winchester (WIN)	d		1718	1725		1731					1748	1752	1756					1818
Micheldever (MIC)	d													1805				
Basingstoke (BSK)	a		1734	1741		1746						1809	1815					1834
Reading (RDG)	7 a					1807												
Fleet (FLE)	a													1827				
Farnborough (Main) (FNB)	a													1832				
Woking (WOK)	a											1820		1842				
Clapham Junction (CLJ)	10 a		1811															1911
London Waterloo (WAT)	15 a		1820									1849		1909				1920

NOTES (see introductory pages for explanation of train operator codes and standard symbols)

- a Arrival time
- d Departure time
- A To Manchester Piccadilly
- D From Salisbury
- G To Gloucester
- Z Runs from 2 January
- MFO Mondays and Fridays only

Weymouth, Bournemouth, Yarmouth (IOW), Lymington, Southampton, Portsmouth and Fareham to Winchester and London

Mondays to Fridays

Operator	SW	XC A	SW A	SW	SW	SW	SW D	SW	SW	SW	SW	SW	SW	GW J	XC A	SW	SW	SW D	
Days of operation/Notes 1st Class/Reservations/Bus/Ferry Catering facilities	□	□◇ ⚓	⚓	□	□	□	□	□	□	□	□	□	□	□	□◇ ⚓	□	□	□	
Weymouth (WEY)	d					1703										1720			1728
Upwey (UPW)	d															1724			1733
Dorchester West (DCW)	a																		1741
Dorchester South (DCH)	d					1713										1733			1813
Moreton (Dorset) (MTN)	d															1739			
Wool (WOO)	d															1745			
Wareham (WRM)	d					1728										1753			1828
Holton Heath (HOL)	d															1756			
Hamworthy (HAM)	d					1735										1801			1835
Poole (POO)	4 a					1739										1806			1839
Poole (POO)	4 d					1740										1800 1807			1840
Parkstone (Dorset) (PKS)	d					1744										1804			1844
Branksome (BSM)	d					1748										1808			1848
Bournemouth (BMH)	a					1755										1813 1817			1854
Bournemouth (BMH)	d		1745			1759				1802						1822			1845 1859
Pokesdown (POK)	d									1806						1826			
Christchurch (CHR)	d									1810						1830			
Hinton Admiral (HNA)	d									1815									
New Milton (NWM)	d									1819						1837			
Sway (SWY)	d									1824									
Yarmouth (I.O.W.) (YMH)	d	⚓				1705													
Lymington Pier (LYP)	a	⚓				1745													
Lymington Pier (LYP)	d					1759							1829						
Lymington Town (LYT)	d					1801							1831						
Brockenhurst (BCU)	3 a					1809	1813					1829	1839			1843			1859 1913
Brockenhurst (BCU)	3 d						1814						1830			1844			1900 1914
Beaulieu Road (BEU)	d												1835						
Ashurst New Forest (ANF)	d												1839						
Totton (TTN)	d												1844						
Redbridge (RDB)	d									1827									1927
Millbrook (Hants) (MBK)	d									1831									1931
Southampton Central (SOU)	a		1813			1828				1834	1853					1859			1913 1928 1934
Southampton Central (SOU)	d		1815			1830				1835	1855					1900			1915 1930 1935
St Denys (SDN)	d									1840									1940
Swaythling (SWG)	d									1843									1943
Southampton Airport Parkway (SOA) ←	d		1823			1838				1846	1903					1908			1923 1938 1946
Portsmouth Harbour (PMH)	d	⚓								1759									1859
Portsmouth & Southsea (PMS)	d									1804									1904
Fratton (FTN)	d									1808									1908
Hilsea (HLS)	d									1812									1912
Cosham (CSA)	d									1817									1917
Portchester (PTC)	d									1822									1922
Fareham (FRM)	d									1828									1928
Botley (BOE)	d									1835									1935
Hedge End (HDE)	d									1840									1940
Eastleigh (ESL)	3 a	←								1846	1850 1906			←					1946 1950
Eastleigh (ESL)	3 d	1812								1847	1850 1914			1914					1946 1950
Chandlers Ford (CFR)	d										1855								1956
Romsey (ROM)	a										1903								2003
Shawford (SHW)	d	1817														1919			
Winchester (WIN)	d	1823	1832			1848	1856								1918	1925			1931 1948 1956
Micheldever (MIC)	d						1905												2004
Basingstoke (BSK)	a	1840	1847				1915								1934	1941			1946 2015
Reading (RDG)	7 a		1908																2009
Fleet (FLE)	a						1926												2026
Farnborough (Main) (FNB)	a						1932												2032
Woking (WOK)	a					1925	1942												2021 2042
Clapham Junction (CLJ)	10 a														2011				
London Waterloo (WAT)	15 a	←				1951	2009								2020				2049 2109

NOTES (see introductory pages for explanation of train operator codes and standard symbols)

- a Arrival time
- d Departure time
- A To Manchester Piccadilly
- D From Salisbury
- J To Bristol Temple Meads

Weymouth, Bournemouth, Yarmouth (IOW), Lymington, Southampton, Portsmouth and Fareham to Winchester and London

Mondays to Fridays

Operator	SW	SW	SW	SW	SW	SW	XC	SW	SW	SW	SW	SW	SW	SW	SW	SW	SW	SW
Days of operation/Notes	MFO						K				L	D	Z	Y				
1st Class/Reservations/Bus/Ferry	Z						◇											
Weymouth (WEY)	d				1820					1903								1920
Upwey (UPW)	d				1824													1924
Dorchester West (DCW)	a																	
Dorchester South (DCH)	d				1833					1913								1937e
Moreton (Dorset) (MTN)	d				1839													1943
Wool (WOO)	d				1845													1949
Wareham (WRM)	d				1853					1928								1957
Holton Heath (HOL)	d				1856													
Hamworthy (HAM)	d				1901					1935								2003
Poole (POO)	4 a				1906					1939								2008
Poole (POO)	4 d				1900	1907				1940								1950
Parkstone (Dorset) (PKS)	d				1904					1944								1954
Branksome (BSM)	d				1908					1948								1957
Bournemouth (BMH)	a				1913	1917				1954								2002
																		2018
Bournemouth (BMH)	d			1902	1922			1945		1959								2005
Pokesdown (POK)	d			1906	1926													2009
Christchurch (CHR)	d			1910	1930													2013
Hinton Admiral (HNA)	d			1915														2018
New Milton (NWM)	d			1919	1937													2022
Sway (SWY)	d			1924														2027
Yarmouth (I.O.W.) (YMH)	d	1805											1905	1910				
Lymington Pier (LYP)	a	1845											1945	1950				
Lymington Pier (LYP)	d		1903						1933									2003
Lymington Town (LYT)	d		1905						1935									2005
Brockenhurst (BCU)	3 a		1914	1929	1943				1944	2013								2014
Brockenhurst (BCU)	3 d			1930	1944					2014								2033
Beaulieu Road (BEU)	d																	2038
Ashurst New Forest (ANF)	d			1939														2042
Totton (TTN)	d			1944														2047
Redbridge (RDB)	d											2027						
Millbrook (Hants) (MBK)	d											2031						
Southampton Central (SOU)	a			1951	1958			2013		2029		2034						2053
																		2058
Southampton Central (SOU)	d			1955	2000			2015		2030		2035						2055
St Denys (SDN)	d											2040						2100
Swaythling (SWG)	d											2043						
Southampton Airport Parkway (SOA) ←				2003	2008			2023		2038		2046						2103
																		2107
Portsmouth Harbour (PMH)	d										1959							
Portsmouth & Southsea (PMS)	d										2004							
Fratton (FTN)	d										2008							
Hilsea (HLS)	d										2012							
Cosham (CSA)	d										2017							
Portchester (PTC)	d										2022							
Fareham (FRM)	d										2029							
Botley (BOE)	d										2037							
Hedge End (HDE)	d										2041							
Eastleigh (ESL)	3 a			2006							2048	2050						2106
Eastleigh (ESL)	3 d			2011			2011				2049	2050						2110
Chandlers Ford (CFR)	d											2055						2110
Romsey (ROM)	a											2103						
Shawford (SHW)	d										2055							
Winchester (WIN)	d				2018		2016			2048	2101							2118
Micheldever (MIC)	d						2021a	2032			2110							2121a
Basingstoke (BSK)	a				2034			2047			2123							2134
Reading (RDG)	7 a							2107										
Fleet (FLE)	a										2140							
Farnborough (Main) (FNB)	a										2145							
Woking (WOK)	a				2054					2120	2158							2153
Clapham Junction (CLJ)	10 a				2117													2213
London Waterloo (WAT)	15 a				2129					2149	2234							2222

NOTES (see introductory pages for explanation of train operator codes and standard symbols)

- a Arrival time
- d Departure time
- e Arrives 6 minutes earlier
- D From Salisbury
- K To Birmingham New Street
- L Also calls at Hook 2131, Winchfield 2135, Brookwood 2153, Weybridge 2205, Walton-On-Thames 2209 and Surbiton 2216
- Y Runs until 29 December
- Z Runs from 2 January
- MFO Mondays and Fridays only

Weymouth, Bournemouth, Yarmouth (IOW), Lymington, Southampton, Portsmouth and Fareham to Winchester and London

Mondays to Fridays











Operator Days of operation/Notes		SW	SW	SW	SW	GW	SW	SW	SW	GW	SW	SW	SW	SW	SW	SW	SW	SW	GW
1st Class/Reservations/Bus/Ferry		1	1	1	1		MFO	1	1	J	1	1	1	Y	Z	1	1	N	FX P
		1	1	1	1		Z	1	1	J	1	1	1	Y	Z	1	1	N	FX P
Weymouth (WEY)	d		1959						2007	2014								2100	2128
Upwey (UPW)	d								2011	2019								2104	2133
Dorchester West (DCW)	a									2027									2141
Dorchester South (DCH)	d		2011c						2021										2112
Moreton (Dorset) (MTN)	d								2027										2118
Wool (WOO)	d								2033										2124
Wareham (WRM)	d		2028c						2042c										2132
Holton Heath (HOL)	d																		
Hamworthy (HAM)	d		2035						2048										2138
Poole (POO)	4 a		2039						2053										2143
Poole (POO)	4 d		2040						2054										2144
Parkstone (Dorset) (PKS)	d		2044						2058										2148
Branksome (BSM)	d		2048						2101										2151
Bournemouth (BMH)	a		2054						2107										2157
Bournemouth (BMH)	d		2059						2112										2212
Pokesdown (POK)	d								2116										2216
Christchurch (CHR)	d								2120										2220
Hinton Admiral (HNA)	d								2125										2225
New Milton (NWM)	d								2129										2229
Sway (SWY)	d								2134										2234
Yarmouth (I.O.W.) (YMH)	d						2005							2050	2105				
Lymington Pier (LYP)	a						2045							2130	2145				
Lymington Pier (LYP)	d	2033							2103			2133						2203	
Lymington Town (LYT)	d	2035							2105			2135						2205	
Brockenhurst (BCU)	3 a	2044	2113						2114	2138		2144						2214	2238
Brockenhurst (BCU)	3 d		2114							2139									2239
Beaulieu Road (BEU)	d																		
Ashurst New Forest (ANF)	d									2147									2247
Totton (TTN)	d									2152									2252
Redbridge (RDB)	d				2127									2227					
Millbrook (Hants) (MBK)	d				2131									2231					
Southampton Central (SOU)	a		2128		2134					2157				2234					2257
Southampton Central (SOU)	d		2130		2135					2200				2235					2300
St Denys (SDN)	d				2140									2240					
Swaythling (SWG)	d				2143									2243					
Southampton Airport Parkway (SOA) ←	d		2138		2146					2208				2246					2308
Portsmouth Harbour (PMH)	d			2059		2123						2154							
Portsmouth & Southsea (PMS)	d			2104		2127						2159							
Fratton (FTN)	d			2108		2131						2203							
Hilsea (HLS)	d			2112								2207							
Cosham (CSA)	d			2117								2212							
Portchester (PTC)	d			2122								2217							
Fareham (FRM)	d			2128		2147c						2223							
Botley (BOE)	d			2135								2230							
Hedge End (HDE)	d			2140								2235							
Eastleigh (ESL)	3 a			2146	2150	2202				2211		2242	2250						2311
Eastleigh (ESL)	3 d			2147	2150					2212			2250						2312
Chandlers Ford (CFR)	d				2155								2255						
Romsey (ROM)	a				2203								2304						
Shawford (SHW)	d									2218									2318
Winchester (WIN)	d		2148	2156						2224									2324
Micheldever (MIC)	d			2205															2333
Basingstoke (BSK)	a			2216						2240									2343
Reading (RDG)	7 a																		
Fleet (FLE)	a			2240															0001
Farnborough (Main) (FNB)	a			2245															0006
Woking (WOK)	a		2219	2258						2259									0018
Clapham Junction (CLJ)	10 a									2322									
London Waterloo (WAT)	15 a		2244	2336						2331									

NOTES (see introductory pages for explanation of train operator codes and standard symbols)

- a Arrival time
- d Departure time
- c Arrives 3 minutes earlier
- D From Salisbury
- J To Bristol Temple Meads
- M Also calls at Hook 2231, Winchfield 2235, Brookwood 2253, Weybridge 2305, Walton-On-Thames 2309 and Surbiton 2316
- N Also calls at Hook 2351, Winchfield 2355 and Brookwood 0013
- P To Westbury
- Y Runs until 29 December
- Z Runs from 2 January
- FX Not Fridays
- MFO Mondays and Fridays only

Weymouth, Bournemouth, Yarmouth (IOW), Lymington, Southampton, Portsmouth and Fareham to Winchester and London

Mondays to Fridays

Operator	SW	SW	SW	SW	SW
Days of operation/Notes 1st Class/Reservations/Bus/Ferry	Z 		D 		
Weymouth (WEY)	d			2210	2310
Upwey (UPW)	d			2214	2314
Dorchester West (DCW)	a				
Dorchester South (DCH)	d			2223	2322
Moreton (Dorset) (MTN)	d			2229	2328
Wool (WOO)	d			2235	2334
Wareham (WRM)	d			2242	2342
Holton Heath (HOL)	d				
Hamworthy (HAM)	d			2249	2348
Poole (POO)	4 a			2253	2353
Poole (POO)	4 d			2254	2354
Parkstone (Dorset) (PKS)	d			2258	
Branksome (BSM)	d			2302	
Bournemouth (BMH)	a			2307	0003
Bournemouth (BMH)	d			2312	
Pokesdown (POK)	d			2316	
Christchurch (CHR)	d			2320	
Hinton Admiral (HNA)	d			2325	
New Milton (NWM)	d			2329	
Sway (SWY)	d			2334	
Yarmouth (I.O.W.) (YMH)	 d	2150			
Lymington Pier (LYP)	 a	2230			
Lymington Pier (LYP)	d		2236		
Lymington Town (LYT)	d		2238		
Brockenhurst (BCU)	3 a		2247	2338	
Brockenhurst (BCU)	3 d			2339	
Beaulieu Road (BEU)	d				
Ashurst New Forest (ANF)	d			2347	
Totton (TTN)	d			2352	
Redbridge (RDB)	d			2316	
Millbrook (Hants) (MBK)	d			2319	
Southampton Central (SOU)	a			2322	2358
Southampton Central (SOU)	d			2323	
St Denys (SDN)	d			2328	
Swaythling (SWG)	d			2331	
Southampton Airport Parkwy (SOA) 	d			2334	
Portsmouth Harbour (PMH)	 d				
Portsmouth & Southsea (PMS)	d				
Fratton (FTN)	d				
Hilsea (HLS)	d				
Cosham (CSA)	d				
Portchester (PTC)	d				
Fareham (FRM)	d				
Botley (BOE)	d				
Hedge End (HDE)	d				
Eastleigh (ESL)	3 a			2338	
Eastleigh (ESL)	3 d			2338	
Chandlers Ford (CFR)	d			2343	
Romsey (ROM)	a			2351	
Shawford (SHW)	d				
Winchester (WIN)	d				
Micheldever (MIC)	d				
Basingstoke (BSK)	a				
Reading (RDG)	7 a				
Fleet (FLE)	a				
Farnborough (Main) (FNB)	a				
Woking (WOK)	a				
Clapham Junction (CLJ)	10 a				
London Waterloo (WAT)	 15 a				

NOTES (see introductory pages for explanation of train operator codes and standard symbols)

- a Arrival time
- d Departure time
- D From Salisbury
- Z Runs from 2 January

Weymouth, Bournemouth, Yarmouth (IOW), Lymington, Southampton, Portsmouth and Fareham to Winchester and London

Saturdays

Operator	SW A	XC B	SW A	SW	SW C	SW	XC B	SW	SW D	SW	SW	SW	SW	SW	XC B	SW	SW
Days of operation/Notes 1st Class/Reservations/Bus/Ferry Catering facilities	1	1◇ ⚓	1	1	1	1	1◇	1	1	1	1	1	1	1	1◇ ⚓	1	1
Weymouth (WEY)	d																0542
Upwey (UPW)	d																
Dorchester West (DCW)	a																
Dorchester South (DCH)	d																0552
Moreton (Dorset) (MTN)	d																
Wool (WOO)	d																0602
Wareham (WRM)	d																0610
Holton Heath (HOL)	d																0613
Hamworthy (HAM)	d																0618
Poole (POO)	4 a																0623
Poole (POO)	4 d									0528							0624
Parkstone (Dorset) (PKS)	d									0532							0628
Branksome (BSM)	d									0536							0631
Bournemouth (BMH)	a									0541							0637
Bournemouth (BMH)	d									0543					0633		0642
Pokesdown (POK)	d									0547							0646
Christchurch (CHR)	d									0551							0650
Hinton Admiral (HNA)	d									0556							0655
New Milton (NWM)	d									0600							0700
Sway (SWY)	d									0605							0705
Yarmouth (I.O.W.) (YMH)	d	⚓															
Lymington Pier (LYP)	a	⚓															
Lymington Pier (LYP)	d												0627				0657
Lymington Town (LYT)	d												0629				0659
Brockenhurst (BCU)	3 a									0610			0637				0709
Brockenhurst (BCU)	3 d									0611							0710
Beaulieu Road (BEU)	d																
Ashurst New Forest (ANF)	d									0618							0718
Totton (TTN)	d									0623							0723
Redbridge (RDB)	d									0616							
Millbrook (Hants) (MBK)	d									0620							
Southampton Central (SOU)	a									0624	0629		←		0704		0728
Southampton Central (SOU)	d	0511	0515		0530	0600	0616		0635	0630			0635		0700	0715	0730
St Denys (SDN)	d				0535				→				0640				
Swaythling (SWG)	d				0538								0643				
Southampton Airport Parkway (SOA)	← d	0519	0523		0541	0608	0624			0638			0646		0708	0723	0738
Portsmouth Harbour (PMH)	d							0540				0556					
Portsmouth & Southsea (PMS)	d							0544				0601					
Fratton (FTN)	d							0548				0605					
Hilsea (HLS)	d											0609					
Cosham (CSA)	d			0509				0556				0614					
Portchester (PTC)	d			0513								0619					
Fareham (FRM)	d			0519				0605				0625					
Botley (BOE)	d			0527								0632					
Hedge End (HDE)	d			0531								0637					
Eastleigh (ESL)	3 a	0523		←	0537	0545	0611		0618			0643	0650		0711		
Eastleigh (ESL)	3 d	0524		0524		0546	0613					0644	0650		0713		
Chandlers Ford (CFR)	d	→											0655				
Romsey (ROM)	a												0703				
Shawford (SHW)	d				0552							0650			0719		
Winchester (WIN)	d		0531	0536	0600c	0623	0632			0648	0656			0725	0733		0748
Micheldever (MIC)	d				0608						0704	0714					
Basingstoke (BSK)	a		0546	0552	0618	0639	0647			0704	0714			0741	0748		
Reading (RDG)	7 a		0609				0706								0807		
Fleet (FLE)	a			0610		0640						0726					
Farnborough (Main) (FNB)	a			0615		0645						0732					
Woking (WOK)	a			0628		0658	0659				0723	0742					0820
Clapham Junction (CLJ)	10 a			0648							0743			0822			
London Waterloo (WAT)	↻ 15 a			0657		0734	0729				0752	0809			0831		0849

NOTES (see introductory pages for explanation of train operator codes and standard symbols)

- a Arrival time
- d Departure time
- c Arrives 3 minutes earlier
- A Also calls at Hook 0601, Winchfield 0605 and Brookwood 0623
- B To Manchester Piccadilly
- C Also calls at Hook 0631, Winchfield 0635, Brookwood 0653, Weybridge 0705, Walton-On-Thames 0709 and Surbiton 0716
- D From Romsey

Weymouth, Bournemouth, Yarmouth (IOW), Lymington, Southampton, Portsmouth and Fareham to Winchester and London

Saturdays

Operator	SW	SW	SW	SW	SW	SW	SW	GW	XC	SW	SW	SW	SW	SW	SW	SW
Days of operation/Notes	1	E	1	Y	1	1	1	F	B	E	Z	1	1	1	E	1
1st Class/Reservations/Bus/Ferry	1	1	1	1	1	1	1	1	1	1	1	1	1	1	1	1
Catering facilities	1	1	1	1	1	1	1	1	1	1	1	1	1	1	1	1
Weymouth (WEY)	d					0617		0638						0655		
Upwey (UPW)	d					0621		0643						0659		
Dorchester West (DCW)	a							0651								
Dorchester South (DCH)	d					0629								0707		
Moreton (Dorset) (MTN)	d					0636								0714		
Wool (WOO)	d					0642								0720		
Wareham (WRM)	d					0649								0727		
Holton Heath (HOL)	d					0653								0731		
Hamworthy (HAM)	d					0658								0736		
Poole (POO)	4 a					0702								0740		
Poole (POO)	4 d				0650									0741		
Parkstone (Dorset) (PKS)	d				0654									0745		
Branksome (BSM)	d				0657									0749		
Bournemouth (BMH)	a				0702									0754		
Bournemouth (BMH)	d				0705				0745					0759		0802
Pokesdown (POK)	d				0709											0806
Christchurch (CHR)	d				0713											0810
Hinton Admiral (HNA)	d				0718											0815
New Milton (NWM)	d				0722											0819
Sway (SWY)	d				0727											0824
Yarmouth (I.O.W.) (YMH)	d				0620								0700			
Lymington Pier (LYP)	a				0700								0740			
Lymington Pier (LYP)	d					0727							0757			0827
Lymington Town (LYT)	d					0729							0759			0829
Brockenhurst (BCU)	3 a				0732			0737	0743				0807	0813		0829
Brockenhurst (BCU)	3 d				0733				0744					0814		0830
Beaulieu Road (BEU)	d															0835
Ashurst New Forest (ANF)	d					0740										0839
Totton (TTN)	d					0745										0844
Redbridge (RDB)	d				0721								0821			
Millbrook (Hants) (MBK)	d				0724								0824			
Southampton Central (SOU)	a				0731	0752			0813	0827				0828		0852
Southampton Central (SOU)	d				0735	0755			0815	0835				0830		0835
St Denys (SDN)	d				0740											0840
Swaythling (SWG)	d				0743											0843
Southampton Airport Parkway (SOA)	a				0746	0803			0823					0838		0846
Portsmouth Harbour (PMH)	d	0659														0759
Portsmouth & Southsea (PMS)	d	0704														0804
Fratton (FTN)	d	0708														0808
Hilsea (HLS)	d	0712														0812
Cosham (CSA)	d	0717														0817
Portchester (PTC)	d	0722														0822
Fareham (FRM)	d	0728														0828
Botley (BOE)	d	0735														0835
Hedge End (HDE)	d	0740														0840
Eastleigh (ESL)	3 a	0746	0749	0806												0846
Eastleigh (ESL)	3 d	0747	0750	0812												0846
Chandlers Ford (CFR)	d															0850
Romsey (ROM)	a															0855
Shawford (SHW)	d															0903
Winchester (WIN)	d	0756						0817								0849
Micheldever (MIC)	d	0805						0812								0852
Basingstoke (BSK)	a	0815						0822a		0831				0848	0856	0914
Reading (RDG)	7 a									0846						0906
Fleet (FLE)	a	0826														0906
Farnborough (Main) (FNB)	a	0832														0914
Woking (WOK)	a	0842												0920	0932	0942
Clapham Junction (CLJ)	10 a															0942
London Waterloo (WAT)	15 a	0909												0949	1009	

NOTES (see introductory pages for explanation of train operator codes and standard symbols)

- a Arrival time
- d Departure time
- B To Manchester Piccadilly
- E From Salisbury
- F To Gloucester
- Y Runs until 30 December
- Z Runs from 6 January

Weymouth, Bournemouth, Yarmouth (IOW), Lymington, Southampton, Portsmouth and Fareham to Winchester and London

Saturdays

Operator	SW	SW	SW	GW	XC	SW	SW	SW	SW	SW	SW	SW	SW	SW	XC	SW	SW
Days of operation/Notes 1st Class/Reservations/Bus/Ferry Catering facilities	1	1	1	F	B 1 ◇ ⚓	1	1	1	E 1	1	1	1	1	1	B 1 ◇ ⚓	Y 1 ⚓	Z 1 ⚓
Weymouth (WEY)	d	0720		0733			0803						0820				
Upwey (UPW)	d	0724		0738									0824				
Dorchester West (DCW)	a			0746													
Dorchester South (DCH)	d	0732					0813						0833				
Moreton (Dorset) (MTN)	d	0739											0839				
Wool (WOO)	d	0745											0845				
Wareham (WRM)	d	0753					0828						0853				
Holton Heath (HOL)	d	0756											0856				
Hamworthy (HAM)	d	0801					0835						0901				
Poole (POO)	4 a	0806					0839						0906				
Poole (POO)	4 d	0800	0807				0840						0900	0907			
Parkstone (Dorset) (PKS)	d	0804					0844						0904				
Branksome (BSM)	d	0808					0848						0908				
Bournemouth (BMH)	a	0813	0817				0854						0913	0917			
Bournemouth (BMH)	d	0822			0845		0859			0902			0922		0945		
Pokesdown (POK)	d	0826								0906			0926				
Christchurch (CHR)	d	0830								0910			0930				
Hinton Admiral (HNA)	d									0915							
New Milton (NWM)	d	0837								0919			0937				
Sway (SWY)	d									0924							
Yarmouth (I.O.W.) (YMH)	d															0855	0905
Lymington Pier (LYP)	a															0935	0945
Lymington Pier (LYP)	d					0857						0927					
Lymington Town (LYT)	d					0859						0929					
Brockenhurst (BCU)	3 a	0843				0907	0913			0929	0937		0943		0959		
Brockenhurst (BCU)	3 d	0844					0914			0930			0944		1000		
Beaulieu Road (BEU)	d																
Ashurst New Forest (ANF)	d									0939							
Totton (TTN)	d									0944							
Redbridge (RDB)	d									0927							
Millbrook (Hants) (MBK)	d									0931							
Southampton Central (SOU)	a	0858			0913		0928			0934	0952		0958		1013		
Southampton Central (SOU)	d	0900			0915		0930			0935	0955		1000		1015		
St Denys (SDN)	d									0940							
Swaythling (SWG)	d									0943							
Southampton Airport Parkway (SOA)	← d	0908			0923		0938			0946	1003		1008		1023		
Portsmouth Harbour (PMH)	d							0859									
Portsmouth & Southsea (PMS)	d							0904									
Fratton (FTN)	d							0908									
Hilsea (HLS)	d							0912									
Cosham (CSA)	d							0917									
Portchester (PTC)	d							0922									
Fareham (FRM)	d							0928									
Botley (BOE)	d							0935									
Hedge End (HDE)	d							0940									
Eastleigh (ESL)	3 a							0946	0950	1006							
Eastleigh (ESL)	3 d		0914					0947	0950	1014				1014			
Chandlers Ford (CFR)	d								0955	→							
Romsey (ROM)	a								1003								
Shawford (SHW)	d		0919												1019		
Winchester (WIN)	d	0918	0924a		0932		0948	0956					1018	1024a	1031		
Micheldever (MIC)	d							1005									
Basingstoke (BSK)	a	0935			0947			1015					1034		1046		
Reading (RDG)	7 a				1007										1106		
Fleet (FLE)	a							1026									
Farnborough (Main) (FNB)	a							1032									
Woking (WOK)	a						1020	1042									
Clapham Junction (CLJ)	10 a	1011											1111				
London Waterloo (WAT)	↻ 15 a	1020					1049	1109					1120				

NOTES (see introductory pages for explanation of train operator codes and standard symbols)

- a Arrival time
- d Departure time
- B To Manchester Piccadilly
- E From Salisbury
- F To Gloucester
- Y Runs until 30 December
- Z Runs from 6 January

Weymouth, Bournemouth, Yarmouth (IOW), Lymington, Southampton, Portsmouth and Fareham to Winchester and London

Saturdays

Operator	SW	SW	SW	SW	SW	SW	SW	SW	SW	SW	GW	XC	SW	SW	SW	SW	SW	SW
Days of operation/Notes 1st Class/Reservations/Bus/Ferry Catering facilities	□	□	□	E □	□	□	□	□	□	□	F	B □◇ ⚓	□	□	□	E □	□	□
Weymouth (WEY)	d	0903								0920		0930			1003			
Upwey (UPW)	d									0924		0935						
Dorchester West (DCW)	a											0943						
Dorchester South (DCH)	d	0913								0933					1013			
Moreton (Dorset) (MTN)	d									0939								
Wool (WOO)	d									0945								
Wareham (WRM)	d	0928								0953					1028			
Holton Heath (HOL)	d									0956								
Hamworthy (HAM)	d	0935								1001					1035			
Poole (POO)	4 a	0939								1006					1039			
Poole (POO)	4 d	0940								1000 1007					1040			
Parkstone (Dorset) (PKS)	d	0944								1004					1044			
Branksome (BSM)	d	0948								1008					1048			
Bournemouth (BMH)	a	0954								1013 1017					1054			
Bournemouth (BMH)	d	0959								1002			1045		1059			1102
Pokesdown (POK)	d									1006								1106
Christchurch (CHR)	d									1010								1110
Hinton Admiral (HNA)	d									1015								1115
New Milton (NWM)	d									1019								1119
Sway (SWY)	d									1024								1124
Yarmouth (I.O.W.) (YMH)	d																	
Lymington Pier (LYP)	a																	
Lymington Pier (LYP)	d	0957								1027				1057				1127
Lymington Town (LYT)	d	0959								1029				1059				1129
Brockenhurst (BCU)	3 a	1007	1013							1029 1037				1107	1113			1129 1137
Brockenhurst (BCU)	3 d		1014							1030					1114			1130
Beaulieu Road (BEU)	d									1035								
Ashurst New Forest (ANF)	d									1039								1139
Totton (TTN)	d									1044								1144
Redbridge (RDB)	d									1027								1127
Millbrook (Hants) (MBK)	d									1031								1131
Southampton Central (SOU)	a		1028							1034 1052			1113		1128			1134 1152
Southampton Central (SOU)	d		1030							1035 1055			1115		1130			1135 1155
St Denys (SDN)	d									1040								1140
Swaythling (SWG)	d									1043								1143
Southampton Airport Parkway (SOA)	← d		1038							1046 1103			1123		1138			1146 1203
Portsmouth Harbour (PMH)	d									0959								1059
Portsmouth & Southsea (PMS)	d									1004								1104
Fratton (FTN)	d									1008								1108
Hilsea (HLS)	d									1012								1112
Cosham (CSA)	d									1017								1117
Portchester (PTC)	d									1022								1122
Fareham (FRM)	d									1028								1128
Botley (BOE)	d									1035								1135
Hedge End (HDE)	d									1040								1140
Eastleigh (ESL)	3 a									1046	1050	1106						1146 1150 1206
Eastleigh (ESL)	3 d									1047	1050	1114						1147 1150 1214
Chandlers Ford (CFR)	d									1055	→							1155 →
Romsey (ROM)	a									1103								1203
Shawford (SHW)	d											1119						
Winchester (WIN)	d		1048	1056								1119	1132		1148	1156		
Micheldever (MIC)	d			1105												1205		
Basingstoke (BSK)	a			1115									1147			1215		
Reading (RDG)	7 a												1207					
Fleet (FLE)	a															1226		
Farnborough (Main) (FNB)	a															1232		
Woking (WOK)	a			1120	1142										1220	1242		
Clapham Junction (CLJ)	10 a											1211						
London Waterloo (WAT)	↻ 15 a			1150	1209										1253	1313		

NOTES (see introductory pages for explanation of train operator codes and standard symbols)

- a Arrival time
- d Departure time
- B To Manchester Piccadilly
- E From Salisbury
- F To Gloucester

Weymouth, Bournemouth, Yarmouth (IOW), Lymington, Southampton, Portsmouth and Fareham to Winchester and London

Saturdays

Operator	SW	SW	SW	XC	SW	SW	SW	SW	SW	SW	SW	SW	SW	SW	SW	GW	XC
Days of operation/Notes 1st Class/Reservations/Bus/Ferry Catering facilities	□	□	□	□◇ ⚓	Y ⚓	Z ⚓	□	□	□	E □	□	□	□	□	□	F	B □◇ ⚓
Weymouth (WEY)	d	1020						1103						1120			1130
Upwey (UPW)	d	1024												1124			1135
Dorchester West (DCW)	a																1143
Dorchester South (DCH)	d	1033						1113						1133			
Moreton (Dorset) (MTN)	d	1039												1139			
Wool (WOO)	d	1045												1145			
Wareham (WRM)	d	1053						1128						1153			
Holton Heath (HOL)	d	1056												1156			
Hamworthy (HAM)	d	1101						1135						1201			
Poole (POO)	4 a	1106						1139						1206			
Poole (POO)	4 d	1100	1107					1140						1200	1207		
Parkstone (Dorset) (PKS)	d	1104						1144						1204			
Branksome (BSM)	d	1108						1148						1208			
Bournemouth (BMH)	a	1113	1117					1154						1213	1217		
Bournemouth (BMH)	d	1122		1145				1159				1202		1222			1245
Pokesdown (POK)	d	1126										1206		1226			
Christchurch (CHR)	d	1130										1210		1230			
Hinton Admiral (HNA)	d											1215					
New Milton (NWM)	d	1137										1219		1237			
Sway (SWY)	d											1224					
Yarmouth (I.O.W.) (YMH)	⚓ d				1100	1105											
Lymington Pier (LYP)	⚓ a				1140	1145											
Lymington Pier (LYP)	d							1157						1227			
Lymington Town (LYT)	d							1159						1229			
Brockenhurst (BCU)	3 a	1143						1207	1213				1229	1237	1243		
Brockenhurst (BCU)	3 d	1144							1214				1230		1244		
Beaulieu Road (BEU)	d												1235				
Ashurst New Forest (ANF)	d												1239				
Totton (TTN)	d												1244				
Redbridge (RDB)	d												1227				
Millbrook (Hants) (MBK)	d												1231				
Southampton Central (SOU)	a	1158		1213				1228				1234	1252		1258		1313
Southampton Central (SOU)	d	1200		1215				1230				1235	1255		1300		1315
St Denys (SDN)	d												1240				
Swaythling (SWG)	d												1243				
Southampton Airport Parkwy (SOA)	⚓ d	1208		1223				1238				1246	1303		1308		1323
Portsmouth Harbour (PMH)	⚓ d									1159							
Portsmouth & Southsea (PMS)	d									1204							
Fratton (FTN)	d									1208							
Hilsea (HLS)	d									1212							
Cosham (CSA)	d									1217							
Portchester (PTC)	d									1222							
Fareham (FRM)	d									1228							
Botley (BOE)	d									1235							
Hedge End (HDE)	d									1240							
Eastleigh (ESL)	3 a			←						1246	1250	1306				←	
Eastleigh (ESL)	3 d		1214							1247	1250	1314				1314	
Chandlers Ford (CFR)	d										1255	→					
Romsey (ROM)	a										1303						
Shawford (SHW)	d		1219													1319	
Winchester (WIN)	d	1218	1224a	1231				1248	1256					1318	1324a		1332
Micheldever (MIC)	d								1305								
Basingstoke (BSK)	a	1234		1246					1315					1334			1347
Reading (RDG)	7 a			1306													1409
Fleet (FLE)	a								1326								
Farnborough (Main) (FNB)	a								1332								
Woking (WOK)	a							1320	1342								
Clapham Junction (CLJ)	10 a	1311												1411			
London Waterloo (WAT)	15 a	1320						1349	1416					1420			

NOTES (see introductory pages for explanation of train operator codes and standard symbols)

- a Arrival time
- d Departure time
- B To Manchester Piccadilly
- E From Salisbury
- F To Gloucester
- Y Runs until 30 December
- Z Runs from 6 January

Weymouth, Bournemouth, Yarmouth (IOW), Lymington, Southampton, Portsmouth and Fareham to Winchester and London

Saturdays

Operator	SW	SW	SW	SW	SW	SW	SW	SW	SW	SW	XC	SN	SW	SW	SW	SW	SW
Days of operation/Notes 1st Class/Reservations/Bus/Ferry Catering facilities	Z				E						B	G	Y	Z			
Weymouth (WEY)	d		1203							1220							1303
Upwey (UPW)	d									1224							
Dorchester West (DCW)	a																
Dorchester South (DCH)	d		1213							1233							1313
Moreton (Dorset) (MTN)	d									1239							
Wool (WOO)	d									1245							
Wareham (WRM)	d		1228							1253							1328
Holton Heath (HOL)	d									1256							
Hamworthy (HAM)	d		1235							1301							1335
Poole (POO)	4 a		1239							1306							1339
Poole (POO)	4 d		1240							1300 1307							1340
Parkstone (Dorset) (PKS)	d		1244							1304							1344
Branksome (BSM)	d		1248							1308							1348
Bournemouth (BMH)	a		1254							1313 1317							1354
Bournemouth (BMH)	d		1259				1302			1322		1345					1359
Pokesdown (POK)	d						1306			1326							
Christchurch (CHR)	d						1310			1330							
Hinton Admiral (HNA)	d						1315										
New Milton (NWM)	d						1319			1337							
Sway (SWY)	d						1324										
Yarmouth (I.O.W.) (YMH)	d	1205											1300	1305			
Lymington Pier (LYP)	a	1245											1340	1345			
Lymington Pier (LYP)	d		1257						1327							1357	
Lymington Town (LYT)	d		1259						1329							1359	
Brockenhurst (BCU)	3 a		1307	1313			1329	1337	1343							1407	1413
Brockenhurst (BCU)	3 d			1314			1330		1344								1414
Beaulieu Road (BEU)	d																
Ashurst New Forest (ANF)	d						1339										
Totton (TTN)	d						1344										
Redbridge (RDB)	d						1327										
Millbrook (Hants) (MBK)	d						1331										
Southampton Central (SOU)	a		1328				1334	1352		1358		1413					1428
Southampton Central (SOU)	d		1330				1335	1355		1400		1415	1426				1430
St Denys (SDN)	d						1340										
Swaythling (SWG)	d						1343										
Southampton Airport Parkway (SOA)	d		1338				1346	1403		1408		1423	1434				1438
Portsmouth Harbour (PMH)	d			1259													1359
Portsmouth & Southsea (PMS)	d			1304													1404
Fratton (FTN)	d			1308													1408
Hilsea (HLS)	d			1312													1412
Cosham (CSA)	d			1317													1417
Portchester (PTC)	d			1322													1422
Fareham (FRM)	d			1328													1428
Botley (BOE)	d			1335													1435
Hedge End (HDE)	d			1340													1440
Eastleigh (ESL)	3 a			1346	1350	1406						1437					1446
Eastleigh (ESL)	3 d			1347	1350	1414				1414							1448
Chandlers Ford (CFR)	d				1355												
Romsey (ROM)	a				1403												
Shawford (SHW)	d									1419							
Winchester (WIN)	d		1348	1356						1418	1424a	1431				1448	1456
Micheldever (MIC)	d			1405													1506
Basingstoke (BSK)	a			1415						1434		1446					1516
Reading (RDG)	7 a											1505					
Fleet (FLE)	a			1426													1527
Farnborough (Main) (FNB)	a			1432													1533
Woking (WOK)	a		1420	1442												1520	1543
Clapham Junction (CLJ)	10 a									1511							
London Waterloo (WAT)	15 a		1449	1511						1520							1549 1612

NOTES (see introductory pages for explanation of train operator codes and standard symbols)

- a Arrival time
- d Departure time
- B To Manchester Piccadilly
- E From Salisbury
- G To Brighton
- Y Runs until 30 December
- Z Runs from 6 January

Weymouth, Bournemouth, Yarmouth (IOW), Lymington, Southampton, Portsmouth and Fareham to Winchester and London

Saturdays

Operator	SW E	SW	SW	SW	SW	SW	GW F	XC B	SW Z	SW	SW	SW	SW E	SW	SW	SW	SW
Days of operation/Notes 1st Class/Reservations/Bus/Ferry Catering facilities																	
Weymouth (WEY)	d				1320		1330					1403					1420
Upwey (UPW)	d				1324		1335										1424
Dorchester West (DCW)	a						1343										
Dorchester South (DCH)	d				1333							1413					1433
Moreton (Dorset) (MTN)	d				1339												1439
Wool (WOO)	d				1345												1445
Wareham (WRM)	d				1353							1428					1453
Holton Heath (HOL)	d				1356												1456
Hamworthy (HAM)	d				1401							1435					1501
Poole (POO)	4 a				1406							1439					1506
Poole (POO)	4 d				1400	1407						1440					1500
Parkstone (Dorset) (PKS)	d				1404							1444					1504
Branksome (BSM)	d				1408							1448					1508
Bournemouth (BMH)	a				1413	1417						1454					1513
Bournemouth (BMH)	d		1402		1422			1445				1459				1502	1522
Pokesdown (POK)	d		1406		1426											1506	1526
Christchurch (CHR)	d		1410		1430											1510	1530
Hinton Admiral (HNA)	d		1415													1515	
New Milton (NWM)	d		1419		1437											1519	1537
Sway (SWY)	d		1424													1524	
Yarmouth (I.O.W.) (YMH)	d								1405								
Lymington Pier (LYP)	a								1445								
Lymington Pier (LYP)	d			1427						1457							1527
Lymington Town (LYT)	d			1429						1459							1529
Brockenhurst (BCU)	3 a		1429	1437	1443					1507	1513				1529	1537	1543
Brockenhurst (BCU)	3 d		1430		1444						1514				1530		1544
Beaulieu Road (BEU)	d		1435														
Ashurst New Forest (ANF)	d		1439													1539	
Totton (TTN)	d		1444													1544	
Redbridge (RDB)	d	1427														1527	
Millbrook (Hants) (MBK)	d	1431														1531	
Southampton Central (SOU)	a	1434	1453		1458			1513				1528	1534	1552			1558
Southampton Central (SOU)	d	1435	1455		1500			1515				1530	1535	1555			1600
St Denys (SDN)	d	1440											1540				
Swaythling (SWG)	d	1443											1543				
Southampton Airport Parkway (SOA)	← d	1446	1503		1508			1523				1538	1546	1603			1608
Portsmouth Harbour (PMH)	d											1459					
Portsmouth & Southsea (PMS)	d											1504					
Fratton (FTN)	d											1508					
Hilsea (HLS)	d											1512					
Cosham (CSA)	d											1517					
Portchester (PTC)	d											1522					
Fareham (FRM)	d											1528					
Botley (BOE)	d											1535					
Hedge End (HDE)	d											1540					
Eastleigh (ESL)	3 a	1450	1506			←						1546	1550	1607			
Eastleigh (ESL)	3 d	1450	1514			1514						1547	1550	1614			
Chandlers Ford (CFR)	d	1455	→										1555	→			
Romsey (ROM)	a	1503											1603				
Shawford (SHW)	d						1519										
Winchester (WIN)	d				1518	1524a		1533				1548	1556				1618
Micheldever (MIC)	d												1605				
Basingstoke (BSK)	a				1534			1548					1615				1634
Reading (RDG)	7 a							1606									
Fleet (FLE)	a												1626				
Farnborough (Main) (FNB)	a												1632				
Woking (WOK)	a											1620	1642				
Clapham Junction (CLJ)	10 a				1612												1711
London Waterloo (WAT)	↻ 15 a				1621							1649	1708				1720

NOTES (see introductory pages for explanation of train operator codes and standard symbols)

- a Arrival time
- d Departure time
- B To Manchester Piccadilly
- E From Salisbury
- F To Gloucester
- Z Runs from 6 January

Weymouth, Bournemouth, Yarmouth (IOW), Lymington, Southampton, Portsmouth and Fareham to Winchester and London

Saturdays

Operator	SW	XC	SW	SW	SW	SW	SW	SW	SW	SW	SW	SW	SW	SW	GW	XC	SW	SW	
Days of operation/Notes 1st Class/Reservations/Bus/Ferry Catering facilities	□	□◇ ⚓	Y ⚓	Z ⚓	□	□	□	E □	□	□	□	□	□	□	F	□◇ ⚓	Z ⚓	□	
Weymouth (WEY)	d					1503								1520				1530	
Upwey (UPW)	d													1524				1535	
Dorchester West (DCW)	a																	1543	
Dorchester South (DCH)	d					1513								1533					
Moreton (Dorset) (MTN)	d													1539					
Wool (WOO)	d													1545					
Wareham (WRM)	d					1528								1553					
Holton Heath (HOL)	d													1556					
Hamworthy (HAM)	d					1535								1601					
Poole (POO)	4 a					1539								1606					
Poole (POO)	4 d					1540								1600 1607					
Parkstone (Dorset) (PKS)	d					1544								1604					
Branksome (BSM)	d					1548								1608					
Bournemouth (BMH)	a					1554								1613 1617					
Bournemouth (BMH)	d		1545			1559				1602				1622			1645		
Pokesdown (POK)	d									1606				1626					
Christchurch (CHR)	d									1610				1630					
Hinton Admiral (HNA)	d									1615									
New Milton (NWM)	d									1619				1637					
Sway (SWY)	d									1624									
Yarmouth (I.O.W.) (YMH)	⚓ d			1500	1505													1605	
Lymington Pier (LYP)	⚓ a			1540	1545													1645	
Lymington Pier (LYP)	d					1557							1627						1657
Lymington Town (LYT)	d					1559							1629						1659
Brockenhurst (BCU)	3 a					1607	1613					1629	1637	1643					1707
Brockenhurst (BCU)	3 d						1614					1630		1644					
Beaulieu Road (BEU)	d											1635							
Ashurst New Forest (ANF)	d											1639							
Totton (TTN)	d											1644							
Redbridge (RDB)	d									1627									
Millbrook (Hants) (MBK)	d									1631									
Southampton Central (SOU)	a		1613			1628				1634	1652			1658			1713		
Southampton Central (SOU)	d		1615			1630				1635	1655			1700			1715		
St Denys (SDN)	d									1640									
Swaythling (SWG)	d									1643									
Southampton Airport Parkway (SOA)	← d		1623			1638				1646	1703			1708			1723		
Portsmouth Harbour (PMH)	⚓ d							1559											
Portsmouth & Southsea (PMS)	d							1604											
Fratton (FTN)	d							1608											
Hilsea (HLS)	d							1612											
Cosham (CSA)	d							1617											
Portchester (PTC)	d							1622											
Fareham (FRM)	d							1628											
Botley (BOE)	d							1635											
Hedge End (HDE)	d							1640											
Eastleigh (ESL)	3 a	←						1646	1650	1706					←				
Eastleigh (ESL)	3 d	1614						1647	1650	1714					1714				
Chandlers Ford (CFR)	d								1655	→									
Romsey (ROM)	a								1703										
Shawford (SHW)	d	1620															1719		
Winchester (WIN)	d	1625a	1631			1648	1656							1718	1724a		1732		
Micheldever (MIC)	d						1705												
Basingstoke (BSK)	a		1646				1715							1734			1747		
Reading (RDG)	7 a		1706														1808		
Fleet (FLE)	a							1726											
Farnborough (Main) (FNB)	a							1732											
Woking (WOK)	a					1720	1742												
Clapham Junction (CLJ)	10 a													1811					
London Waterloo (WAT)	↻ 15 a					1749	1809							1820					

NOTES (see introductory pages for explanation of train operator codes and standard symbols)

- a Arrival time
- d Departure time
- B To Manchester Piccadilly
- E From Salisbury
- F To Gloucester
- Y Runs until 30 December
- Z Runs from 6 January

Weymouth, Bournemouth, Yarmouth (IOW), Lymington, Southampton, Portsmouth and Fareham to Winchester and London

Saturdays

Operator	SW	SW	SW	SW	GW	XC	SW	SW	SW	SW	SW	SW	SW	SW	SW	SW	SW	XC	
Days of operation/Notes 1st Class/Reservations/Bus/Ferry Catering facilities	□	□	□	□	H	B	Z	□	□	□	E	□	□	□	□	□	□	J	
	□	□	□	□		□	□	□	□	□	□	□	□	□	□	□	□	□	
Weymouth (WEY)	d			1720		1735												1820	
Upwey (UPW)	d			1724		1740												1824	
Dorchester West (DCW)	a					1748													
Dorchester South (DCH)	d			1733								1813						1833	
Moreton (Dorset) (MTN)	d			1739														1839	
Wool (WOO)	d			1745														1845	
Wareham (WRM)	d			1753								1828						1853	
Holton Heath (HOL)	d			1756														1856	
Hamworthy (HAM)	d			1801								1835						1901	
Poole (POO)	4 a			1806								1839						1906	
Poole (POO)	4 d			1800	1807							1840						1900	1907
Parkstone (Dorset) (PKS)	d			1804								1844						1904	
Branksome (BSM)	d			1808								1848						1908	
Bournemouth (BMH)	a			1813	1817							1854						1913	1917
Bournemouth (BMH)	d			1822				1845				1859				1902		1922	1945
Pokesdown (POK)	d			1826											1906			1926	
Christchurch (CHR)	d			1830											1910			1930	
Hinton Admiral (HNA)	d														1915				
New Milton (NWM)	d			1837											1919			1937	
Sway (SWY)	d														1924				
Yarmouth (I.O.W.) (YMH)	d								1805										
Lymington Pier (LYP)	a								1845										
Lymington Pier (LYP)	d	1827								1857							1927		
Lymington Town (LYT)	d	1829								1859							1929		
Brockenhurst (BCU)	3 a	1837		1843						1907	1913				1929	1937	1943		1959
Brockenhurst (BCU)	3 d			1844							1914				1930		1944		2000
Beaulieu Road (BEU)	d																		
Ashurst New Forest (ANF)	d														1939				
Totton (TTN)	d														1944				
Redbridge (RDB)	d														1927				
Millbrook (Hants) (MBK)	d														1931				
Southampton Central (SOU)	a			1858				1913			1928	1934	1952				1958		2013
Southampton Central (SOU)	d			1900				1915			1930	1935	1955				2000		2015
St Denys (SDN)	d											1940							
Swaythling (SWG)	d											1943							
Southampton Airport Parkwy (SOA)	a			1908				1923			1938	1946	2003				2008		2023
Portsmouth Harbour (PMH)	d											1859							
Portsmouth & Southsea (PMS)	d											1904							
Fratton (FTN)	d											1908							
Hilsea (HLS)	d											1912							
Cosham (CSA)	d											1917							
Portchester (PTC)	d											1922							
Fareham (FRM)	d											1928							
Botley (BOE)	d											1935							
Hedge End (HDE)	d											1940							
Eastleigh (ESL)	3 a											1946	1950	2006					
Eastleigh (ESL)	3 d			1914								1947	1950	2014				2014	
Chandlers Ford (CFR)	d											1955							
Romsey (ROM)	a											2003							
Shawford (SHW)	d			1919														2019	
Winchester (WIN)	d			1918	1924a		1932			1948	1956						2018	2024a	2032
Micheldever (MIC)	d										2005								
Basingstoke (BSK)	a			1934			1947				2015						2034		2047
Reading (RDG)	7 a						2011												2106
Fleet (FLE)	a											2026							
Farnborough (Main) (FNB)	a											2032							
Woking (WOK)	a									2020	2042								
Clapham Junction (CLJ)	10 a			2011													2111		
London Waterloo (WAT)	15 a			2020						2051	2109						2120		

NOTES (see introductory pages for explanation of train operator codes and standard symbols)

- a Arrival time
- d Departure time
- B To Manchester Piccadilly
- E From Salisbury
- H To Bristol Temple Meads
- J To Birmingham New Street
- Z Runs from 6 January

Weymouth, Bournemouth, Yarmouth (IOW), Lymington, Southampton, Portsmouth and Fareham to Winchester and London

Saturdays

Operator	SW	SW	GW	SW	SW	SW	SW	SW	SW	SW	SW	SW	SW	SW	SW
Days of operation/Notes	□	□	H	□	□	E	Y	Z	□	N	Z	□	□	□	□
1st Class/Reservations/Bus/Ferry	□	□		□	□	□	□	□	□	□	□	□	□	□	□
Weymouth (WEY)	d	2010	2030		2058									2210	2310
Upwey (UPW)	d	2014	2035		2102									2214	2314
Dorchester West (DCW)	a		2043												
Dorchester South (DCH)	d	2022			2110									2222	2322
Moreton (Dorset) (MTN)	d	2028			2116									2228	2328
Wool (WOO)	d	2034			2122									2234	2334
Wareham (WRM)	d	2042			2130									2242	2342
Holton Heath (HOL)	d														
Hamworthy (HAM)	d	2048			2136									2248	2348
Poole (POO)	4 a	2053			2141									2253	2353
Poole (POO)	4 d	2054			2142					2154				2254	2354
Parkstone (Dorset) (PKS)	d	2058			2146					2158				2258	
Branksome (BSM)	d	2101			2149					2201				2301	
Bournemouth (BMH)	a	2107			2155					2207				2307	0003
Bournemouth (BMH)	d	2112			2159					2212				2312	
Pokesdown (POK)	d	2116								2216				2316	
Christchurch (CHR)	d	2120								2220				2320	
Hinton Admiral (HNA)	d	2125								2225				2325	
New Milton (NWM)	d	2129								2229				2329	
Sway (SWY)	d	2134								2234				2334	
Yarmouth (I.O.W.) (YMH)	d						2050	2105				2150			
Lymington Pier (LYP)	a						2130	2145				2230			
Lymington Pier (LYP)	d	2127								2203			2236		
Lymington Town (LYT)	d	2129								2205			2238		
Brockenhurst (BCU)	3 a	2137	2138		2213					2213	2238		2246	2338	
Brockenhurst (BCU)	3 d		2140		2214					2239				2339	
Beaulieu Road (BEU)	d														
Ashurst New Forest (ANF)	d	2147								2247				2347	
Totton (TTN)	d	2152								2252				2352	
Redbridge (RDB)	d					2227									
Millbrook (Hants) (MBK)	d					2231									
Southampton Central (SOU)	a	2158			2228	2234				2257				2357	
Southampton Central (SOU)	d	2200			2230	2235				2300				2359	
St Denys (SDN)	d					2240								0004	
Swaythling (SWG)	d					2243								0007	
Southampton Airport Parkwy (SOA)	4 d	2208			2238	2246				2308				0010	
Portsmouth Harbour (PMH)	d			2154											2324
Portsmouth & Southsea (PMS)	d			2159											2328
Fratton (FTN)	d			2203											2332
Hilsea (HLS)	d			2207											2336
Cosham (CSA)	d			2212											2342
Portchester (PTC)	d			2217											2347
Fareham (FRM)	d			2223											2353
Botley (BOE)	d			2230											2359
Hedge End (HDE)	d			2235											0005
Eastleigh (ESL)	3 a	2211	2241	2242	2250					2311			0014	0011	
Eastleigh (ESL)	3 d	2212		2247	2250					2312				0018	
Chandlers Ford (CFR)	d				2255										
Romsey (ROM)	a				2303										
Shawford (SHW)	d	2217								2319					
Winchester (WIN)	d	2223		2256						2325				0028a	
Micheldever (MIC)	d									2333					
Basingstoke (BSK)	a	2239		2312						2343					
Reading (RDG)	7 a														
Fleet (FLE)	a									0001					
Farnborough (Main) (FNB)	a									0006					
Woking (WOK)	a	2259		2333						0018					
Clapham Junction (CLJ)	10 a	2322		0002						0053					
London Waterloo (WAT)	15 a	2331		0012						0104					

NOTES (see introductory pages for explanation of train operator codes and standard symbols)

- a Arrival time
- d Departure time
- E From Salisbury
- H To Bristol Temple Meads
- N Also calls at Hook 2351, Winchfield 2355, Brookwood 0013, West Byfleet 0024, Weybridge 0029, Walton-On-Thames 0033, Surbiton 0039 and Wimbledon 0047
- Y Runs until 30 December
- Z Runs from 6 January

Weymouth, Bournemouth, Yarmouth (IOW), Lymington, Southampton, Portsmouth and Fareham to Winchester and London

Sundays

Operator	SW	SW	SW	SW	SW	SW	SW	SW	XC	SW	GW	SW	SW	SW	SW	SW
Days of operation/Notes	1	1	1	1	A	1	1	A	B	1	C	1	1	A	1	A
1st Class/Reservations/Bus/Ferry	1	1	1	1	1	1	1	1	1	1	1	1	1	1	1	1
Catering facilities	1	1	1	1	1	1	1	1	1	1	1	1	1	1	1	1
Weymouth (WEY)	d										0748	0801				
Upwey (UPW)	d										0752					
Dorchester West (DCW)	a											0812				
Dorchester South (DCH)	d										0800					
Moreton (Dorset) (MTN)	d										0807					
Wool (WOO)	d										0813					
Wareham (WRM)	d										0820					
Holton Heath (HOL)	d															
Hamworthy (HAM)	d										0827					
Poole (POO)	4 a										0831					
Poole (POO)	4 d				0720						0832					0855
Parkstone (Dorset) (PKS)	d				0724						0836					
Branksome (BSM)	d				0727						0840					
Bournemouth (BMH)	a				0732						0846					0904
Bournemouth (BMH)	d				0736						0850					0906
Pokesdown (POK)	d				0740											0910
Christchurch (CHR)	d				0744											0914
Hinton Admiral (HNA)	d				0749											0919
New Milton (NWM)	d				0753						0901					0923
Sway (SWY)	d				0758											0928
Yarmouth (I.O.W.) (YMH)	d															
Lymington Pier (LYP)	a															
Lymington Pier (LYP)	d												0914			
Lymington Town (LYT)	d												0916			
Brockenhurst (BCU)	3 a				0802						0908		0924			0932
Brockenhurst (BCU)	3 d				0803						0909					0933
Beaulieu Road (BEU)	d															0939
Ashurst New Forest (ANF)	d				0813											0943
Totton (TTN)	d				0818											0948
Redbridge (RDB)	d															0939
Millbrook (Hants) (MBK)	d															0943
Southampton Central (SOU)	a				0824						0923					0945
Southampton Central (SOU)	d				0852						0925					0953
Southampton Central (SOU)	d	0655			0755						0859	0915				0925
St Denys (SDN)	d										0904					0959
Swaythling (SWG)	d										0907					1004
Southampton Airport Parkwy (SOA)	4 d	0703			0803						0903	0910	0923			0933
Portsmouth Harbour (PMH)	d															0917
Portsmouth & Southsea (PMS)	d															0922
Fratton (FTN)	d															0926
Hilsea (HLS)	d															0930
Cosham (CSA)	d															0935
Portchester (PTC)	d															0940
Fareham (FRM)	d															0946
Botley (BOE)	d															0953
Hedge End (HDE)	d															0958
Eastleigh (ESL)	3 a	0707			0804	0807					0904	0907	0914			1004
Eastleigh (ESL)	3 d	0711														1007
Chandlers Ford (CFR)	d															1014
Romsey (ROM)	a															1015
Shawford (SHW)	d	0717														1020
Winchester (WIN)	d	0723														1028
Micheldever (MIC)	d	0732														1017
Basingstoke (BSK)	a	0742														1023
Reading (RDG)	7 a															1032
Fleet (FLE)	a															1042
Farnborough (Main) (FNB)	a															1017
Woking (WOK)	a	0802														1019
Clapham Junction (CLJ)	10 a	0832														1102
London Waterloo (WAT)	15 a	0846														1129
																1141

NOTES (see introductory pages for explanation of train operator codes and standard symbols)

- a Arrival time
- d Departure time
- A From Salisbury
- B To Manchester Piccadilly
- C Runs from 31 March. To Cardiff Central

Weymouth, Bournemouth, Yarmouth (IOW), Lymington, Southampton, Portsmouth and Fareham to Winchester and London

Sundays

Operator	SW	SW	XC	SW	SW	SW	SW	SW	SW	SW	SW	XC	SW	SW	SW	
Days of operation/Notes	Y		B		Z		A			A		B			A	
1st Class/Reservations/Bus/Ferry																
Catering facilities																
Weymouth (WEY)	d			0848										0948		
Upwey (UPW)	d			0852										0952		
Dorchester West (DCW)	a															
Dorchester South (DCH)	d			0900										1000		
Moreton (Dorset) (MTN)	d			0907										1007		
Wool (WOO)	d			0913										1013		
Wareham (WRM)	d			0920										1020		
Holton Heath (HOL)	d															
Hamworthy (HAM)	d			0927										1027		
Poole (POO)	4 a			0931										1031		
Poole (POO)	4 a			0932						0955				1032		
Parkstone (Dorset) (PKS)	d			0936										1037		
Branksome (BSM)	d			0940										1041		
Bournemouth (BMH)	a			0946						1004				1047		
Bournemouth (BMH)	d		0940	0951						1006		1040		1050		
Pokesdown (POK)	d									1010						
Christchurch (CHR)	d									1014						
Hinton Admiral (HNA)	d									1019						
New Milton (NWM)	d			1002						1023				1101		
Sway (SWY)	d									1028						
Yarmouth (I.O.W.) (YMH)		d	0855			0905										
Lymington Pier (LYP)		a	0935			0945										
Lymington Pier (LYP)	d		0944				1014					1044			1114	
Lymington Town (LYT)	d		0946				1016					1046			1116	
Brockenhurst (BCU)	3 a		0954	0954	1008		1024			1032		1054		1108	1124	
Brockenhurst (BCU)	3 d			0955	1009					1033				1109		
Beaulieu Road (BEU)	d									1039						
Ashurst New Forest (ANF)	d									1043						
Totton (TTN)	d									1048						
Redbridge (RDB)	d							1039								1139
Millbrook (Hants) (MBK)	d							1043								1143
Southampton Central (SOU)	a			1008	1023			1045		1053	←		1109	1123		1145
Southampton Central (SOU)	d			1015	1025			1059		1055	1059		1115	1125		1159
St Denys (SDN)	d							←			1104					←
Swaythling (SWG)	d										1107					
Southampton Airport Parkwy (SOA) ←	d			1023	1033					1103	1110		1123	1132		
Portsmouth Harbour (PMH)		d								1017						
Portsmouth & Southsea (PMS)	d									1022						
Fratton (FTN)	d									1026						
Hilsea (HLS)	d									1030						
Cosham (CSA)	d									1035						
Portchester (PTC)	d									1040						
Fareham (FRM)	d									1046						
Botley (BOE)	d									1053						
Hedge End (HDE)	d									1058						
Eastleigh (ESL)	3 a									1104	1107	1114				
Eastleigh (ESL)	3 d									1111	1115					
Chandlers Ford (CFR)	d										1120					
Romsey (ROM)	a										1128					
Shawford (SHW)	d									1117						
Winchester (WIN)	d			1031	1042					1123			1131	1142		
Micheldever (MIC)	d									1132						
Basingstoke (BSK)	a			1046	1058					1142			1146	1158		
Reading (RDG)	7 a			1106									1205			
Fleet (FLE)	a															
Farnborough (Main) (FNB)	a															
Woking (WOK)	a				1118					1203				1218		
Clapham Junction (CLJ)	10 a				1141					1227				1239		
London Waterloo (WAT)	15 a				1154					1237				1249		

NOTES (see introductory pages for explanation of train operator codes and standard symbols)

- a Arrival time
- d Departure time
- A From Salisbury
- B To Manchester Piccadilly
- Y Runs until 30 December
- Z Runs from 7 January

Weymouth, Bournemouth, Yarmouth (IOW), Lymington, Southampton, Portsmouth and Fareham to Winchester and London

Sundays

Operator	SW	SW	SW	SW	XC	SW	GW	SW	SW	SW	SW	SW	SW	SW	XC
Days of operation/Notes 1st Class/Reservations/Bus/Ferry Catering facilities	□	□	A	□	B	□	D	Y	Z	□	A	□	□	A	□
Weymouth (WEY)	d					1048	1058								
Upwey (UPW)	d					1052	1103								
Dorchester West (DCW)	a						1111								
Dorchester South (DCH)	d					1100									
Moreton (Dorset) (MTN)	d					1107									
Wool (WOO)	d					1113									
Wareham (WRM)	d					1120									
Holton Heath (HOL)	d														
Hamworthy (HAM)	d					1127									
Poole (POO)	4 a					1131									
Poole (POO)	4 d	1055				1132					1155				
Parkstone (Dorset) (PKS)	d					1136									
Branksome (BSM)	d					1140									
Bournemouth (BMH)	a	1104				1146					1204				
Bournemouth (BMH)	d	1106			1140	1150					1206			1240	
Pokesdown (POK)	d	1110									1210				
Christchurch (CHR)	d	1114									1214				
Hinton Admiral (HNA)	d	1119									1219				
New Milton (NWM)	d	1123				1201					1223				
Sway (SWY)	d	1128									1228				
Yarmouth (I.O.W.) (YMH)	d							1100	1105						
Lymington Pier (LYP)	a							1140	1145						
Lymington Pier (LYP)	d			1144						1214				1244	
Lymington Town (LYT)	d			1146						1216				1246	
Brockenhurst (BCU)	3 a	1132		1154		1208				1224			1232	1254	
Brockenhurst (BCU)	3 d	1133				1209							1233		
Beaulieu Road (BEU)	d	1139											1239		
Ashurst New Forest (ANF)	d	1143											1243		
Totton (TTN)	d	1148											1248		
Redbridge (RDB)	d										1239				
Millbrook (Hants) (MBK)	d										1243				
Southampton Central (SOU)	a	1153	←		1208	1223					1245		1253	←	1308
Southampton Central (SOU)	d	1155		1159	1215	1225					1259		1255		1315
St Denys (SDN)	d			1204							←			1304	
Swaythling (SWG)	d			1207										1307	
Southampton Airport Parkwy (SOA) ↔	d	1203		1210		1223	1232						1303	1310	1323
Portsmouth Harbour (PMH)	d	1117											1217		
Portsmouth & Southsea (PMS)	d	1122											1222		
Fratton (FTN)	d	1126											1226		
Hilsea (HLS)	d	1130											1230		
Cosham (CSA)	d	1135											1235		
Portchester (PTC)	d	1140											1240		
Fareham (FRM)	d	1146											1246		
Botley (BOE)	d	1153											1253		
Hedge End (HDE)	d	1158											1258		
Eastleigh (ESL)	3 a	1204	1207	1214									1304	1307	1314
Eastleigh (ESL)	3 d	1211		1215									1311		1315
Chandlers Ford (CFR)	d			1220									1320		
Romsey (ROM)	a			1228									1328		
Shawford (SHW)	d	1217											1317		
Winchester (WIN)	d	1223			1231	1242							1323		1331
Micheldever (MIC)	d	1232											1332		
Basingstoke (BSK)	a	1242			1246	1258							1342		1346
Reading (RDG)	7 a				1305										1406
Fleet (FLE)	a														
Farnborough (Main) (FNB)	a														
Woking (WOK)	a	1302				1318							1402		
Clapham Junction (CLJ)	10 a	1327				1339							1427		
London Waterloo (WAT)	15 a	1337				1349							1437		

NOTES (see introductory pages for explanation of train operator codes and standard symbols)

- a Arrival time
- d Departure time
- A From Salisbury
- B To Manchester Piccadilly
- D To Swindon
- Y Runs until 30 December
- Z Runs from 7 January

Weymouth, Bournemouth, Yarmouth (IOW), Lymington, Southampton, Portsmouth and Fareham to Winchester and London

Sundays





Operator	SW	SW Z	SW	SW A	SW	SW	SW A	SW	XC B	SW	SW Y	SW Z	SW	SW A	SW	SW
Days of operation/Notes 1st Class/Reservations/Bus/Ferry Catering facilities	□		□	□	□	□	□	□	□◇ ⚓	□			□	□	□	□
Weymouth (WEY)	d	1148								1248						
Upwey (UPW)	d	1152								1252						
Dorchester West (DCW)	a															
Dorchester South (DCH)	d	1200								1300						
Moreton (Dorset) (MTN)	d	1207								1307						
Wool (WOO)	d	1213								1313						
Wareham (WRM)	d	1220								1320						
Holton Heath (HOL)	d															
Hamworthy (HAM)	d	1227								1327						
Poole (POO)	4 a	1231								1331						
Poole (POO)	4 d	1232				1255				1332						1355
Parkstone (Dorset) (PKS)	d	1236								1337						
Branksome (BSM)	d	1240								1341						
Bournemouth (BMH)	a	1246				1304				1347						1404
Bournemouth (BMH)	d	1250				1306			1340	1350						1406
Pokesdown (POK)	d					1310										1410
Christchurch (CHR)	d					1314										1414
Hinton Admiral (HNA)	d					1319										1419
New Milton (NWM)	d	1301				1323				1401						1423
Sway (SWY)	d					1328										1428
Yarmouth (I.O.W.) (YMH)	d		1205								1300	1305				
Lymington Pier (LYP)	a		1245								1340	1345				
Lymington Pier (LYP)	d			1314				1344					1414			
Lymington Town (LYT)	d			1316				1346					1416			
Brockenhurst (BCU)	3 a	1308		1324			1332	1354		1408			1424			1432
Brockenhurst (BCU)	3 d	1309					1333			1409						1433
Beaulieu Road (BEU)	d						1339									1439
Ashurst New Forest (ANF)	d						1343									1443
Totton (TTN)	d						1348									1448
Redbridge (RDB)	d				1339										1439	
Millbrook (Hants) (MBK)	d				1343										1443	
Southampton Central (SOU)	a	1323			1346		1353	←	1408	1423				1445		1453
Southampton Central (SOU)	d	1325			1359		1355	1359	1415	1425				1459		1455
St Denys (SDN)	d				←			1404						→		
Swaythling (SWG)	d							1407								
Southampton Airport Parkwy (SOA) ←	d	1333					1403	1410		1423	1433					1503
Portsmouth Harbour (PMH)	d					1317										1417
Portsmouth & Southsea (PMS)	d					1322										1422
Fratton (FTN)	d					1326										1426
Hilsea (HLS)	d					1330										1430
Cosham (CSA)	d					1335										1435
Portchester (PTC)	d					1340										1440
Fareham (FRM)	d					1346										1446
Botley (BOE)	d					1353										1453
Hedge End (HDE)	d					1358										1458
Eastleigh (ESL)	3 a					1404	1407	1414							1504	1506
Eastleigh (ESL)	3 d						1411	1415								1511
Chandlers Ford (CFR)	d							1420							→	1507
Romsey (ROM)	a							1428								
Shawford (SHW)	d						1417									
Winchester (WIN)	d	1342					1423			1431	1442					1517
Micheldever (MIC)	d						1432									
Basingstoke (BSK)	a	1358					1443			1446	1458					1533
Reading (RDG)	7 a									1505						
Fleet (FLE)	a															
Farnborough (Main) (FNB)	a															
Woking (WOK)	a	1418					1502				1518					1553
Clapham Junction (CLJ)	10 a	1439					1527				1539					1614
London Waterloo (WAT)	15 a	1449					1537				1549					1624

NOTES (see introductory pages for explanation of train operator codes and standard symbols)

- a Arrival time
- d Departure time
- A From Salisbury
- B To Manchester Piccadilly
- Y Runs until 30 December
- Z Runs from 7 January

Weymouth, Bournemouth, Yarmouth (IOW), Lymington, Southampton, Portsmouth and Fareham to Winchester and London

Sundays

Operator	SW	SW A	SW	XC B	SW	GW E	SW Z	SW	SW A	SW	SW	SW	SW A	SW	XC B	SW
Days of operation/Notes 1st Class/Reservations/Bus/Ferry Catering facilities	□	□	□	□◇ ⚓	□			□	□	□	□	□	□	□	□◇ ⚓	□
Weymouth (WEY)	d				1348	1415										1448
Upwey (UPW)	d				1352	1420										1452
Dorchester West (DCW)	a					1428										
Dorchester South (DCH)	d				1400											1500
Moreton (Dorset) (MTN)	d				1407											1507
Wool (WOO)	d				1413											1513
Wareham (WRM)	d				1420											1520
Holton Heath (HOL)	d															
Hamworthy (HAM)	d				1427											1527
Poole (POO)	4 a				1431											1531
Poole (POO)	4 d				1432						1455					1532
Parkstone (Dorset) (PKS)	d				1437											1537
Branksome (BSM)	d				1441											1541
Bournemouth (BMH)	a				1447						1504					1547
Bournemouth (BMH)	d			1440	1450						1506				1540	1550
Pokesdown (POK)	d										1510					
Christchurch (CHR)	d										1514					
Hinton Admiral (HNA)	d										1519					
New Milton (NWM)	d				1501						1523					1601
Sway (SWY)	d										1528					
Yarmouth (I.O.W.) (YMH)	 d						1405									
Lymington Pier (LYP)	 a						1445									
Lymington Pier (LYP)	d			1444				1514							1544	
Lymington Town (LYT)	d			1446				1516							1546	
Brockenhurst (BCU)	3 a			1454	1508			1524			1532				1554	1608
Brockenhurst (BCU)	3 d				1509						1533					1609
Beaulieu Road (BEU)	d										1539					
Ashurst New Forest (ANF)	d										1543					
Totton (TTN)	d										1548					
Redbridge (RDB)	d									1539						
Millbrook (Hants) (MBK)	d									1543						
Southampton Central (SOU)	a		←	1509	1523					1545	1554			←	1609	1623
Southampton Central (SOU)	d			1459	1515	1525				1559	1555			1559	1615	1625
St Denys (SDN)	d			1504						←				1604		
Swaythling (SWG)	d			1507										1607		
Southampton Airport Parkwy (SOA)	← d			1510	1523	1533					1603			1610	1623	1633
Portsmouth Harbour (PMH)	 d										1517					
Portsmouth & Southsea (PMS)	d										1522					
Fratton (FTN)	d										1526					
Hilsea (HLS)	d										1530					
Cosham (CSA)	d										1535					
Portchester (PTC)	d										1540					
Fareham (FRM)	d										1546					
Botley (BOE)	d										1553					
Hedge End (HDE)	d										1558					
Eastleigh (ESL)	3 a	←	1514								1604	1607	←	1614		
Eastleigh (ESL)	3 d	1511	1515								1611	1607	1611	1615		
Chandlers Ford (CFR)	d		1520								←			1620		
Romsey (ROM)	a		1528											1628		
Shawford (SHW)	d	1517												1617		
Winchester (WIN)	d	1523		1531	1542						1617	1623			1631	1642
Micheldever (MIC)	d	1532										1632				
Basingstoke (BSK)	a	1542		1547	1558						1633	1642			1646	1658
Reading (RDG)	7 a			1606											1707	
Fleet (FLE)	a															
Farnborough (Main) (FNB)	a	1557												1657		
Woking (WOK)	a	1608			1618						1653	1708				1718
Clapham Junction (CLJ)	10 a	1628			1639						1714	1728				1739
London Waterloo (WAT)	↻ 15 a	1639			1649						1724	1739				1749

NOTES (see introductory pages for explanation of train operator codes and standard symbols)

- a Arrival time
- d Departure time
- A From Salisbury
- B To Manchester Piccadilly
- E To Bristol Temple Meads
- Z Runs from 7 January

Weymouth, Bournemouth, Yarmouth (IOW), Lymington, Southampton, Portsmouth and Fareham to Winchester and London

Sundays

Operator	SW	SW	SW	SW	SW	SW	SW	SW	SW	XC	SW	GW	SW	SW	SW	SW
Days of operation/Notes	Y	Z		A				A		B		E	Z		A	
1st Class/Reservations/Bus/Ferry																
Catering facilities																
Weymouth (WEY)	d											1548	1608			
Upwey (UPW)	d											1552	1613			
Dorchester West (DCW)	a												1621			
Dorchester South (DCH)	d											1600				
Moreton (Dorset) (MTN)	d											1607				
Wool (WOO)	d											1613				
Wareham (WRM)	d											1620				
Holton Heath (HOL)	d															
Hamworthy (HAM)	d															
Poole (POO)	4 a															
Poole (POO)	4 d						1555									
Parkstone (Dorset) (PKS)	d															
Branksome (BSM)	d															
Bournemouth (BMH)	a						1604									
Bournemouth (BMH)	d						1606			1640			1650			
Pokesdown (POK)	d						1610									
Christchurch (CHR)	d						1614									
Hinton Admiral (HNA)	d						1619									
New Milton (NWM)	d						1623					1701				
Sway (SWY)	d						1628									
Yarmouth (I.O.W.) (YMH)	d	1500	1505										1605			
Lymington Pier (LYP)	a	1540	1545										1645			
Lymington Pier (LYP)	d			1614						1644					1714	
Lymington Town (LYT)	d			1616						1646					1716	
Brockenhurst (BCU)	3 a			1624				1632		1654			1708		1724	
Brockenhurst (BCU)	3 d							1633					1709			
Beaulieu Road (BEU)	d							1639								
Ashurst New Forest (ANF)	d							1643								
Totton (TTN)	d							1648								
Redbridge (RDB)	d				1639											1739
Millbrook (Hants) (MBK)	d				1643											1743
Southampton Central (SOU)	a				1645		1653		←	1708		1723				1745
Southampton Central (SOU)	d				1659		1655		1659	1715		1725				1759
St Denys (SDN)	d				←				1704							←
Swaythling (SWG)	d								1707							
Southampton Airport Parkwy (SOA) ←	d						1703		1710	1723		1733				
Portsmouth Harbour (PMH)	d					1617										1717
Portsmouth & Southsea (PMS)	d					1622										1722
Fratton (FTN)	d					1626										1726
Hilsea (HLS)	d					1630										1730
Cosham (CSA)	d					1635										1735
Portchester (PTC)	d					1640										1740
Fareham (FRM)	d					1646										1746
Botley (BOE)	d					1653										1753
Hedge End (HDE)	d					1658										1758
Eastleigh (ESL)	3 a					1704	1706	←	1714							1804
Eastleigh (ESL)	3 d						1711	1707	1711	1715						1811
Chandlers Ford (CFR)	d						←			1720						←
Romsey (ROM)	a									1728						
Shawford (SHW)	d								1717							
Winchester (WIN)	d							1717	1723			1731	1742			
Micheldever (MIC)	d								1732							
Basingstoke (BSK)	a							1733	1742			1747	1758			
Reading (RDG)	7 a											1806				
Fleet (FLE)	a															
Farnborough (Main) (FNB)	a								1757							
Woking (WOK)	a							1753	1808			1818				
Clapham Junction (CLJ)	10 a							1814	1829			1839				
London Waterloo (WAT)	15 a							1825	1839			1849				

NOTES (see introductory pages for explanation of train operator codes and standard symbols)

- a Arrival time
- d Departure time
- A From Salisbury
- B To Manchester Piccadilly
- E To Bristol Temple Meads
- Y Runs until 30 December
- Z Runs from 7 January

Weymouth, Bournemouth, Yarmouth (IOW), Lymington, Southampton, Portsmouth and Fareham to Winchester and London

Sundays

Operator	SW	SW	SW	SW	XC	SW	SW	SW	SW	SW	SW	SW	SW	SW	SW	XC
Days of operation/Notes 1st Class/Reservations/Bus/Ferry Catering facilities	□	□	A	□	B	□	Y	Z	□	A	□	□	□	A	□	B
	□	□	□	□	□	□	□	□	□	□	□	□	□	□	□	□
Weymouth (WEY)	d					1648										
Upwey (UPW)	d					1652										
Dorchester West (DCW)	a															
Dorchester South (DCH)	d					1700										
Moreton (Dorset) (MTN)	d					1707										
Wool (WOO)	d					1713										
Wareham (WRM)	d					1720										
Holton Heath (HOL)	d															
Hamworthy (HAM)	d					1727										
Poole (POO)	4 a					1731										
Poole (POO)	4 d	1655				1732					1755					
Parkstone (Dorset) (PKS)	d					1737										
Branksome (BSM)	d					1741										
Bournemouth (BMH)	a	1704				1747					1804					
Bournemouth (BMH)	d	1706			1740	1750					1806					1840
Pokesdown (POK)	d	1710									1810					
Christchurch (CHR)	d	1714									1814					
Hinton Admiral (HNA)	d	1719									1819					
New Milton (NWM)	d	1723				1801					1823					
Sway (SWY)	d	1728									1828					
Yarmouth (I.O.W.) (YMH)	d						1700	1705								
Lymington Pier (LYP)	a						1740	1745								
Lymington Pier (LYP)	d			1744					1814							1844
Lymington Town (LYT)	d			1746					1816							1846
Brockenhurst (BCU)	3 a	1732		1754	1754	1808			1824		1832					1854
Brockenhurst (BCU)	3 d	1733			1755	1809					1833					
Beaulieu Road (BEU)	d	1739									1839					
Ashurst New Forest (ANF)	d	1743									1843					
Totton (TTN)	d	1748									1848					
Redbridge (RDB)	d									1839						
Millbrook (Hants) (MBK)	d									1844						
Southampton Central (SOU)	a	1753		←	1810	1823			1846		1853		←			1908
Southampton Central (SOU)	d	1755		1759	1815	1825			1859		1855			1859		1915
St Denys (SDN)	d			1804					←					1904		
Swaythling (SWG)	d			1807										1907		
Southampton Airport Parkwy (SOA)	← d	1803		1810	1823	1833					1903			1910		1923
Portsmouth Harbour (PMH)	d									1817						
Portsmouth & Southsea (PMS)	d									1822						
Fratton (FTN)	d									1826						
Hilsea (HLS)	d									1830						
Cosham (CSA)	d									1835						
Portchester (PTC)	d									1840						
Fareham (FRM)	d									1846						
Botley (BOE)	d									1853						
Hedge End (HDE)	d									1858						
Eastleigh (ESL)	3 a	1806	←	1814						1904	1906	←		1914		
Eastleigh (ESL)	3 d	1807	1811	1815						1911	1907	1911		1915		
Chandlers Ford (CFR)	d			1820						←				1920		
Romsey (ROM)	a			1828										1928		
Shawford (SHW)	d		1817											1917		
Winchester (WIN)	d	1817	1823		1831	1842					1917	1923				1931
Micheldever (MIC)	d		1832									1932				
Basingstoke (BSK)	a	1833	1842		1846	1858					1933	1942				1946
Reading (RDG)	7 a				1906											2006
Fleet (FLE)	a															
Farnborough (Main) (FNB)	a		1857											1957		
Woking (WOK)	a	1853	1908			1918					1953	2008				
Clapham Junction (CLJ)	10 a	1915	1928			1939					2015	2028				
London Waterloo (WAT)	15 a	1925	1939			1949					2024	2040				

NOTES (see introductory pages for explanation of train operator codes and standard symbols)

- a Arrival time
- d Departure time
- A From Salisbury
- B To Manchester Piccadilly
- Y Runs until 30 December
- Z Runs from 7 January

Weymouth, Bournemouth, Yarmouth (IOW), Lymington, Southampton, Portsmouth and Fareham to Winchester and London

Sundays

Operator	SW	GW	SW	SW	SW	SW	SW	SW	SW	SW	XC	SW	SW	SW	SW	SW
Days of operation/Notes		E	Z		A					A	F		Y	Z		A
1st Class/Reservations/Bus/Ferry	□		☐	□	□	□	□	□	□	□	◇	□	☐	☐	□	□
Weymouth (WEY)	d 1745	1753														1848
Upwey (UPW)	d 1749	1758														1852
Dorchester West (DCW)	a	1806														
Dorchester South (DCH)	d	1800c														1900
Moreton (Dorset) (MTN)	d	1807														1907
Wool (WOO)	d	1813														1913
Wareham (WRM)	d	1820														1920
Holton Heath (HOL)	d															
Hamworthy (HAM)	d	1827														1927
Poole (POO)	4 a	1831														1931
Poole (POO)	4 d	1832							1855							1932
Parkstone (Dorset) (PKS)	d	1836														1937
Branksome (BSM)	d	1840														1941
Bournemouth (BMH)	a	1847							1904							1947
Bournemouth (BMH)	d	1850							1906				1940			1950
Pokesdown (POK)	d								1910							
Christchurch (CHR)	d								1914							
Hinton Admiral (HNA)	d								1919							
New Milton (NWM)	d	1901							1923							2001
Sway (SWY)	d								1928							
Yarmouth (I.O.W.) (YMH)	☐ d		1805										1900	1905		
Lymington Pier (LYP)	☐ a		1845										1940	1945		
Lymington Pier (LYP)	d			1914							1944					2014
Lymington Town (LYT)	d			1916							1946					2016
Brockenhurst (BCU)	3 a	1908		1924					1932		1954		2008			2024
Brockenhurst (BCU)	3 d	1909							1933				2009			
Beaulieu Road (BEU)	d								1939							
Ashurst New Forest (ANF)	d								1943							
Totton (TTN)	d								1948							
Redbridge (RDB)	d															2039
Millbrook (Hants) (MBK)	d								1939							2043
Southampton Central (SOU)	a	1923							1943				2008	2023		2045
Southampton Central (SOU)	d	1925							1945				2008	2023		2059
St Denys (SDN)	d								1959				2015	2025		
Swaythling (SWG)	d								1959				2015	2025		
Southampton Airport Parkwy (SOA)	↔ d	1933							2004				2007			
Southampton Airport Parkwy (SOA)	↔ a								2007				2010			
Portsmouth Harbour (PMH)	☐ d								2010				2023	2033		
Portsmouth & Southsea (PMS)	d															
Fratton (FTN)	d								1917							
Hilsea (HLS)	d								1922							
Cosham (CSA)	d								1926							
Portchester (PTC)	d								1930							
Fareham (FRM)	d								1935							
Botley (BOE)	d								1940							
Hedge End (HDE)	d								1946							
Eastleigh (ESL)	3 a								1953							
Eastleigh (ESL)	3 d								1958							
Eastleigh (ESL)	3 a								2004	2006	↔	2014				
Eastleigh (ESL)	3 d								2011	2007	2011	2015				
Chandlers Ford (CFR)	d								↔			2020				
Romsey (ROM)	a											2028				
Shawford (SHW)	d															
Winchester (WIN)	d	1942							2017	2017			2031	2042		
Micheldever (MIC)	d								2023	2023						
Basingstoke (BSK)	a	1958							2032	2032						
Reading (RDG)	7 a								2033	2042			2046	2058		
Fleet (FLE)	a												2106			
Farnborough (Main) (FNB)	a															
Farnborough (Main) (FNB)	a								2057							
Woking (WOK)	a	2018							2053	2108						2118
Clapham Junction (CLJ)	10 a	2039							2114	2128						2139
London Waterloo (WAT)	↔ 15 a	2049							2124	2139						2149

NOTES (see introductory pages for explanation of train operator codes and standard symbols)

- a Arrival time
- d Departure time
- c Arrives 4 minutes earlier
- A From Salisbury
- E To Bristol Temple Meads
- F To Birmingham New Street
- Y Runs until 30 December
- Z Runs from 7 January

Weymouth, Bournemouth, Yarmouth (IOW), Lymington, Southampton, Portsmouth and Fareham to Winchester and London

Sundays








Operator	SW	SW	SW	SW	SW	SW	SW	SW	SW	SW	SW	SW	SW	SW	SW	SW	SW
Days of operation/Notes 1st Class/Reservations/Bus/Ferry	□	□	□	A □	□	□	A □	□	□	□	A □	E	Y	□	Z	□	
Weymouth (WEY)	d											1958					
Upwey (UPW)	d											2002					
Dorchester West (DCW)	a													2011			
Dorchester South (DCH)	d											2010					
Moreton (Dorset) (MTN)	d											2017					
Wool (WOO)	d											2023					
Wareham (WRM)	d											2030					
Holton Heath (HOL)	d																
Hamworthy (HAM)	d											2037					
Poole (POO)	4 a											2042					
Poole (POO)	4 d		1955									2050					
Parkstone (Dorset) (PKS)	d											2054					
Branksome (BSM)	d											2057					
Bournemouth (BMH)	a		2004									2103					
Bournemouth (BMH)	d		2006									2106					
Pokesdown (POK)	d		2010									2110					
Christchurch (CHR)	d		2014									2114					
Hinton Admiral (HNA)	d		2019									2119					
New Milton (NWM)	d		2023									2123					
Sway (SWY)	d		2028									2128					
Yarmouth (I.O.W.) (YMH)	d													2050		2105	
Lymington Pier (LYP)	a													2130		2145	
Lymington Pier (LYP)	d					2044	2114									2144	2214
Lymington Town (LYT)	d					2046	2116									2146	2216
Brockenhurst (BCU)	3 a		2032			2054	2124					2132				2154	2224
Brockenhurst (BCU)	3 d		2033									2133					
Beaulieu Road (BEU)	d		2039									2139					
Ashurst New Forest (ANF)	d		2043									2143					
Totton (TTN)	d		2048									2148					
Redbridge (RDB)	d									2139							
Millbrook (Hants) (MBK)	d									2143							
Southampton Central (SOU)	a		2053							2145		2153					
Southampton Central (SOU)	d		2055			2059				2159		2155		2159			
St Denys (SDN)	d					2104				↳				2204			
Swaythling (SWG)	d					2107								2207			
Southampton Airport Parkway (SOA)	↔ d		2103			2110						2203		2210			
Portsmouth Harbour (PMH)	d		2017									2117					
Portsmouth & Southsea (PMS)	d		2022									2122					
Fratton (FTN)	d		2026									2126					
Hilsea (HLS)	d		2030									2130					
Cosham (CSA)	d		2035									2135					
Portchester (PTC)	d		2040									2140					
Fareham (FRM)	d		2046									2146					
Botley (BOE)	d		2053									2153					
Hedge End (HDE)	d		2058									2158					
Eastleigh (ESL)	3 a		2104	2106	↳	2114						2205	2206	↳	2214		
Eastleigh (ESL)	3 d		2111	2107	2111	2115						2211	2207	2211	2215		
Chandlers Ford (CFR)	d		↳			2120						↳			2220		
Romsey (ROM)	a					2128									2231		
Shawford (SHW)	d				2117									2218			
Winchester (WIN)	d			2117	2123							2217	2223				
Micheldever (MIC)	d				2132								2232				
Basingstoke (BSK)	a			2133	2142							2234	2242				
Reading (RDG)	7 a																
Fleet (FLE)	a																
Farnborough (Main) (FNB)	a				2157								2258				
Woking (WOK)	a			2153	2208							2254	2308				
Clapham Junction (CLJ)	10 a			2214	2228							2314	2328				
London Waterloo (WAT)	↔ 15 a			2224	2237							2324	2339				

NOTES (see introductory pages for explanation of train operator codes and standard symbols)

- a Arrival time
- d Departure time
- A From Salisbury
- E To Bristol Temple Meads
- Y Runs until 30 December
- Z Runs from 7 January

Weymouth, Bournemouth, Yarmouth (IOW), Lymington, Southampton, Portsmouth and Fareham to Winchester and London

Sundays

Operator	SW	SW	SW	SW	SW	SW	SW
Days of operation/Notes	G	□	□	G	□	□	□
1st Class/Reservations/Bus/Ferry	□	□	□	□	□	□	□
Weymouth (WEY)	d		2058		2158	2258	
Upwey (UPW)	d		2102		2202	2302	
Dorchester West (DCW)	a						
Dorchester South (DCH)	d		2110		2210	2310	
Moreton (Dorset) (MTN)	d		2117		2217	2317	
Wool (WOO)	d		2123		2223	2323	
Wareham (WRM)	d		2130		2230	2330	
Holton Heath (HOL)	d						
Hamworthy (HAM)	d		2137		2237	2337	
Poole (POO)	4 a		2142		2242	2342	
Poole (POO)	4 d		2150		2250	2350	
Parkstone (Dorset) (PKS)	d		2154		2254	2354	
Branksome (BSM)	d		2157		2257	2357	
Bournemouth (BMH)	a		2203		2303	0003	
Bournemouth (BMH)	d		2208		2308		
Pokesdown (POK)	d		2212		2312		
Christchurch (CHR)	d		2216		2316		
Hinton Admiral (HNA)	d		2221		2321		
New Milton (NWM)	d		2225		2325		
Sway (SWY)	d		2230		2330		
Yarmouth (I.O.W.) (YMH)	 d						
Lymington Pier (LYP)	 a						
Lymington Pier (LYP)	d						
Lymington Town (LYT)	d						
Brockenhurst (BCU)	3 a		2234		2335		
Brockenhurst (BCU)	3 d		2235		2336		
Beaulieu Road (BEU)	d						
Ashurst New Forest (ANF)	d		2243		2343		
Totton (TTN)	d		2248		2348		
Redbridge (RDB)	d	2235					
Millbrook (Hants) (MBK)	d	2241					
Southampton Central (SOU)	a	2247	2253		2355		
Southampton Central (SOU)	d	2305	2255	2305			
St Denys (SDN)	d			2310			
Swaythling (SWG)	d			2313			
Southampton Airport Parkway (SOA)	 d		2303	2316			
Portsmouth Harbour (PMH)	 d		2217				2317
Portsmouth & Southsea (PMS)	d		2222				2322
Fratton (FTN)	d		2226				2326
Hilsea (HLS)	d		2230				2330
Cosham (CSA)	d		2235				2335
Portchester (PTC)	d		2240				2340
Fareham (FRM)	d		2246				2346
Botley (BOE)	d		2253				2353
Hedge End (HDE)	d		2258				2358
Eastleigh (ESL)	3 a		2305	2309	2320		0005
Eastleigh (ESL)	3 d			2311	2322		
Chandlers Ford (CFR)	d				2327		
Romsey (ROM)	a				2335		
Shawford (SHW)	d			2317			
Winchester (WIN)	d			2323			
Micheldever (MIC)	d			2332			
Basingstoke (BSK)	a			2342			
Reading (RDG)	7 a						
Fleet (FLE)	a						
Farnborough (Main) (FNB)	a						
Woking (WOK)	a			0002			
Clapham Junction (CLJ)	10 a			0023			
London Waterloo (WAT)	 15 a			0033			

NOTES (see introductory pages for explanation of train operator codes and standard symbols)

- a Arrival time
- d Departure time
- G From Romsey