

London and Reading to Swindon, Cheltenham Spa, Bristol, Weston-S.M, Cardiff, Swansea and West Wales

**Mondays to Fridays**

Operator Days of operation/Notes 1st Class/Reservations/Bus/Ferry Catering facilities	GW	GW A	GW B	GW C	GW D	GW E	GW	GW	GW	GW F	GW	GW	GW	GW	GW	GW	GW	GW	GW
	11	A	B	C	D	E				F									
London Paddington (PAD)  d			0523		0600	0628	0630	0648			0700	0712	0728	0731	0748		0757	0818	0830
Reading (RDG)  d			0549		0627	0653	0656	0713			0725	0739	0753	0756	0813		0825	0843	0855
Didcot Parkway (DID) d			0603		0640		0710				0739	0754		0809			0839		
Swindon (SWI) a			0618		0655	0719	0725	0737			0753	0811	0817	0825	0838		0853	0907	0919
Swindon (SWI) d		0611	0621	0633	0659	0722	0730	0741	0754	0756	0812	0819	0828	0841	0845	0856	0910	0922	
Kemble (KEM) d				0645			0742		0808				0841						
Stroud (STD) d				0701			0758		0822				0858						
Stonehouse (SHU) d				0706			0803		0827				0903						
Gloucester (GCR)  a				0718			0818		0845				0914						
Cheltenham Spa (CNM) a				0733			0832		0903				0930						
Chippenham (CPM) d		0627	0633		0711	0734					0809c		0832			0900	0908		0935c
Melksham (MKM) a		0636														0909			
Trowbridge (TRO) a		0645														0919			
Westbury (WSB) a		0653														0926			
Bath Spa (BTH)  d			0647f		0724c	0747c					0823f		0845				0923h		0949c
Bristol Parkway (BPW)  d	0602		0728g					0804				0835		0905c				0934c	
Bristol Temple Meads (BRI)  a			0658j		0736	0803					0836		0857				0935		1001
Nailsea & Backwell (NLS) a						0825													1019
Yatton (YAT) a						0830													1024
Worle (WOR) a						0836													1030
Weston Milton (WNM) a																			
Weston-super-Mare (WSM) a						0843													1038
Highbridge & Burnham (HIG) a																			
Bridgwater (BWT) a					0804														
Taunton (TAU) a					0815														
Newport (South Wales) (NWP) a	0625		0747					0824			0853			0922					0952
Cardiff Central (CDF)  a	0641		0804					0839			0908			0936					1010
Bridgend (BGN) a	0703		0827					0901						0959					
Port Talbot Parkway (PTA) a	0716		0839					0913						1012					
Neath (NTH) a	0724		0846					0920						1019					
Swansea (SWA) a	0740		0859					0933						1034					
Llanelli (LLE)  a	0813							1002											
Pembrey & Burry Port (PBY) a	0822							1008											
Carmarthen (CMN) a	0849							1038											

For the complete service between London, Reading and Didcot Parkway see table 121

For the complete service between Gloucester and Cheltenham Spa see table 132

For the complete service between Bath and Bristol see table 133

For the complete service between Bristol, Weston-super-Mare and Taunton see table 134

For the complete service between Newport and Cardiff see table 128

For the complete service between Cardiff, Swansea and West Wales see table 126

**NOTES** (see introductory pages for explanation of train operator codes and standard symbols)

- a Arrival time
- d Departure time
- c Arrives 3 minutes earlier
- f Arrives 4 minutes earlier
- g Arrives 11 minutes earlier
- h Arrives 5 minutes earlier
- j Calls at Bristol Temple Meads before Bristol Parkway

- A To Southampton Central
- B Also calls at Filton Abbey Wood 0714
- C To Worcester Shrub Hill
- D To Penzance
- E Also calls at Keynsham 0755
- F From Salisbury to Worcester Foregate Street

London and Reading to Swindon, Cheltenham Spa, Bristol, Weston-S.M, Cardiff, Swansea and West Wales

**Mondays to Fridays**

Operator 1st Class/Reservations/Bus/Ferry Catering facilities	GW 113	GW 113	GW 113	GW 113	GW 113	GW 113	GW 113	GW 113	GW 113	GW 113	GW 113	GW 113	GW 113	GW 113	GW 113	GW 113	GW 113	GW 113	GW 113
London Paddington (PAD) <b>15</b> d	0832	0848	0900	0918	0930	0932	0948	1000		1015	1030	1032	1048	1100	1116	1130	1132	1148	
Reading (RDG) <b>7</b> d	0858	0913	0925	0943	0955	0958	1013	1025		1040	1055	1058	1113	1125	1141	1155	1158	1213	
Didcot Parkway (DID) d	0911		0939			1011		1038		1053		1111		1138	1154		1211		
Swindon (SWI) a	0927	0938	0953	1009	1019	1027	1040	1053		1108	1119	1127	1137	1153	1209	1219	1227	1239	
Swindon (SWI) d	0929	0941	0958	1011	1022	1030	1042	1056	1105	1111	1122	1129	1140	1155	1211	1222	1229	1241	
Kemble (KEM) d	0942					1043						1141					1242		
Stroud (STD) d	0958					1059						1157					1257		
Stonehouse (SHU) d	1003					1103						1202					1302		
Gloucester (GCR) <b>7</b> a	1015					1115						1215					1314		
Cheltenham Spa (CNM) a	1031					1132						1231					1331		
Chippenham (CPM) d			1010c		1033			1108	1121		1135c			1207		1233			
Melksham (MKM) a									1130										
Trowbridge (TRO) a									1140										
Westbury (WSB) a									1147										
Bath Spa (BTH) <b>7</b> d			1023c		1046			1122f		1149			1220		1246				
Bristol Parkway (BPW) <b>7</b> d		1005		1035c			1105		1134			1204c		1240c					1304
Bristol Temple Meads (BRI) <b>10</b> a			1035		1058			1135				1201		1235		1258			
Nailsea & Backwell (NLS) a												1229							
Yatton (YAT) a												1234							
Worle (WOR) a												1240							
Weston Milton (WNM) a																			
Weston-super-Mare (WSM) a												1248							
Highbridge & Burnham (HIG) a																			
Bridgwater (BWT) a																			
Taunton (TAU) a																			
Newport (South Wales) (NWP) a		1022		1053			1122			1153			1224		1302				1321
Cardiff Central (CDF) <b>7</b> a		1036		1110			1136			1211			1238		1317				1335
Bridgend (BGN) a		1058					1158						1300						1357
Port Talbot Parkway (PTA) a		1110					1210						1312						1409
Neath (NTH) a		1117					1218						1319						1416
Swansea (SWA) a		1130					1230						1332						1429
Llanelli (LLE) <b>7</b> a							1255												1458
Pembrey & Burry Port (PBY) a							1302												1505
Carmarthen (CMN) a							1325												1527

NOTES (see introductory pages for explanation of train operator codes and standard symbols)

- a Arrival time
- d Departure time
- c Arrives 3 minutes earlier
- f Arrives 4 minutes earlier

## London and Reading to Swindon, Cheltenham Spa, Bristol, Weston-S.M, Cardiff, Swansea and West Wales

### Mondays to Fridays

Operator 1st Class/Reservations/Bus/Ferry Catering facilities	GW 11 11	GW 11 11	GW	GW 11 11	GW 11 11	GW 11 11	GW 11 11	GW 11 11	GW 11 11	GW 11 11	GW 11 11	GW 11 11	GW 11 11	GW 11 11	GW 11 11	GW 11 11	GW 11 11	GW 11 11	
London Paddington (PAD)  d	1200	1215		1230	1232	1248	1300	1315	1330	1332	1348	1400	1415		1430	1432	1448	1500	
Reading (RDG)  d	1225	1240		1255	1258	1313	1326	1340	1355	1358	1413	1425	1440		1455	1458	1513	1525	
Didcot Parkway (DID)	d	1238	1253		1311		1339	1353		1411	1438	1453			1511		1538		
Swindon (SWI)	a	1259	1308		1321	1327	1337	1354	1408	1423	1428	1438	1456	1508		1523	1527	1537	1553
Swindon (SWI)	d	1302	1310	1315	1325	1329	1340	1356	1411	1426	1429	1440	1458	1510	1514	1525	1529	1540	1555
Kemble (KEM)	d				1342						1441					1542			
Stroud (STD)	d				1357						1457					1557			
Stonehouse (SHU)	d				1402						1502					1602			
Gloucester (GCR)  a					1415						1513					1614			
Cheltenham Spa (CNM)	a				1429						1530					1631			
Chippenham (CPM)	d	1313		1330	1338			1409		1437				1512		1530	1537		1607
Melksham (MKM)	a			1339											1539				
Trowbridge (TRO)	a			1349											1549				
Westbury (WSB)	a			1357											1559				
Bath Spa (BTH)  d	1326			1351			1423c	1450				1525c			1550c				1622f
Bristol Parkway (BPW)	d		1334c			1405		1435				1504		1533				1604	
Bristol Temple Meads (BRI)  a	1338			1403			1435		1506			1537				1608			1635
Nailsea & Backwell (NLS)	a			1421												1622			
Yatton (YAT)	a			1426												1627			
Worle (WOR)	a			1432												1633			
Weston Milton (WNM)	a																		
Weston-super-Mare (WSM)	a			1440												1641			
Highbridge & Burnham (HIG)	a																		
Bridgwater (BWT)	a																		
Taunton (TAU)	a																		
Newport (South Wales) (NWP)	a		1352			1422		1500				1521		1552					1622
Cardiff Central (CDF)  a			1406			1437		1516				1535		1607					1636
Bridgend (BGN)	a					1459						1558							1658
Port Talbot Parkway (PTA)	a					1511						1610							1710
Neath (NTH)	a					1519						1617							1718
Swansea (SWA)	a					1531						1630							1730
Llanelli (LLE)  a												1653							
Pembrey & Burry Port (PBY)	a											1700							
Carmarthen (CMN)	a											1722							

**NOTES** (see introductory pages for explanation of train operator codes and standard symbols)

- a Arrival time
- d Departure time
- c Arrives 3 minutes earlier
- f Arrives 4 minutes earlier

London and Reading to Swindon, Cheltenham Spa, Bristol, Weston-S.M, Cardiff, Swansea and West Wales

**Mondays to Fridays**

Operator Days of operation/Notes 1st Class/Reservations/Bus/Ferry Catering facilities	GW	GW	GW	GW	GW	GW	GW	GW	GW	GW	GW	GW	GW	GW	GW	GW	GW	GW	GW
	113	113	113	113	113	113	113	113	113	113	113	113	113	113	113	113	113	113	113
London Paddington (PAD) 13 d	1516	1528	1532	1548	1600	1618	1630	1632		1648	1700	1718	1730	1732	1748		1801	1818	
Reading (RDG) 7 d	1541	1553	1558	1613	1625	1643	1655	1658		1713	1727	1743	1755	1758	1813		1826	1843	
Didcot Parkway (DID) d	1554		1611		1638	1658		1712			1741	1756		1812			1840	1858	
Swindon (SWI) a	1609	1619	1628	1638	1653	1713	1719	1728		1739	1756	1812	1819	1828	1837		1855	1913	
Swindon (SWI) d	1611	1622	1629	1640	1657	1715	1722	1730	1736	1742	1759	1813	1822	1830	1840	1844	1857	1915	
Kemble (KEM) d			1641					1742						1843					
Stroud (STD) d			1657					1757						1859					
Stonehouse (SHU) d			1702					1802						1905					
Gloucester (GCR) 7 a			1715					1817						1921					
Cheltenham Spa (CNM) a			1730					1831						1937					
Chippenham (CPM) d		1633			1709		1733		1752		1811		1835c				1859	1909	
Melksham (MKM) a									1802								1909		
Trowbridge (TRO) a									1812								1918		
Westbury (WSB) a									1820								1926		
Bath Spa (BTH) 7 d		1647			1722c		1746				1824c		1848				1922		
Bristol Parkway (BPW) 7 d	1634			1704		1739				1805		1837c			1904			1939	
Bristol Temple Meads (BRI) 10 a		1659			1734		1757				1836		1900				1935		
Nailsea & Backwell (NLS) a		1724					1824						1919						
Yatton (YAT) a		1729					1829						1924						
Worle (WOR) a		1735					1835						1930						
Weston Milton (WNM) a													1935						
Weston-super-Mare (WSM) a		1742					1842						1939						
Highbridge & Burnham (HIG) a							1853						1957						
Bridgwater (BWT) a							1900						2004						
Taunton (TAU) a							1912						2016						
Newport (South Wales) (NWP) a	1654			1721		1757				1822		1857				1921		1957	
Cardiff Central (CDF) 7 a	1709			1737		1813				1837		1911				1938		2013	
Bridgend (BGN) a				1801		1849				1859		1946				2000		2047	
Port Talbot Parkway (PTA) a				1813		1901				1911		1958				2012		2059	
Neath (NTH) a				1821		1908				1918		2006				2019		2106	
Swansea (SWA) a				1833		1922				1931		2018				2032		2119	
Llanelli (LLE) 7 a				1920												2119			
Pembrey & Burry Port (PBY) a				1926												2125			
Carmarthen (CMN) a				1949												2152			

NOTES (see introductory pages for explanation of train operator codes and standard symbols)

- a Arrival time
- d Departure time
- c Arrives 3 minutes earlier
- G Also calls at Kidwelly 2132 and Ferryside 2139
- H To Salisbury
- █ Pullman restaurant car service is available when boarding at highlighted times

London and Reading to Swindon, Cheltenham Spa, Bristol, Weston-S.M, Cardiff, Swansea and West Wales

**Mondays to Fridays**

Operator Days of operation/Notes 1st Class/Reservations/Bus/Ferry Catering facilities	GW	GW	GW	GW	GW	GW	GW	GW	GW	GW	GW	GW	GW	GW	GW	GW	GW	GW
	1830	1834	1848	1902	1918		1930	1933	1948		2000	2030	2032	2048	2048	2102	2131	
	1855u	1859	1913	1927	1943		1955	1958	2013		2025	2055	2058	2113	2113	2127	2156	
London Paddington (PAD)  d																		
Reading (RDG)  d																		
Didcot Parkway (DID)	d	1912	1941	1955	2008		2019	2012	2037		2038	2108	2114			2140	2209	
Swindon (SWI)	a	1919	1928	1937	1955	2008	2019	2027	2037		2053	2123	2129	2137	2137	2155	2225	
Swindon (SWI)	d	1922	1930	1940	1958	2010	2013	2022	2030	2040	2054	2125	2132	2140	2140	2157	2227	2230
Kemble (KEM)	d		1943					2042		2107		2144				2240		
Stroud (STD)	d		1958					2058		2122		2159				2256		
Stonehouse (SHU)	d		2003					2103		2127		2204				2301		
Gloucester (GCR)  a			2015					2115		2142		2217				2315		
Cheltenham Spa (CNM)	a		2032					2132		2205		2234				2331		
Chippenham (CPM)	d	1935c		2010		2029	2035				2107	2139c				2209		2245
Melksham (MKM)	a					2038												2254
Trowbridge (TRO)	a					2048												2304
Westbury (WSB)	a					2058												2311
Bath Spa (BTH)  d	1949c			2023c		2049c					2120	2153f				2224f		
Bristol Parkway (BPW)  d			2004		2038e				2103					2203	2203			
Bristol Temple Meads (BRI)  a	2004			2037			2103				2135	2212				2239		
Nailsea & Backwell (NLS)	a	2021					2123					2229						
Yatton (YAT)	a	2026					2128					2235						
Worle (WOR)	a	2032					2134					2241						
Weston Milton (WNM)	a	2037					2139											
Weston-super-Mare (WSM)	a	2042					2144					2249						
Highbridge & Burnham (HIG)	a																	
Bridgwater (BWT)	a																	
Taunton (TAU)	a																	
Newport (South Wales) (NWP)	a		2024		2059				2121					2222	2232			
Cardiff Central (CDF)  a			2039		2115				2140					2237	2250			
Bridgend (BGN)	a		2101		2145				2201					2311	2311			
Port Talbot Parkway (PTA)	a		2113		2157				2213					2323	2323			
Neath (NTH)	a		2120		2205				2221					2331	2331			
Swansea (SWA)	a		2134		2217				2233					2343	2343			
Llanelli (LLE)  a																		
Pembrey & Burry Port (PBY)	a																	
Carmarthen (CMN)	a																	

NOTES (see introductory pages for explanation of train operator codes and standard symbols)









- a Arrival time
- d Departure time
- u Stops to pick up only
- c Arrives 3 minutes earlier
- e Arrives 6 minutes earlier
- f Arrives 4 minutes earlier

J To Worcester Shrub Hill

- FO Fridays only
- FX Not Fridays

## London and Reading to Swindon, Cheltenham Spa, Bristol, Weston-S.M, Cardiff, Swansea and West Wales

### Mondays to Fridays

Operator Days of operation/Notes 1st Class/Reservations/Bus/Ferry Catering facilities	GW FO 113 113 113	GW FX 113 113 113	GW 113 113 113	GW 113 113 113	GW 113 113 113	GW FO 113 113 113	GW FX 113 113 113	GW 113 113 113
London Paddington (PAD)  d	2148	2148	2203	2228		2249	2249	2332
Reading (RDG)  d	2213	2213	2228	2255		2327	2327	0004
Didcot Parkway (DID) d			2242	2311		2342	2342	0019
Swindon (SWI) a	2237	2237	2256	2325		2358	2358	0034
Swindon (SWI) d	2240	2240	2259	2328	2342	0001	0001	0036
Kemble (KEM) d					2355			
Stroud (STD) d					0010			
Stonehouse (SHU) d					0015			
Gloucester (GCR)  a					0029			
Cheltenham Spa (CNM) a					0043			
Chippenham (CPM) d			2311	2340				0048
Melksham (MKM) a								
Trowbridge (TRO) a								
Westbury (WSB) a								
Bath Spa (BTH)  d			2324	2353c				0101
Bristol Parkway (BPW)  d	2304	2304				0024	0024	
Bristol Temple Meads (BRI)  a			2336	0008				0113
Nailsea & Backwell (NLS) a								
Yatton (YAT) a								
Worle (WOR) a								
Weston Milton (WNM) a								
Weston-super-Mare (WSM) a								
Highbridge & Burnham (HIG) a								
Bridgwater (BWT) a								
Taunton (TAU) a								
Newport (South Wales) (NWP) a	2321	2329				0043	0049	
Cardiff Central (CDF)  a	2336	2347				0056	0107	
Bridgend (BGN) a	0012	0012				0119	0130	
Port Talbot Parkway (PTA) a	0024	0024				0140	0151	
Neath (NTH) a	0031	0031				0147	0158	
Swansea (SWA) a	0044	0044				0200	0211	
Llanelli (LLE)  a								
Pembrey & Burry Port (PBY) a								
Carmarthen (CMN) a								

**NOTES** (see introductory pages for explanation of train operator codes and standard symbols)

- a Arrival time
- d Departure time
- c Arrives 3 minutes earlier

- FO Fridays only
- FX Not Fridays

London and Reading to Swindon, Cheltenham Spa, Bristol, Weston-S.M, Cardiff, Swansea and West Wales

Saturdays

Operator Days of operation/Notes 1st Class/Reservations/Bus/Ferry Catering facilities	GW 0630	GW 0655	GW 0709	GW 0724	GW 0726	GW 0730	GW 0738	GW 0742	GW 0744	GW 0754	GW 0755	GW 0758	GW 0811	GW 0828	GW 0838	GW 0845	GW 0859	GW 0914	GW 0923	GW 0930	GW 0940	GW 0956	GW 1022	GW 1030	
London Paddington (PAD)  d	0630					0648	0700	0730	0732	0748		0800	0813	0830	0832	0848	0900	0915	0930	0932					
Reading (RDG)  d	0655					0713	0725	0755	0758	0813		0825	0840	0855	0858	0913	0925	0942	0955u	0958					
Didcot Parkway (DID) d	0709						0739		0811			0839	0855	0911	0939	0956	1011								
Swindon (SWI) a	0724					0738	0754	0820	0828	0838		0857	0913	0921	0928	0938	0954	1015	1020	1028					
Swindon (SWI) d	0726					0730	0740	0756	0821	0830	0840	0845	0859	0914	0923	0930	0940	0956					1022	1030	
Kemble (KEM) d						0742			0842						0942										1042
Stroud (STD) d						0758			0858						0958										1058
Stonehouse (SHU) d						0803			0903						1003										1103
Gloucester (GCR)  a						0814			0914						1014										1114
Cheltenham Spa (CNM) a						0831			0929						1029										1130
Chippenham (CPM) d	0738						0809c	0833					0900	0911		0936									1008
Melksham (MKM) a													0909												
Trowbridge (TRO) a													0919												
Westbury (WSB) a													0926												
Bath Spa (BTH)  d	0751						0823c	0846					0924		0950c										1023e
Bristol Parkway (BPW)  d		0725				0804						0904c		0924	0937a				1004						1048c
Bristol Temple Meads (BRI)  a	0803						0835	0858					0936		1002										1035
Nailsea & Backwell (NLS) a																									
Yatton (YAT) a								0916							1021										
Worle (WOR) a																									
Weston Milton (WNM) a																									
Weston-super-Mare (WSM) a								0929																	
Highbridge & Burnham (HIG) a																									
Bridgwater (BWT) a																									
Taunton (TAU) a																									
Newport (South Wales) (NWP) a		0744				0822						0922													1023
Cardiff Central (CDF)  a		0801				0836						0937													1037
Bridgend (BGN) a		0822				0857						1001													1059
Port Talbot Parkway (PTA) a		0835				0914						1013													1111
Neath (NTH) a		0843				0922						1021													1118
Swansea (SWA) a		0856				0934						1033													1132
Llanelli (LLE)  a						0959																			1155
Pembrey & Burry Port (PBY) a						1006																			1201
Carmarthen (CMN) a						1028																			1224
Whitland (WTL) a																									
Tenby (TEN) a																									
Pembroke Dock (PMD) a																									

NOTES (see introductory pages for explanation of train operator codes and standard symbols)

- a Arrival time
- d Departure time
- u Stops to pick up only
- c Arrives 3 minutes earlier
- e Arrives 4 minutes earlier

B From Bristol Temple Meads 0704

London and Reading to Swindon, Cheltenham Spa, Bristol, Weston-S.M, Cardiff, Swansea and West Wales

Saturdays

Operator Days of operation/Notes 1st Class/Reservations/Bus/Ferry Catering facilities	GW	GW	GW	GW	GW	GW	GW	GW	GW	GW	GW	GW	GW	GW	GW	GW	GW	GW
	0948	1000		1013	1030	1032	1045	1048	1100	1115	1130	1132	1148	1200		1213	1230	1232
London Paddington (PAD)  d	0948	1000		1013	1030	1032	1045	1048	1100	1115	1130	1132	1148	1200		1213	1230	1232
Reading (RDG)  d	1013	1025u		1040	1055u	1058u	1110	1113	1125u	1140	1155	1158	1213	1225		1240	1255	1258
Didcot Parkway (DID) d		1039		1054		1111			1139	1154		1211		1239		1256		1311
Swindon (SWI) a	1038	1054		1113	1120	1128		1139	1155	1217	1221	1228	1238	1255		1314	1323	1328
Swindon (SWI) d	1040	1056	1105		1122	1130		1141	1157		1223	1230	1240	1258	1313	1319	1325	1330
Kemble (KEM) d						1142						1242						1342
Stroud (STD) d						1158						1258						1358
Stonehouse (SHU) d						1203						1303						1403
Gloucester (GCR)  a						1214						1314						1414
Cheltenham Spa (CNM) a						1228						1329						1429
Chippenham (CPM) d		1108	1121		1134		1146		1210		1235			1310	1329		1337	
Melksham (MKM) a			1130													1338		
Trowbridge (TRO) a			1140													1348		
Westbury (WSB) a			1148													1355		
Bath Spa (BTH)  d		1123e			1148c		1200c		1223		1248			1324c				1351c
Bristol Parkway (BPW)  d	1104							1204					1304			1343		
Bristol Temple Meads (BRI)  a		1135			1200		1212		1235		1300			1336				1403
Nailsea & Backwell (NLS) a																		1420
Yatton (YAT) a																		1420
Worle (WOR) a																		1420
Weston Milton (WNM) a																		1420
Weston-super-Mare (WSM) a							1235				1330							1432
Highbridge & Burnham (HIG) a																		
Bridgwater (BWT) a																		
Taunton (TAU) a																		
Newport (South Wales) (NWP) a	1123							1223					1322			1402		
Cardiff Central (CDF)  a	1137							1237					1336			1418		
Bridgend (BGN) a	1158							1258					1400					
Port Talbot Parkway (PTA) a	1210							1311					1412					
Neath (NTH) a	1218							1318					1419					
Swansea (SWA) a	1230							1331					1432					
Llanelli (LLE)  a								1355										
Pembrey & Burry Port (PBY) a								1401										
Carmarthen (CMN) a								1424										
Whitland (WTL) a																		
Tenby (TEN) a																		
Pembroke Dock (PMD) a																		

NOTES (see introductory pages for explanation of train operator codes and standard symbols)

- a Arrival time
- d Departure time
- u Stops to pick up only
- c Arrives 3 minutes earlier
- e Arrives 4 minutes earlier

A To Exeter St Davids



London and Reading to Swindon, Cheltenham Spa, Bristol, Weston-S.M, Cardiff, Swansea and West Wales

Saturdays

Operator 1st Class/Reservations/Bus/Ferry Catering facilities	GW 11:13	GW 11:15	GW 11:17	GW 11:19	GW 11:21	GW 11:23	GW 11:25	GW 11:27	GW 11:29	GW 11:31	GW 11:33	GW 11:35	GW 11:37	GW 11:39	GW 11:41	GW 11:43	GW 11:45	GW 11:47	GW 11:49
London Paddington (PAD) <b>15</b> d	1248	1300	1315	1330	1332	1348	1400		1430	1432	1448	1500	1513	1530		1548	1600	1618	
Reading (RDG) <b>7</b> d	1313	1325	1342	1355	1358	1413	1425		1455	1458	1513	1525	1540	1555		1613	1625	1643	
Didcot Parkway (DID)		1339	1356		1411		1439			1511		1539	1555	1608			1639	1656	
Swindon (SWI) a	1338	1354	1415	1420	1428	1438	1454		1520	1528	1538	1554	1613	1624		1638	1656	1712	
Swindon (SWI) d	1340	1356		1422	1430	1440	1458	1514	1524	1530	1540	1557	1614	1626		1630	1640	1658	1713
Kemble (KEM) d					1443					1542						1642			
Stroud (STD) d					1458					1558						1658			
Stonehouse (SHU) d					1503					1603						1703			
Gloucester (GCR) <b>7</b> a					1514					1614						1714			
Cheltenham Spa (CNM) a					1530					1629						1728			
Chippenham (CPM) d		1408		1434			1510	1530	1536				1609		1638			1710	
Melksham (MKM) a								1539											
Trowbridge (TRO) a								1548											
Westbury (WSB) a								1557											
Bath Spa (BTH) <b>7</b> d		1423e		1448c			1523		1552f			1623c	1637a	1653e		1704	1723	1739e	
Bristol Parkway (BPW) <b>7</b> d	1404					1504					1604								
Bristol Temple Meads (BRI) <b>10</b> a		1435		1500			1535		1605			1635		1705		1735			
Nailsea & Backwell (NLS) a				1515										1723					
Yatton (YAT) a				1520										1729					
Worle (WOR) a														1735					
Weston Milton (WNM) a																			
Weston-super-Mare (WSM) a				1532					1631					1742					
Highbridge & Burnham (HIG) a																			
Bridgwater (BWT) a																			
Taunton (TAU) a																			
Newport (South Wales) (NWP) a	1422					1526					1623					1722		1757	
Cardiff Central (CDF) <b>7</b> a	1436					1542					1637					1737		1811	
Bridgend (BGN) a	1500					1606					1700					1758			
Port Talbot Parkway (PTA) a	1512					1618					1712					1810			
Neath (NTH) a	1520					1626					1719					1818			
Swansea (SWA) a	1532					1639					1734					1830			
Llanelli (LLE) <b>7</b> a	1555										1757								
Pembrey & Burry Port (PBY) a	1602										1803								
Carmarthen (CMN) a	1624										1826								
Whitland (WTL) a																			
Tenby (TEN) a																			
Pembroke Dock (PMD) a																			

NOTES (see introductory pages for explanation of train operator codes and standard symbols)

- a Arrival time
- d Departure time
- c Arrives 3 minutes earlier
- e Arrives 4 minutes earlier
- f Arrives 5 minutes earlier

London and Reading to Swindon, Cheltenham Spa, Bristol, Weston-S.M, Cardiff, Swansea and West Wales

Saturdays

Operator 1st Class/Reservations/Bus/Ferry Catering facilities	GW 11 12	GW 11 12	GW	GW 11 12	GW 11 12	GW 11 12	GW 11 12	GW 11 12	GW 11 12	GW 11 12	GW 11 12	GW 11 12	GW 11 12	GW 11 12	GW 11 12	GW 11 12	GW 11 12	GW 11 12	
London Paddington (PAD) <b>15</b> d	1630	1632		1648	1700	1718	1730	1732	1748	1800	1818	1828	1830	1832	1848		1900	1918	
Reading (RDG) <b>7</b> d	1655	1658		1713	1725	1743	1755	1758u	1813	1825	1843	1853u	1856	1900	1913		1925	1943	
Didcot Parkway (DID)		1711			1739	1757		1811		1839	1857		1915				1939	1957	
Swindon (SWI)	a	1720	1728		1738	1754	1812	1820	1828	1838	1854	1912		1923	1934	1938	1954	2012	
Swindon (SWI)	d	1722	1730	1735	1740	1756	1814	1822	1830	1840	1857	1915	1925u	1925		1940	1944	1956	2015
Kemble (KEM)	d		1742					1842					1937						
Stroud (STD)	d		1758					1858					1953						
Stonehouse (SHU)	d		1803					1903					1958						
Gloucester (GCR) <b>7</b> a			1815					1915					2014						
Cheltenham Spa (CNM)	a		1829					1931					2029						
Chippenham (CPM)	d	1734		1751		1808		1835c			1909			1937			1959	2008	
Melksham (MKM)	a			1800													2008		
Trowbridge (TRO)	a			1810													2018		
Westbury (WSB)	a			1818													2026		
Bath Spa (BTH) <b>7</b> d	1748c				1823e		1848			1924e			1950					2024f	
Bristol Parkway (BPW) <b>7</b> d				1804		1838			1904				1950		2004				2039c
Bristol Temple Meads (BRI) <b>10</b> a	1800				1835		1900			1936			2002					2037	
Nailsea & Backwell (NLS)	a	1814					1914						2019						
Yatton (YAT)	a	1820					1919						2025						
Worle (WOR)	a						1925						2031						
Weston Milton (WNM)	a																		
Weston-super-Mare (WSM)	a	1831					1933						2038						
Highbridge & Burnham (HIG)	a	1843											2050						
Bridgwater (BWT)	a	1851											2058						
Taunton (TAU)	a	1903											2110						
Newport (South Wales) (NWP)	a			1822		1900			1922		1958				2022				2057
Cardiff Central (CDF) <b>7</b> a				1836		1914			1936		2013				2038				2111
Bridgend (BGN)	a			1859		1938			1958		2034				2059				2132
Port Talbot Parkway (PTA)	a			1911		1950			2010		2046				2111				2144
Neath (NTH)	a			1919		1958			2017		2053				2118				2152
Swansea (SWA)	a			1932		2013			2031		2106				2131				2204
Llanelli (LLE) <b>7</b> a						2040													
Pembrey & Burry Port (PBY)	a					2047													
Carmarthen (CMN)	a					2109													
Whitland (WTL)	a																		
Tenby (TEN)	a																		
Pembroke Dock (PMD)	a																		

NOTES (see introductory pages for explanation of train operator codes and standard symbols)

- a Arrival time
- d Departure time
- u Stops to pick up only
- c Arrives 3 minutes earlier
- e Arrives 4 minutes earlier
- f Arrives 5 minutes earlier

London and Reading to Swindon, Cheltenham Spa, Bristol, Weston-S.M, Cardiff, Swansea and West Wales

Saturdays

Operator Days of operation/Notes 1st Class/Reservations/Bus/Ferry Catering facilities	GW	GW	GW	GW	GW	GW	GW	GW	GW	GW	GW	GW	GW	GW
	113	113	113	113				A	113	113		113	113	113
	113	113	113	113				113	113	113		113	113	113
London Paddington (PAD) 15 d	1930	1932	1948	2000		2013		2030	2048	2130		2202	2230	2330
Reading (RDG) 7 d	1955	1958u	2013	2025		2040		2056	2113	2155		2227	2256	0005
Didcot Parkway (DID) d		2011		2038		2055		2111		2209		2240	2309	0020
Swindon (SWI) a	2020	2028	2038	2054		2114		2127	2138	2224		2256	2325	0037
Swindon (SWI) d	2022	2030	2040	2055	2110		2125	2129	2140	2226	2239	2257	2326	0038
Kemble (KEM) d		2042					2138				2252			
Stroud (STD) d		2058					2153				2307			
Stonehouse (SHU) d		2103					2158				2312			
Gloucester (GCR) 7 a		2116					2211				2326			
Cheltenham Spa (CNM) a		2131					2231							
Chippenham (CPM) d	2034			2107	2125			2142c		2238			2338	0050
Melksham (MKM) a					2134									
Trowbridge (TRO) a					2144									
Westbury (WSB) a					2152									
Bath Spa (BTH) 7 d	2048c			2120				2155		2252c			2351	0103
Bristol Parkway (BPW) 7 d			2104						2205			2319a		
Bristol Temple Meads (BRI) 10 a	2102			2132				2206		2304			0003	0115
Nailsea & Backwell (NLS) a	2114							2218s						
Yatton (YAT) a	2119							2224s						
Worle (WOR) a	2125							2230s						
Weston Milton (WNM) a	2130													
Weston-super-Mare (WSM) a	2134							2236s						
Highbridge & Burnham (HIG) a	2146							2248s						
Bridgwater (BWT) a	2154							2256s						
Taunton (TAU) a	2206							2307						
Newport (South Wales) (NWP) a			2122						2223					
Cardiff Central (CDF) 7 a			2137						2246					
Bridgend (BGN) a			2158						2310					
Port Talbot Parkway (PTA) a			2211						2322					
Neath (NTH) a			2218						2330					
Swansea (SWA) a			2231						2344					
Llanelli (LLE) 7 a														
Pembrey & Burry Port (PBY) a														
Carmarthen (CMN) a														
Whitland (WTL) a														
Tenby (TEN) a														
Pembroke Dock (PMD) a														

NOTES (see introductory pages for explanation of train operator codes and standard symbols)

- a Arrival time
- d Departure time
- s Stops to set down only
- u Stops to pick up only
- c Arrives 3 minutes earlier

A To Exeter St Davids

London and Reading to Swindon, Cheltenham Spa, Bristol, Weston-S.M, Cardiff, Swansea and West Wales

Sundays

Operator Days of operation/Notes 1st Class/Reservations/Bus/Ferry Catering facilities	GW A A A	GW A A A	GW A A A	GW A A A	GW A A A	GW A A A	GW A A A	GW A A A	GW A A A	GW A A A	GW A A A	GW A A A	GW A A A	GW B B B	GW C C C	GW A A A	GW A A A	GW A A A
London Paddington (PAD)  d	0805			0833		0900	0931				1016	1030		1045			1105	1130
Reading (RDG)  d	0829			0859		0929	0956				1043	1055		1110			1132	1155
Didcot Parkway (DID) d	0845			0914		0950	1009				1058	1108					1146	1208
Swindon (SWI) a	0900			0930		1005	1025				1116	1125		1135			1205	1225
Swindon (SWI) d	0902		0912	0932	0935	1007	1029	1031	1053	1117	1126	1130	1138	1142	1142		1226	1230
Kemble (KEM) d				0946				1043				1143						1242
Stroud (STD) d				1001				1058				1157						1257
Stonehouse (SHU) d				1005				1103				1201						1300
Gloucester (GCR)  a				1019				1114				1218						1315
Cheltenham Spa (CNM) a				1036				1130				1229						1331
Chippenham (CPM) d	0913		0927			1018				1108		1138					1237	
Melksham (MKM) a			0936											1206	1206			
Trowbridge (TRO) a			0946											1215	1216			
Westbury (WSB) a			0953											1223	1224			
Bath Spa (BTH)  d	0925					1031			1123		1151						1250	
Bristol Parkway (BPW)  d		0858		0956			1055				1146a		1201					
Bristol Temple Meads (BRI)  a	0936					1043			1136			1203					1304	
Nailsea & Backwell (NLS) a												1215						
Yatton (YAT) a						1057						1219						
Worle (WOR) a												1226						
Weston Milton (WNM) a																		
Weston-super-Mare (WSM) a						1108						1236						
Highbridge & Burnham (HIG) a																		
Bridgwater (BWT) a	1016																	
Taunton (TAU) a	1027																	
Newport (South Wales) (NWP) a		0923		1014			1113						1220					
Cardiff Central (CDF)  a		0942		1029			1127						1233					
Bridgend (BGN) a		1003		1050			1149						1255					
Port Talbot Parkway (PTA) a		1015		1102			1201						1307					
Neath (NTH) a		1023		1109			1209						1315					
Swansea (SWA) a		1035		1122			1221						1329					
Llanelli (LLE)  a							1248											
Pembrey & Burry Port (PBY) a							1255											
Carmarthen (CMN) a							1317											

NOTES (see introductory pages for explanation of train operator codes and standard symbols)

- a Arrival time
- d Departure time
- A To Exeter St Davids
- B Runs until 24 March
- C Runs from 31 March. To Weymouth

## London and Reading to Swindon, Cheltenham Spa, Bristol, Weston-S.M, Cardiff, Swansea and West Wales

### Sundays

Operator Days of operation/Notes 1st Class/Reservations/Bus/Ferry Catering facilities	GW	GW	GW	GW	GW	GW	GW	GW	GW	GW	GW	GW	GW	GW	GW	GW	GW	GW										
	1145	1158	1230	1245	1305	1330	1345	1413	1430	1445	1500	1513	1530	1210	1226	1255	1310	1332	1355	1410	1442	1455	1510	1525	1540	1555		
London Paddington (PAD)  d																												
Reading (RDG)  d																												
Didcot Parkway (DID) d		1240	1308		1346	1408		1457	1508		1538	1554	1608	1236	1259	1323	1335	1405	1425	1435	1515	1524	1535	1553	1613	1624		
Swindon (SWI) a																												
Swindon (SWI) d	1238		1325	1329	1338	1342		1426	1438	1516	1525	1530	1538	1544	1554												1625	
Kemble (KEM) d				1341					1445				1542															
Stroud (STD) d				1356					1459				1557															
Stonehouse (SHU) d				1359					1503				1600															
Gloucester (GCR)  a				1414					1521				1616															
Cheltenham Spa (CNM) a				1431					1532				1630															
Chippenham (CPM) d			1337			1357		1437				1537												1559	1607		1637	
Melksham (MKM) a						1406																		1608				
Trowbridge (TRO) a						1415																		1618				
Westbury (WSB) a						1422																		1625				
Bath Spa (BTH)  d			1350c					1450				1550c													1620		1650c	
Bristol Parkway (BPW)  d	1301				1401					1501	1541c			1601														
Bristol Temple Meads (BRI)  a									1505																		1702	
Nailsea & Backwell (NLS) a				1414																							1714	
Yatton (YAT) a				1419																							1719	
Worle (WOR) a				1425																							1725	
Weston Milton (WNM) a																												
Weston-super-Mare (WSM) a				1434																							1731	
Highbridge & Burnham (HIG) a																											1744	
Bridgwater (BWT) a																											1751	
Taunton (TAU) a													1641														1803	
Newport (South Wales) (NWP) a	1319				1420					1524	1559			1620														
Cardiff Central (CDF)  a	1334				1434					1539	1612			1634														
Bridgend (BGN) a	1354				1454					1559				1655														
Port Talbot Parkway (PTA) a	1411				1506					1611				1712														
Neath (NTH) a	1418				1514					1619				1720														
Swansea (SWA) a	1431				1529					1631				1734														
Llanelli (LLE)  a	1455									1653																		
Pembrey & Burry Port (PBY) a	1501									1700																		
Carmarthen (CMN) a	1525									1722																		

**NOTES** (see introductory pages for explanation of train operator codes and standard symbols)

- a Arrival time
- d Departure time
- c Arrives 3 minutes earlier

- D To Weymouth
- E To Frome

London and Reading to Swindon, Cheltenham Spa, Bristol, Weston-S.M, Cardiff, Swansea and West Wales

Sundays









Operator	GW	GW	GW	GW	GW	GW	GW	GW	GW	GW	GW	GW	GW	GW	GW	GW	GW	GW	
Days of operation/Notes					F			G						F					
1st Class/Reservations/Bus/Ferry																			
Catering facilities																			
London Paddington (PAD)  d		1545	1600	1613	1630		1645		1700	1713	1730	1733	1745	1800	1813	1830		1845	
Reading (RDG)  d		1610	1625	1640	1655		1710		1725	1740	1755	1758	1810	1825	1840	1855		1910	
Didcot Parkway (DID)	d		1638	1654	1708				1738	1755		1811		1838	1855				
Swindon (SWI)	a		1635	1653	1713	1724		1735		1753	1814	1820	1828	1835	1853	1914	1920		1935
Swindon (SWI)	d	1632	1638	1654		1724	1730	1738	1744	1754		1822	1828	1838	1854		1922	1929	1938
Kemble (KEM)	d	1644					1742						1840					1942	
Stroud (STD)	d	1659					1757						1856					1956	
Stonehouse (SHU)	d	1703					1801						1859					2000	
Gloucester (GCR)  a		1718					1819						1914					2016	
Cheltenham Spa (CNM)	a	1727					1830						1928					2032	
Chippenham (CPM)	d			1707		1736			1759	1807			1833			1907		1933	
Melksham (MKM)	a								1808										
Trowbridge (TRO)	a								1818										
Westbury (WSB)	a								1825										
Bath Spa (BTH)  d				1720		1749				1820			1846			1920		1946	
Bristol Parkway (BPW)  d			1701					1801						1901					2001
Bristol Temple Meads (BRI)  a				1736		1803				1833			1858			1932		1958	
Nailsea & Backwell (NLS)	a					1819							1918					2018	
Yatton (YAT)	a					1824							1923					2023	
Worle (WOR)	a					1830							1929					2029	
Weston Milton (WNM)	a												1935						
Weston-super-Mare (WSM)	a					1837							1940					2039	
Highbridge & Burnham (HIG)	a																		
Bridgwater (BWT)	a					1853													
Taunton (TAU)	a					1904									2006				
Newport (South Wales) (NWP)	a		1720					1820						1920					2020
Cardiff Central (CDF)  a			1735					1835						1935					2035
Bridgend (BGN)	a		1754					1854						1954					2054
Port Talbot Parkway (PTA)	a		1806					1906						2006					2106
Neath (NTH)	a		1814					1914						2014					2114
Swansea (SWA)	a		1830					1929						2028					2126
Llanelli (LLE)  a																			
Pembrey & Burry Port (PBY)	a																		
Carmarthen (CMN)	a																		

NOTES (see introductory pages for explanation of train operator codes and standard symbols)

- a Arrival time
- d Departure time
- F To Plymouth
- G To Salisbury

London and Reading to Swindon, Cheltenham Spa, Bristol, Weston-S.M, Cardiff, Swansea and West Wales

Sundays

Operator 1st Class/Reservations/Bus/Ferry Catering facilities	GW	GW 11 12	GW	GW 11 12	GW	GW 11 12	GW	GW 11 12	GW 11	GW	GW 11 12	GW 11 12	GW 11 12	GW 11 12	GW	GW 11 12	GW 11 12	GW 11 12	
London Paddington (PAD)  d		1900	1913	1930		1945	2005	2030			2045	2130	2145	2215		2237	2300	2333	
Reading (RDG)  d		1925	1940	1955		2010	2032	2055			2110	2155	2209	2240		2315	2337	0015	
Didcot Parkway (DID)	d	1938	1955			2022	2046				2122	2208	2223	2253		2329s	2351s	0030s	
Swindon (SWI)	a	1953	2014	2020		2039	2106	2120			2139	2224	2239	2308		2346s	0010s	0048s	
Swindon (SWI)	d	1942	1954		2022	2031	2039		2122	2130	2134	2139	2225	2240	2310	2313			
Kemble (KEM)	d				2044					2143						2325			
Stroud (STD)	d				2058					2158						2340			
Stonehouse (SHU)	d				2102					2202						2344			
Gloucester (GCR)  a					2119					2218						2359			
Cheltenham Spa (CNM)	a				2129					2233						0010			
Chippenham (CPM)	d	1958	2007		2033				2133		2149		2237		2322			0023s	0100s
Melksham (MKM)	a	2008									2158								
Trowbridge (TRO)	a	2018									2209								
Westbury (WSB)	a	2025									2216								
Bath Spa (BTH)  d		2020		2046				2146				2250c		2335			0034s	0112s	
Bristol Parkway (BPW)  d						2104						2204c	2304			0009a			
Bristol Temple Meads (BRI)  a		2032		2102				2158				2302		2347			0049	0126	
Nailsea & Backwell (NLS)	a							2213											
Yatton (YAT)	a							2218											
Worle (WOR)	a							2223											
Weston Milton (WNM)	a							2229											
Weston-super-Mare (WSM)	a							2235											
Highbridge & Burnham (HIG)	a																		
Bridgwater (BWT)	a																		
Taunton (TAU)	a																		
Newport (South Wales) (NWP)	a					2123						2222		2322					
Cardiff Central (CDF)  a						2137						2236		2336					
Bridgend (BGN)	a					2157						2257		2355					
Port Talbot Parkway (PTA)	a					2209						2309		0008					
Neath (NTH)	a					2216						2317		0017					
Swansea (SWA)	a					2229						2329		0030					
Llanelli (LLE)  a																			
Pembrey & Burry Port (PBY)	a																		
Carmarthen (CMN)	a																		

NOTES (see introductory pages for explanation of train operator codes and standard symbols)

- a Arrival time
- d Departure time
- s Stops to set down only
- c Arrives 3 minutes earlier

**West Wales, Swansea, Cardiff, Weston-S.M, Bristol, Cheltenham Spa and Swindon to Reading and London**

**Mondays to Fridays**

Operator Days of operation/Notes 1st Class/Reservations/Bus/Ferry Catering facilities	GW	GW	GW	GW	GW	GW	GW	GW	GW	GW	GW	GW	GW	GW	GW	GW	GW	GW
	010	A	010	010	010	010	010	010	010	010	B	010	010	010	010	010	010	010
Carmarthen (CMN)	d																	
Pembrey & Burry Port (PBY)	d																	
Llanelli (LLE)	7 d																	
Swansea (SWA)	d			0346		0459			0525			0558			0628			0657
Neath (NTH)	d			0358		0511			0537			0610			0640			0710
Port Talbot Parkway (PTA)	d			0405		0518			0544			0617			0647			0717
Bridgend (BGN)	d			0427		0531			0559			0630			0700			0730
Cardiff Central (CDF)	7 d			0507		0554			0623			0653			0723			0755
Newport (South Wales) (NWP)	d			0525		0607			0637			0706			0737			0808
Taunton (TAU)	d																	0654
Bridgwater (BWT)	d																	0705
Highbridge & Burnham (HIG)	d																	0713
Weston-super-Mare (WSM)	d										0620				0652			0724
Weston Milton (WNM)	d										0624				0656			
Worle (WOR)	d										0628				0700			0730
Yatton (YAT)	d										0634				0706			0736
Nailsea & Backwell (NLS)	d										0640				0712			0742
Bristol Temple Meads (BRI)	10 d	0453		0523		0547			0630		0700			0730				0800
Bristol Parkway (BPW)	7 d	0503		0552		0628			0659				0729c		0800			0829
Bath Spa (BTH)	7 d			0535		0602c			0643		0713			0743				0813
Westbury (WSB)	d											0705						0745
Trowbridge (TRO)	d											0711						0752
Melksham (MKM)	d											0721						0802
Chippenham (CPM)	d			0549		0615			0656		0726	0731			0756			0812 0826
Cheltenham Spa (CNM)	d							0553						0648				
Gloucester (GCR)	7 d		0511					0610						0705				
Stonehouse (SHU)	d		0522					0622						0719				
Stroud (STD)	d		0527					0627						0725				
Kemble (KEM)	d		0541					0642						0741				
Swindon (SWI)	a	0525	0555	0601	0615	0629	0651	0655	0708	0721	0738	0747	0751	0754	0808	0822	0834	0838 0852
Swindon (SWI)	d	0528		0603	0618	0630	0653	0657	0710	0723	0740		0753	0757	0809	0826		0840 0853
Didcot Parkway (DID)	d	0546		0619	0636	0647		0714	0726					0814	0827			0857
Reading (RDG)	7 a	0558		0631	0648	0659	0718	0726	0738	0749			0818	0826	0839			0910 0919
London Paddington (PAD)	15 a	0629		0657	0716	0726	0744	0757	0809	0816	0829		0845	0859	0905	0913		0934 0944

**NOTES** (see introductory pages for explanation of train operator codes and standard symbols)

- a Arrival time
- d Departure time
- c Arrives 4 minutes earlier

- A To Southampton Central
- B From Salisbury to Worcester Foregate Street



West Wales, Swansea, Cardiff, Weston-S.M, Bristol, Cheltenham Spa and Swindon to Reading and London

**Mondays to Fridays**

Operator Days of operation/Notes 1st Class/Reservations/Bus/Ferry Catering facilities	GW	GW	GW	GW	GW	GW	GW	GW	GW	GW	GW	GW	GW	GW	GW	GW	GW	GW	
	C	C	C	C	C	C	C	D	C	C	C	C	C	C	C	C	C	C	
Carmarthen (CMN)	d							0723											
Pembrey & Burry Port (PBY)	d							0749											
Llanelli (LLE)	7 d							0756											
Swansea (SWA)	d		0720	0743				0823					0923						
Neath (NTH)	d		0732	0755				0835					0935						
Port Talbot Parkway (PTA)	d		0739	0802				0842					0942						
Bridgend (BGN)	d		0752	0815				0855					0955						
Cardiff Central (CDF)	7 d		0817	0837				0918			0950		1018		1041				
Newport (South Wales) (NWP)	d		0830	0850				0931			1004		1033		1056				
Taunton (TAU)	d		0724																
Bridgwater (BWT)	d		0735																
Highbridge & Burnham (HIG)	d		0742																
Weston-super-Mare (WSM)	d		0755								0929								
Weston Milton (WNM)	d		0759																
Worle (WOR)	d		0803								0935								
Yatton (YAT)	d		0809								0941								
Nailsea & Backwell (NLS)	d		0815								0947								
Bristol Temple Meads (BRI)	10 d		0830		0900		0930			1000			1030	1100				1130	
Bristol Parkway (BPW)	7 d			0856	0916			0956				1024		1055	1122f				
Bath Spa (BTH)	7 d		0844		0913		0943			1013			1043	1113				1144	
Westbury (WSB)	d									0946									
Trowbridge (TRO)	d									0952									
Melksham (MKM)	d									1002									
Chippenham (CPM)	d		0857		0928c		0955		1014	1026			1056		1126			1157	
Cheltenham Spa (CNM)	d	0752					0859						0959					1059	
Gloucester (GCR)	7 d	0814					0913						1014					1113	
Stonehouse (SHU)	d	0826					0924						1026					1125	
Stroud (STD)	d	0831					0928						1030					1130	
Kemble (KEM)	d	0847					0943						1045					1145	
Swindon (SWI)	a	0900	0909	0919	0939	0943	0956	1008	1019	1034	1038	1047	1058	1109	1119	1138	1146	1158	1209
Swindon (SWI)	d	0902	0911	0920	0940	0945	0958	1009	1020		1040	1048	1100	1111	1120	1140	1147	1159	1211
Didcot Parkway (DID)	d	0919	0927			1002	1017	1028				1105	1118	1128			1204	1219	1228
Reading (RDG)	7 a	0932	0939	0945	1006	1014	1029	1040	1045		1105	1118	1131	1140	1145	1205	1216	1231	1240
London Paddington (PAD)	15 a	1000	1006	1014	1034	1044	1059	1108	1112		1136	1144	1159	1209	1211	1234	1244	1259	1307

NOTES (see introductory pages for explanation of train operator codes and standard symbols)

- a Arrival time
- d Departure time
- c Arrives 4 minutes earlier
- f Arrives 6 minutes earlier

- C From Worcester Shrub Hill
- D Also calls at Ferryside 0735 and Kidwelly 0742

**West Wales, Swansea, Cardiff, Weston-S.M, Bristol, Cheltenham Spa and Swindon to Reading and London**

**Mondays to Fridays**

Operator 1st Class/Reservations/Bus/Ferry Catering facilities	GW Ⓜ	GW Ⓜ	GW Ⓜ	GW Ⓜ	GW Ⓜ	GW Ⓜ	GW Ⓜ	GW Ⓜ	GW Ⓜ	GW Ⓜ	GW Ⓜ	GW Ⓜ	GW Ⓜ	GW Ⓜ	GW Ⓜ	GW Ⓜ	GW Ⓜ	GW Ⓜ	GW Ⓜ	
Carmarthen (CMN)	d	0927												1127						
Pembrey & Burry Port (PBY)	d	0947												1147						
Llanelli (LLE)	7 d	0954												1154						
Swansea (SWA)	d	1023						1123						1223						1323
Neath (NTH)	d	1035						1135						1235						1335
Port Talbot Parkway (PTA)	d	1042						1142						1242						1342
Bridgend (BGN)	d	1055						1155						1255						1355
Cardiff Central (CDF)	7 d	1118			1150			1218			1254			1318			1352			1418
Newport (South Wales) (NWP)	d	1131			1203			1231			1307			1331			1405			1431
Taunton (TAU)	d																			
Bridgwater (BWT)	d																			
Highbridge & Burnham (HIG)	d																			
Weston-super-Mare (WSM)	d		1123													1326				
Weston Milton (WNM)	d																			
Worle (WOR)	d		1129													1332				
Yatton (YAT)	d		1135													1338				
Nailsea & Backwell (NLS)	d		1141													1344				
Bristol Temple Meads (BRI)	10 d		1200				1230		1300				1330		1400					1430
Bristol Parkway (BPW)	7 d	1155		1225				1255		1328			1343	1356e	1427					1451
Bath Spa (BTH)	7 d		1213				1243e		1313				1343		1413					1443
Westbury (WSB)	d					1217													1419	
Trowbridge (TRO)	d					1223													1425	
Melksham (MKM)	d					1233													1435	
Chippenham (CPM)	d		1226			1243	1256e		1326				1356		1426				1445	1456
Cheltenham Spa (CNM)	d				1159							1259						1359		
Gloucester (GCR)	7 d				1213							1315						1414		
Stonehouse (SHU)	d				1225							1326						1426		
Stroud (STD)	d				1230							1330						1431		
Kemble (KEM)	d				1245							1346						1446		
Swindon (SWI)	a	1218	1238	1247	1259	1259	1309	1318	1338	1350	1359	1408	1419	1439	1449	1459	1501	1509	1516	
Swindon (SWI)	d	1220	1240	1249	1301		1310	1320	1340	1352	1400	1410	1420	1440	1451	1500		1510	1517	
Didcot Parkway (DID)	d				1305	1318		1327		1357		1418	1428	1457		1519		1527		
Reading (RDG)	7 a	1244	1305	1317	1331		1339	1345	1409	1416	1430	1440	1445	1509	1515	1531		1539	1544	
London Paddington (PAD)	15 a	1310	1335	1344	1359		1405	1414	1435	1446	1459	1507	1515	1535	1544	1557		1607	1609	

**NOTES** (see introductory pages for explanation of train operator codes and standard symbols)

- a Arrival time
- d Departure time
- e Arrives 3 minutes earlier
- Pullman restaurant car service is available when boarding at highlighted times

West Wales, Swansea, Cardiff, Weston-S.M, Bristol, Cheltenham Spa and Swindon to Reading and London

**Mondays to Fridays**

Operator Days of operation/Notes 1st Class/Reservations/Bus/Ferry Catering facilities	GW	GW	GW	GW	GW	GW	GW	GW	GW	GW	GW	GW	GW	GW	GW	GW	GW	GW	GW
	11	11	11	11	11	11	11	11	11	11	11	11	11	11	11	11	11	11	11
Carmarthen (CMN)	d																		
Pembrey & Burry Port (PBY)	d																		
Llanelli (LLE)	7 d																		
Swansea (SWA)	d					1423													1623
Neath (NTH)	d					1435													1635
Port Talbot Parkway (PTA)	d					1442													1642
Bridgend (BGN)	d					1455													1655
Cardiff Central (CDF)	7 d		1454			1518		1554											1720
Newport (South Wales) (NWP)	d		1507			1531		1607											1735
Taunton (TAU)	d																		
Bridgwater (BWT)	d																		
Highbridge & Burnham (HIG)	d																		
Weston-super-Mare (WSM)	d						1528												1728
Weston Milton (WNM)	d																		
Worle (WOR)	d						1534												1734
Yatton (YAT)	d						1540												1740
Nailsea & Backwell (NLS)	d						1546												1746
Bristol Temple Meads (BRI)	10 d	1500			1530		1600					1630		1700				1729	1800
Bristol Parkway (BPW)	7 d		1527			1556		1627					1653e		1729			1756	
Bath Spa (BTH)	7 d	1513			1543		1614					1643		1713				1745	1813
Westbury (WSB)	d										1623								
Trowbridge (TRO)	d										1629								
Melksham (MKM)	d										1639								
Chippenham (CPM)	d	1526			1556		1626				1649	1657		1726				1757	1826
Cheltenham Spa (CNM)	d			1459						1559						1659			
Gloucester (GCR)	7 d			1513						1613						1714			1750
Stonehouse (SHU)	d			1526						1627						1726			1802
Stroud (STD)	d			1531						1631						1731			1807
Kemble (KEM)	d			1546						1646						1746			1820
Swindon (SWI)	a	1538	1550	1559	1609	1618	1639	1650	1659	1708	1712	1717	1739	1751	1759	1810	1819	1835	1839
Swindon (SWI)	d	1540	1551	1600	1610	1620	1640	1651	1701		1714	1719	1741	1753	1801	1811	1820		1840
Didcot Parkway (DID)	d	1557		1619	1627		1657		1718				1735	1758		1821	1828		1857
Reading (RDG)	7 a	1609	1616	1631	1639	1645	1709	1717	1730			1739	1747	1810	1817	1834	1840	1848	1909
London Paddington (PAD)	15 a	1635	1641	1658	1704	1714	1735	1744	1759			1805	1814	1838	1844	1901	1908	1916	1937

NOTES (see introductory pages for explanation of train operator codes and standard symbols)

- a Arrival time
- d Departure time
- e Arrives 3 minutes earlier
- E Also calls at Keynsham 1736
- F To Salisbury



## West Wales, Swansea, Cardiff, Weston-S.M, Bristol, Cheltenham Spa and Swindon to Reading and London

### Mondays to Fridays

Operator Days of operation/Notes 1st Class/Reservations/Bus/Ferry Catering facilities	GW FX 111 ♣	GW H 111 ♣	GW	GW 111
Carmarthen (CMN)	d	2030		
Pembrey & Burry Port (PBY)	d	2050		
Llanelli (LLE)	7 d	2058		
Swansea (SWA)	d	2123		
Neath (NTH)	d	2135		
Port Talbot Parkway (PTA)	d	2142		
Bridgend (BGN)	d	2155		
Cardiff Central (CDF)	7 d	2218		
Newport (South Wales) (NWP)	d	2233		
Taunton (TAU)	d		2117	
Bridgwater (BWT)	d			
Highbridge & Burnham (HIG)	d			
Weston-super-Mare (WSM)	d			
Weston Milton (WNM)	d			
Worle (WOR)	d			
Yatton (YAT)	d			
Nailsea & Backwell (NLS)	d			
Bristol Temple Meads (BRI)	10 d		2200	2240
Bristol Parkway (BPW)	7 d	2302a		
Bath Spa (BTH)	7 d		2213	2253
Westbury (WSB)	d			
Trowbridge (TRO)	d			
Melksham (MKM)	d			
Chippenham (CPM)	d		2227	2306
Cheltenham Spa (CNM)	d			2216
Gloucester (GCR)	7 d			2228
Stonehouse (SHU)	d			2240
Stroud (STD)	d			2245
Kemble (KEM)	d			2258
Swindon (SWI)	a		2240	2312 2319
Swindon (SWI)	d		2241	2320
Didcot Parkway (DID)	d		2259	2337
Reading (RDG)	7 a		2310	2352
London Paddington (PAD)	15 a		2359	0030

**NOTES** (see introductory pages for explanation of train operator codes and standard symbols)

- a Arrival time
- d Departure time
- H From Penzance
- FX Not Fridays

West Wales, Swansea, Cardiff, Weston-S.M, Bristol, Cheltenham Spa and Swindon to Reading and London

Saturdays

Operator 1st Class/Reservations/Bus/Ferry Catering facilities	GW 11	GW 12	GW 13	GW 14	GW 15	GW 16	GW 17	GW 18	GW 19	GW 20	GW 21	GW 22	GW 23	GW 24	GW 25	GW 26	GW 27	GW 28	GW 29	
Pembroke Dock (PMD)	d																			
Tenby (TEN)	d																			
Whitland (WTL)	d																			
Carmarthen (CMN)	d																			
Pembrey & Burry Port (PBY)	d																			
Llanelli (LLE)	7 d																			
Swansea (SWA)	d	0356				0525		0552			0623			0644					0725	
Neath (NTH)	d	0408				0537		0604			0635			0655					0737	
Port Talbot Parkway (PTA)	d	0415				0544		0612			0642			0703					0745	
Bridgend (BGN)	d	0428				0557		0624			0655			0716					0759	
Cardiff Central (CDF)	7 d	0514				0620		0647			0718			0742					0823	
Newport (South Wales) (NWP)	d	0526				0633		0700			0731			0755					0836	
Taunton (TAU)	d													0657						
Bridgwater (BWT)	d													0707						
Highbridge & Burnham (HIG)	d													0715						
Weston-super-Mare (WSM)	d						0620							0727						
Weston Milton (WNM)	d																			
Worle (WOR)	d							0626						0733						
Yatton (YAT)	d							0632						0739						
Nailsea & Backwell (NLS)	d							0638						0745						
Bristol Temple Meads (BRI)	10 d	0530		0600		0630		0700			0730			0800					0830	
Bristol Parkway (BPW)	7 d		0554				0656c		0721			0757e			0821				0858c	
Bath Spa (BTH)	7 d	0543		0613		0643		0713			0743			0813					0843	
Westbury (WSB)	d													0745						
Trowbridge (TRO)	d													0752						
Melksham (MKM)	d													0802						
Chippenham (CPM)	d	0556		0626		0656		0726			0756		0812	0826					0856	
Cheltenham Spa (CNM)	d				0548						0649								0758	
Gloucester (GCR)	7 d				0604						0711								0817	
Stonehouse (SHU)	d				0616						0725								0829	
Stroud (STD)	d				0621						0731								0834	
Kemble (KEM)	d				0636						0746								0849	
Swindon (SWI)	a	0608	0616	0638	0649		0708	0718	0738	0744	0759	0808	0819	0828	0838	0844	0902	0908	0921	
Swindon (SWI)	d	0611	0618	0641		0700	0711	0720	0740	0747	0802	0811	0821		0840	0846	0903	0911	0923	
Didcot Parkway (DID)	d	0627	0635	0657		0719	0728		0756	0803	0819	0828		0856	0903	0920	0927			
Reading (RDG)	7 a	0640	0648	0710		0733	0741	0745	0809	0816	0832	0841	0846		0909	0916	0933	0940	0948	
London Paddington (PAD)	15 a	0707	0714	0736		0758	0805	0811	0835	0844	0859	0905	0914		0935	0944	0959	1005	1013	

NOTES (see introductory pages for explanation of train operator codes and standard symbols)

- a Arrival time
- d Departure time
- c Arrives 3 minutes earlier
- e Arrives 4 minutes earlier

West Wales, Swansea, Cardiff, Weston-S.M, Bristol, Cheltenham Spa and Swindon to Reading and London

Saturdays

Operator Days of operation/Notes 1st Class/Reservations/Bus/Ferry Catering facilities	GW	GW	GW	GW	GW	GW	GW	GW	GW	GW	GW	GW	GW	GW	GW	GW	GW	GW	GW
	A 113 A	113 A	113 A	113 A	113 A	B 113 B	113 A	113 A	113 A	113 A	113 A	113 A	113 A	113 A	113 A	113 A	113 A	113 A	113 A
Pembroke Dock (PMD)	d																		
Tenby (TEN)	d																		
Whitland (WTL)	d																		
Carmarthen (CMN)	d					0725													0932
Pembrey & Burry Port (PBY)	d					0751													0952
Llanelli (LLE)	7 d					0758													0959
Swansea (SWA)	d		0750			0823							0923						1023
Neath (NTH)	d		0802			0835							0935						1035
Port Talbot Parkway (PTA)	d		0810			0842							0943						1042
Bridgend (BGN)	d		0825			0855							0956						1055
Cardiff Central (CDF)	7 d		0853			0918							1019						1118
Newport (South Wales) (NWP)	d		0907			0932							1032						1131
Taunton (TAU)	d	0758																	
Bridgwater (BWT)	d	0808																	
Highbridge & Burnham (HIG)	d	0815																	
Weston-super-Mare (WSM)	d	0827											1002						
Weston Milton (WNM)	d																		
Worle (WOR)	d	0833																	
Yatton (YAT)	d	0839											1013						
Nailsea & Backwell (NLS)	d	0845																	
Bristol Temple Meads (BRI)	10 d	0900		0918		0930				1000			1030	1100				1130	
Bristol Parkway (BPW)	7 d		0928			0957c					1024			1057c					1157c
Bath Spa (BTH)	7 d	0913		0931		0944c				1013			1043	1113				1143	
Westbury (WSB)	d								0952										
Trowbridge (TRO)	d								0959										
Melksham (MKM)	d								1009										
Chippenham (CPM)	d	0926		0944		0957			1019	1026			1056		1126			1156	
Cheltenham Spa (CNM)	d				0859								0959					1059	
Gloucester (GCR)	7 d				0917								1017					1117	
Stonehouse (SHU)	d				0929								1029					1129	
Stroud (STD)	d				0934								1034					1134	
Kemble (KEM)	d				0949								1050					1150	
Swindon (SWI)	a	0938	0951	0956	1002	1009	1019		1036	1040	1048	1103s	1109	1119	1138		1203	1208	1219
Swindon (SWI)	d	0940	0952	0958	1004	1011	1021	1025		1042	1049		1111	1121	1140	1146	1204	1211	1221
Didcot Parkway (DID)	d	0956			1020	1026		1050		1059	1107		1127		1157	1205	1221	1227	
Reading (RDG)	7 a	1009	1018	1023	1033	1040	1046	1104		1112	1121	1131	1140	1146	1210	1219	1234	1240	1246
London Paddington (PAD)	e 15 a	1035	1045	1052	1059	1107	1114	1135		1137	1150	1159	1205	1214	1236	1244	1259	1305	1314

NOTES (see introductory pages for explanation of train operator codes and standard symbols)

- a Arrival time
- d Departure time
- s Stops to set down only
- c Arrives 3 minutes earlier

- A From Exeter St Davids
- B Also calls at Ferryside 0737 and Kidwelly 0744

West Wales, Swansea, Cardiff, Weston-S.M, Bristol, Cheltenham Spa and Swindon to Reading and London

Saturdays

Operator 1st Class/Reservations/Bus/Ferry Catering facilities	GW 11	GW 12	GW 13	GW 14	GW 15	GW 16	GW 17	GW 18	GW 19	GW 20	GW 21	GW 22	GW 23	GW 24	GW 25	GW 26	GW 27	GW 28	
Pembroke Dock (PMD)	d																		
Tenby (TEN)	d																		
Whitland (WTL)	d																		
Carmarthen (CMN)	d									1132									
Pembrey & Burry Port (PBY)	d									1152									
Llanelli (LLE)	7 d									1159									
Swansea (SWA)	d					1122				1223						1324			
Neath (NTH)	d					1136				1235						1336			
Port Talbot Parkway (PTA)	d					1144				1242						1344			
Bridgend (BGN)	d					1158				1255						1356			
Cardiff Central (CDF)	7 d					1221				1320						1421		1442	
Newport (South Wales) (NWP)	d					1234				1333						1434		1456	
Taunton (TAU)	d				1130														
Bridgwater (BWT)	d				1141														
Highbridge & Burnham (HIG)	d				1148														
Weston-super-Mare (WSM)	d				1202				1302						1402				
Weston Milton (WNM)	d																		
Worle (WOR)	d																		
Yatton (YAT)	d				1213														
Nailsea & Backwell (NLS)	d																		
Bristol Temple Meads (BRI)	10 d	1200			1230		1300		1330		1400				1430		1500		
Bristol Parkway (BPW)	7 d					1256				1357c					1457c		1518		
Bath Spa (BTH)	7 d	1213			1243		1313		1343		1413				1443		1513		
Westbury (WSB)	d			1217									1419						
Trowbridge (TRO)	d			1223									1425						
Melksham (MKM)	d			1233									1435						
Chippenham (CPM)	d	1226		1245		1256		1326		1356		1426	1445		1456		1526		
Cheltenham Spa (CNM)	d			1159					1259					1359				1459	
Gloucester (GCR)	7 d			1217					1317					1417				1517	
Stonehouse (SHU)	d			1229					1328					1429				1529	
Stroud (STD)	d			1234					1334					1434				1534	
Kemble (KEM)	d			1249					1350					1449				1550	
Swindon (SWI)	a	1238		1301	1302	1308	1318	1338	1403	1408	1419	1438	1501	1502	1508	1521	1538	1544	1603
Swindon (SWI)	d	1240	1249		1304	1311	1320	1340	1404	1411	1421	1440		1504	1511	1523	1540	1545	
Didcot Parkway (DID)	d	1257	1306		1321	1328		1357	1421	1428		1457		1521	1528		1557	1605	
Reading (RDG)	7 a	1310	1319		1334	1341	1346	1410	1434	1441	1446	1510		1534	1541	1548	1610	1619	
London Paddington (PAD)	15 a	1335	1344		1359	1405	1413	1436	1459	1505	1512	1535		1559	1605	1614	1635	1644	

NOTES (see introductory pages for explanation of train operator codes and standard symbols)

- a Arrival time
- d Departure time
- c Arrives 3 minutes earlier



West Wales, Swansea, Cardiff, Weston-S.M, Bristol, Cheltenham Spa and Swindon to Reading and London

Saturdays

Operator 1st Class/Reservations/Bus/Ferry Catering facilities	GW 10	GW 11	GW 12	GW 13	GW 14	GW 15	GW 16	GW 17	GW 18	GW 19	GW 20	GW 21	GW 22	GW 23	GW 24	GW 25	GW 26	GW 27	
Pembroke Dock (PMD)	d																		
Tenby (TEN)	d																		
Whitland (WTL)	d																		
Carmarthen (CMN)	d		1325										1528						
Pembrey & Burry Port (PBY)	d		1345										1548						
Llanelli (LLE)	7 d		1355										1556						
Swansea (SWA)	d		1423					1526					1622					1728	
Neath (NTH)	d		1435					1538					1634					1740	
Port Talbot Parkway (PTA)	d		1443					1546					1642					1747	
Bridgend (BGN)	d		1455					1558					1655					1800	
Cardiff Central (CDF)	7 d		1518					1623					1718					1822	
Newport (South Wales) (NWP)	d		1531					1636					1731					1835	
Taunton (TAU)	d																		
Bridgwater (BWT)	d																		
Highbridge & Burnham (HIG)	d																		
Weston-super-Mare (WSM)	d	1502					1602						1702				1802		
Weston Milton (WNM)	d																		
Worle (WOR)	d																		
Yatton (YAT)	d	1513																	
Nailsea & Backwell (NLS)	d																		
Bristol Temple Meads (BRI)	10 d	1530		1600			1630		1700				1730		1800		1830		1900
Bristol Parkway (BPW)	7 d		1557e				1658c		1724				1757e					1858e	
Bath Spa (BTH)	7 d	1543		1613			1643		1713				1743		1813		1843		1913
Westbury (WSB)	d					1623												1835	
Trowbridge (TRO)	d					1629												1841	
Melksham (MKM)	d					1639												1851	
Chippenham (CPM)	d	1556		1626		1649	1656		1726				1756		1826		1856	1901	1926
Cheltenham Spa (CNM)	d				1559								1659				1759		
Gloucester (GCR)	7 d				1616								1717				1817		
Stonehouse (SHU)	d				1628								1729				1829		
Stroud (STD)	d				1633								1734				1834		
Kemble (KEM)	d				1649								1750				1849		
Swindon (SWI)	a	1608	1619	1638	1702	1705	1709	1721	1738	1748	1803	1808	1819	1838	1902	1908	1917	1921	1939
Swindon (SWI)	d	1611	1621	1640	1704		1711	1723	1740	1749	1804	1811	1821	1840		1911		1923	1941
Didcot Parkway (DID)	d	1627		1657	1721		1728		1757	1807	1821	1826	1857		1928				1956
Reading (RDG)	7 a	1640	1646	1710	1734		1741	1748	1810	1821	1834	1840	1846	1910		1941		1948	2010
London Paddington (PAD)	15 a	1707	1714	1735	1759		1805	1813	1835	1850	1859	1905	1912	1935		2005		2013	2035

NOTES (see introductory pages for explanation of train operator codes and standard symbols)

- a Arrival time
- d Departure time
- c Arrives 3 minutes earlier
- e Arrives 4 minutes earlier

West Wales, Swansea, Cardiff, Weston-S.M, Bristol, Cheltenham Spa and Swindon to Reading and London

Saturdays

Operator Days of operation/Notes 1st Class/Reservations/Bus/Ferry Catering facilities	GW	GW	GW	GW	GW	GW	GW	GW	GW	GW	GW	GW	GW
	11	11	11		11	11	11	11	11		C	11	11
	11	11	11		11	11	11	11	11		C	11	11
Pembroke Dock (PMD)	d												
Tenby (TEN)	d												
Whitland (WTL)	d												
Carmarthen (CMN)	d	1720											
Pembrey & Burry Port (PBY)	d	1740											
Llanelli (LLE)	7 d	1754											
Swansea (SWA)	d	1822				1926		2022					
Neath (NTH)	d	1834				1938		2034					
Port Talbot Parkway (PTA)	d	1842				1946		2042					
Bridgend (BGN)	d	1855				1959		2055					
Cardiff Central (CDF)	7 d	1919				2022		2118					
Newport (South Wales) (NWP)	d	1932				2035		2131					
Taunton (TAU)	d						1958				2119	2130	
Bridgwater (BWT)	d						2009					2141	
Highbridge & Burnham (HIG)	d						2016					2148	
Weston-super-Mare (WSM)	d						2028					2200	
Weston Milton (WNM)	d												
Worle (WOR)	d											2206	
Yatton (YAT)	d						2038					2212	
Nailsea & Backwell (NLS)	d						2044					2218	
Bristol Temple Meads (BRI)	10 d		2000				2100				2200	2230	2330
Bristol Parkway (BPW)	7 d	1956e				2056		2150a					
Bath Spa (BTH)	7 d		2013				2115c				2214c	2245c	2344c
Westbury (WSB)	d			2008									
Trowbridge (TRO)	d			2015									
Melksham (MKM)	d			2025									
Chippenham (CPM)	d		2026	2036			2128				2227	2300c	2356s
Cheltenham Spa (CNM)	d	1859			2002				2105	2132			
Gloucester (GCR)	7 d	1916			2017				2119	2145			
Stonehouse (SHU)	d	1928			2029				2131	2157			
Stroud (STD)	d	1933			2034				2136	2202			
Kemble (KEM)	d	1949			2049				2151	2215			
Swindon (SWI)	a	2002	2018	2038	2054	2102	2118	2140	2204	2230	2240	2312	0010
Swindon (SWI)	d	2004	2020	2040		2104	2120	2142	2211		2241	2315	
Didcot Parkway (DID)	d	2021		2056		2120	2136	2200	2228		2257	2332	
Reading (RDG)	7 a	2034	2046	2110		2133	2149	2213	2241		2310	2345	
London Paddington (PAD)	15 a	2059	2112	2135		2200	2214	2237	2306		2340	0023	

NOTES (see introductory pages for explanation of train operator codes and standard symbols)

- a Arrival time
- d Departure time
- s Stops to set down only
- c Arrives 3 minutes earlier
- e Arrives 4 minutes earlier
  
- C From Penzance

West Wales, Swansea, Cardiff, Weston-S.M, Bristol, Cheltenham Spa and Swindon to Reading and London

Sundays

Operator Days of operation/Notes 1st Class/Reservations/Bus/Ferry Catering facilities	GW 1◇ ⚡	GW	GW 1B ⚡	GW A	GW	GW 1B ⚡	GW 1B ⚡	GW 1B ⚡	GW 1B ⚡	GW 1B ⚡	GW 1B ⚡	GW 1B ⚡	GW 1B ⚡	GW 1B ⚡	GW 1B ⚡	GW 1B ⚡	GW 1B ⚡	GW 1B ⚡	
Carmarthen (CMN)	d																		
Pembrey & Burry Port (PBY)	d																		
Llanelli (LLE)	7 d																		
Swansea (SWA)	d							0755					0832	0923					1022
Neath (NTH)	d							0807					0844	0935					1035
Port Talbot Parkway (PTA)	d							0814					0851	0942					1042
Bridgend (BGN)	d							0827					0904	0955					1055
Cardiff Central (CDF)	7 d							0850					0935	1020					1120
Newport (South Wales) (NWP)	d							0908					0953	1033					1133
Taunton (TAU)	d																		
Bridgwater (BWT)	d																		
Highbridge & Burnham (HIG)	d																		
Weston-super-Mare (WSM)	d							0829											
Weston Milton (WNM)	d																		
Worle (WOR)	d							0835											
Yatton (YAT)	d							0841											
Nailsea & Backwell (NLS)	d							0847											
Bristol Temple Meads (BRI)	10 d	0745						0900					1000					1100	
Bristol Parkway (BPW)	7 d			0834						0934	0955			1025f	1055				1155c
Bath Spa (BTH)	7 d	0758						0913					1013					1113	
Westbury (WSB)	d				0820												1046		
Trowbridge (TRO)	d				0827												1051		
Melksham (MKM)	d				0836												1102		
Chippenham (CPM)	d	0810			0846			0926c					1026				1112	1126	
Cheltenham Spa (CNM)	d											0928							1054
Gloucester (GCR)	7 d							0905				0940							1115
Stonehouse (SHU)	d							0917				0953							1126
Stroud (STD)	d							0922				0958							1132
Kemble (KEM)	d							0936				1011							1147
Swindon (SWI)	a	0823		0856	0902		0938	0950	0958	1018	1025	1038	1049	1117		1131	1138	1201	1217
Swindon (SWI)	d	0824	0845	0858		0925	0940		1000	1019		1040	1051	1119	1130		1140	1201	1219
Didcot Parkway (DID)	d	0841	0902	0914		0942	0956					1056			1148		1156	1219	
Reading (RDG)	7 a	0854	0916	0928		0954	1009		1025	1045		1109	1116	1144	1202		1209	1231	1244
London Paddington (PAD)	15 a	0922	0944	0954		1023	1036		1050	1109		1136	1142	1210	1229		1235	1259	1309

NOTES (see introductory pages for explanation of train operator codes and standard symbols)

- a Arrival time
- d Departure time
- c Arrives 3 minutes earlier
- f Arrives 6 minutes earlier
- A From Warminster

West Wales, Swansea, Cardiff, Weston-S.M, Bristol, Cheltenham Spa and Swindon to Reading and London

Sundays

Operator Days of operation/Notes 1st Class/Reservations/Bus/Ferry Catering facilities	GW	GW	GW	GW	GW	GW	GW	GW	GW	GW	GW	GW	GW	GW	GW	GW	GW	GW	
	11	12	13	14	15	B	16	17	18	19	20	21	22	23	24	C	25	26	
Carmarthen (CMN)	d													1127					
Pembrey & Burry Port (PBY)	d													1147					
Llanelli (LLE)	7 d													1154					
Swansea (SWA)	d				1123									1223			1323		
Neath (NTH)	d				1135									1235			1335		
Port Talbot Parkway (PTA)	d				1142									1242			1342		
Bridgend (BGN)	d				1155									1255			1357		
Cardiff Central (CDF)	7 d				1220									1320			1420		
Newport (South Wales) (NWP)	d				1233									1334			1433		
Taunton (TAU)	d																		
Bridgwater (BWT)	d																		
Highbridge & Burnham (HIG)	d																		
Weston-super-Mare (WSM)	d	1131													1327				
Weston Milton (WNM)	d																		
Worle (WOR)	d	1137													1333				
Yatton (YAT)	d	1142													1339				
Nailsea & Backwell (NLS)	d	1148													1345				
Bristol Temple Meads (BRI)	10 d	1200			1230				1300						1400		1430		1500
Bristol Parkway (BPW)	7 d		1220		1255						1355						1455		
Bath Spa (BTH)	7 d	1213			1243				1313						1413		1443		1513
Westbury (WSB)	d						1241												1447
Trowbridge (TRO)	d						1248												1454
Melksham (MKM)	d						1257												1503
Chippenham (CPM)	d	1226			1255				1326						1426		1457		1513 1526
Cheltenham Spa (CNM)	d			1155								1301					1401		
Gloucester (GCR)	7 d			1217								1316					1417		
Stonehouse (SHU)	d			1230								1328					1431		
Stroud (STD)	d			1235								1334					1436		
Kemble (KEM)	d			1250								1348					1451		
Swindon (SWI)	a	1238	1243	1303	1308	1317	1324		1338	1402	1417			1438	1504	1513	1517		1533 1538
Swindon (SWI)	d	1240	1245		1309	1319		1330 1340		1419	1430 1440			1519	1530		1540		
Didcot Parkway (DID)	d	1256	1303					1348 1356			1449 1456						1548		1556
Reading (RDG)	7 a	1309	1317		1335	1344		1401 1409			1444 1502 1509						1544 1602		1609
London Paddington (PAD)	15 a	1335	1343		1359	1409		1429 1435			1509 1529 1536						1609 1628		1635

NOTES (see introductory pages for explanation of train operator codes and standard symbols)

- a Arrival time
- d Departure time
- B From Weymouth
- C From Frome

West Wales, Swansea, Cardiff, Weston-S.M, Bristol, Cheltenham Spa and Swindon to Reading and London

Sundays

Operator Days of operation/Notes 1st Class/Reservations/Bus/Ferry Catering facilities	GW	GW	GW	GW	GW	GW	GW	GW	GW	GW	GW	GW	GW	GW	GW	GW	GW	GW	GW
	11	11	11	11			11	11	C	D		11	11	11	11			11	11
Carmarthen (CMN)	d																		1630
Pembrey & Burry Port (PBY)	d																		1650
Llanelli (LLE)	7 d																		1657
Swansea (SWA)	d			1422													1624		1724
Neath (NTH)	d			1434													1636		1736
Port Talbot Parkway (PTA)	d			1441													1643		1743
Bridgend (BGN)	d			1454													1656		1756
Cardiff Central (CDF)	7 d			1515									1650				1720		1820
Newport (South Wales) (NWP)	d			1529									1704				1733		1833
Taunton (TAU)	d												1622						1703
Bridgwater (BWT)	d												1633						1713
Highbridge & Burnham (HIG)	d																		1720
Weston-super-Mare (WSM)	d					1528													1730
Weston Milton (WNM)	d																		
Worle (WOR)	d					1534													1738
Yatton (YAT)	d					1540													1742
Nailsea & Backwell (NLS)	d					1546													1748
Bristol Temple Meads (BRI)	10 d		1530		1600			1630					1700			1730		1800	
Bristol Parkway (BPW)	7 d			1555c					1655					1726			1755		1855
Bath Spa (BTH)	7 d		1543		1613			1643					1713			1743		1813	
Westbury (WSB)	d												1652						
Trowbridge (TRO)	d												1658						
Melksham (MKM)	d												1708						
Chippenham (CPM)	d		1555		1626			1655				1718	1726			1755		1826	
Cheltenham Spa (CNM)	d	1500						1601							1700				1800
Gloucester (GCR)	7 d	1514						1616							1714				1812
Stonehouse (SHU)	d	1525						1630							1726				1825
Stroud (STD)	d	1530						1636							1730				1830
Kemble (KEM)	d	1545						1650							1746				1844
Swindon (SWI)	a	1558	1608	1617	1638			1704	1708	1717	1734	1738	1750	1759	1808	1817	1838		1858 1917
Swindon (SWI)	d	1559	1609	1619	1640	1650			1709	1719			1740	1750	1800	1809	1819	1840	1850
Didcot Parkway (DID)	d	1616			1656	1707							1756	1808	1817			1856	1907
Reading (RDG)	7 a	1628	1635	1644	1709	1721			1735	1744			1809	1822	1829	1835	1844	1909	1921
London Paddington (PAD)	15 a	1654	1700	1709	1735	1751			1759	1810			1835	1850	1854	1859	1909	1936	1950

NOTES (see introductory pages for explanation of train operator codes and standard symbols)

- a Arrival time
- d Departure time
- c Arrives 3 minutes earlier

- C From Frome
- D From Plymouth

West Wales, Swansea, Cardiff, Weston-S.M, Bristol, Cheltenham Spa and Swindon to Reading and London

Sundays

Operator Days of operation/Notes 1st Class/Reservations/Bus/Ferry Catering facilities	GW C	GW E 113 11	GW	GW	GW 113 11	GW 113 11	GW 11	GW 113 11	GW	GW	GW 113 11	GW 113 11	GW 113 11	GW 113 11	GW D 113 11
Carmarthen (CMN)	d													1920	
Pembrey & Burry Port (PBY)	d													1947	
Llanelli (LLE)	7 d													1954	
Swansea (SWA)	d				1824			1924						2019	
Neath (NTH)	d				1836			1936						2031	
Port Talbot Parkway (PTA)	d				1842			1942						2037	
Bridgend (BGN)	d				1856			1956						2051	
Cardiff Central (CDF)	7 d				1920			2020						2120	
Newport (South Wales) (NWP)	d				1933			2033						2133	
Taunton (TAU)	d	1757				1858									2145
Bridgwater (BWT)	d	1808				1909									
Highbridge & Burnham (HIG)	d	1815				1916									
Weston-super-Mare (WSM)	d	1826				1927				2028					2207
Weston Milton (WNM)	d														
Worle (WOR)	d	1832				1933				2034					
Yatton (YAT)	d	1838				1939				2040					
Nailsea & Backwell (NLS)	d	1844				1945				2046					
Bristol Temple Meads (BRI)	10 d	1900				2000				2100					2230
Bristol Parkway (BPW)	7 d				1955			2055					2155c		
Bath Spa (BTH)	7 d	1913				2013				2113					2243
Westbury (WSB)	d	1849								2038					
Trowbridge (TRO)	d	1855								2044					
Melksham (MKM)	d	1906								2054					
Chippenham (CPM)	d	1916	1926			2026				2106c	2126				2255
Cheltenham Spa (CNM)	d			1859			2000					2100		2200	
Gloucester (GCR)	7 d			1917			2017					2113		2212	
Stonehouse (SHU)	d			1929			2029					2125		2224	
Stroud (STD)	d			1934			2033					2130		2229	
Kemble (KEM)	d			1947			2048					2143		2243	
Swindon (SWI)	a	1933	1938	2001	2017	2038	2101	2117	2123	2138	2158	2217	2257	2307	
Swindon (SWI)	d		1940	1950	2019	2040		2119		2140		2219		2309	
Didcot Parkway (DID)	d		1956	2007	2035	2056		2135		2156		2235		2326	
Reading (RDG)	7 a		2009	2021	2048	2109		2148		2209		2248		2339	
London Paddington (PAD)	15 a		2035	2051	2114	2136		2214		2237		2327		0014	

NOTES (see introductory pages for explanation of train operator codes and standard symbols)

- a Arrival time
- d Departure time
- c Arrives 3 minutes earlier

- C From Frome
- D From Plymouth
- E From Exeter St Davids
- F Also calls at Ferryside 1932 and Kidwelly 1939