











London to Wimbledon and Sutton via Streatham and Tulse Hill

**Mondays to Fridays**



































Operator Train ID Days of operation/Notes	TL	TL	SN	SN	TL	TL	SN	TL	SN	SN	TL	SN	SN	TL	SN	TL	SN	TL	SN
	9V83 MX A	9V85 MX B	2J99 MX C	2I92 D	9V11 B	9O11 E	2I02 F	9V13 B	2H03 G	2J05 H	9O13 J	2H05 G	2I04 K	9V15 B	2J07 H	9O15 B	2H07 G	9V15 B	2J07 H
London Victoria (VIC)  10 d				0541			0611						0641						0655
Clapham Junction (CLJ) 10 d				0548			0618						0648						0702
Balham (BAL)  4 d				0553			0623						0653						
St Pancras International (STP)  15 d					0512	0527		0542			0557			0612		0627			
Farringdon (ZFD)  3 d					0517	0532		0547			0602			0617		0632			
City Thameslink (CTK) 3 d					0519	0534		0549			0604			0619		0634			
London Blackfriars (BFR)  3 d					0521	0536		0551			0606			0621		0636			
Elephant & Castle (EPH)  d					0525	0540		0555			0610			0625		0640			
Loughborough Jn (LGJ) d		0002			0530	0545		0600			0615			0630		0645			
Herne Hill (HNH) 4 d		0006			0535	0550		0605			0620			0635		0650			
London Bridge (LBG)  4 d			0001					0556	0601		0614			0631		0644			
South Bermondsey (SBM) d			0005					0600	0606		0618			0636		0648			
Queens Rd Peckham (QRP) d			0008					0603	0609		0622			0639		0652			
Peckham Rye (PMR) 4 d			0011					0606	0612		0625			0642		0655			
East Dulwich (EDW) d			0015					0609	0615		0628			0645		0658			
North Dulwich (NDL) d			0017					0612	0617		0631			0647		0700			
Tulse Hill (TUH) 4 a		0010	0021		0539	0554		0609	0617	0621	0624	0634		0639	0651	0654	0704		
Tulse Hill (TUH) 4 d		0011	0021		0540	0556		0610		0621	0626			0640	0651	0656			
Streatham (STE) 4 d		0014	0025a		0544	0600		0614		0625a	0630			0644	0655a	0700			
Tooting (TOO) d		0019			0549			0619						0649					
Haydons Road (HYR) d		0022			0552			0622						0652					
Wimbledon (WIM)  6 a		0024			0554			0624						0654					
Wimbledon (WIM)  6 d		0025			0555			0625						0655					
Wimbledon Chase (WBO) d		0028			0558			0628						0658					
South Merton (SMO) d	0001	0030			0600			0630						0700					
Morden South (MDS) d	0004	0033			0603			0633						0703					
St Helier (SIH) d	0006	0035			0605			0635						0705					
Sutton Common (SUC) d	0008	0037			0607			0637						0707					
West Sutton (WSU) d	0011	0040			0610			0640						0710					
Mitcham Eastfields (MTC) d				0600		0604	0630				0634		0700			0704			
Mitcham Junction (MIJ)  d				0603		0607	0633				0637		0703			0707			
Hackbridge (HCB) d				0606		0610	0636				0640		0706			0710			
Carshalton (CSH) d				0609		0613	0639				0643		0709			0713			0719
Sutton (Surrey) (SUO) 4 a	0014	0044		0613	0614	0617	0643	0644			0647		0713	0714		0717			0723

NOTES (see introductory pages for explanation of train operator codes and standard symbols)

- a Arrival time
- d Departure time
- A From St Albans City, see table 051
- B From Luton, see table 051
- C To Selhurst, see table 164
- D To Epsom, see table 162
- E From West Hampstead Thameslink, see table 051
- F To Dorking, see table 162
- G To Beckenham Junction, see table 165
- H To East Croydon, see table 164
- J From Kentish Town, see table 051
- K To Horsham, see table 162
- MX Not Mondays

## London to Wimbledon and Sutton via Streatham and Tulse Hill

## Mondays to Fridays



































Operator Train ID Days of operation/Notes	SN	TL	SN	TL	SN	SN	TL	SN	TL	SN	SN	TL	SN	TL	SN	SN	TL	SN	TL	SN
	2106 F	9V17 E	2J09 H	9O17 A	2H09 G	2108 K	9V19 A	2J11 H	9O19 A	2H11 G	2110 F	9V21 A	2J13 H	9O21 A	2H13 G	2112 K	9V23 A	2J15 H		
London Victoria (VIC)  d	0711					0741					0811					0841				
Clapham Junction (CLJ)  d	0718					0748					0818					0848				
Balham (BAL)  d	0723					0754					0823					0853				
St Pancras International (STP)  d		0642		0657			0712		0727			0742		0757						0812
Farringdon (ZFD)  d		0647		0702			0717		0732			0747		0802						0817
City Thameslink (CTK)  d		0649		0704			0719		0734			0749		0804						0819
London Blackfriars (BFR)  d		0651		0706			0721		0736			0751		0806						0821
Elephant & Castle (EPH)  d		0655		0710			0725		0740			0755		0810						0825
Loughborough Jn (LGJ)  d		0700		0715			0730		0745			0800		0815						0830
Herne Hill (HNH)  d		0705		0720			0735		0750			0805		0820						0835
London Bridge (LBG)  d			0701		0714			0731		0744			0801		0814					0831
South Bermondsey (SBM)  d			0706		0720			0736		0748			0806		0818					0836
Queens Rd Peckham (QRP)  d			0709		0723			0739		0752			0809		0822					0839
Peckham Rye (PMR)  d			0712		0726			0742		0755			0812		0825					0842
East Dulwich (EDW)  d			0715		0729			0745		0758			0815		0828					0845
North Dulwich (NDL)  d			0717		0731			0747		0801			0817		0831					0847
Tulse Hill (TUH)  a		0709	0721	0724	0734		0739	0751	0754	0804		0809	0821	0824	0834				0839	0851
Tulse Hill (TUH)  d		0710	0721	0726			0740	0751	0756			0810	0821	0826					0840	0851
Streatham (STE)  d		0714	0725a	0730			0744	0755a	0800			0814	0825a	0830					0844	0855a
Tooting (TOO)  d		0719					0749					0819								0849
Haydons Road (HYR)  d		0722					0752					0822								0852
Wimbledon (WIM)  a		0724					0754					0824								0854
Wimbledon (WIM)  d		0725					0755					0825								0855
Wimbledon Chase (WBO)  d		0728					0758					0828								0858
South Merton (SMO)  d		0730					0800					0830								0900
Morden South (MDS)  d		0733					0803					0833								0903
St Helier (SIH)  d		0735					0805					0835								0905
Sutton Common (SUC)  d		0737					0807					0837								0907
West Sutton (WSU)  d		0740					0810					0840								0910
Mitcham Eastfields (MTC)  d	0730			0734		0800			0804		0830			0834		0900				
Mitcham Junction (MIJ)  d	0733			0737		0803			0807		0833			0837		0903				
Hackbridge (HCB)  d	0736			0740		0806			0810		0836			0840		0906				
Carshalton (CSH)  d	0739			0743		0809			0813		0839			0843		0909				
Sutton (Surrey) (SUO)  a	0743	0744		0747		0813	0814		0817		0843	0844		0847		0913	0914			

NOTES (see introductory pages for explanation of train operator codes and standard symbols)

- a Arrival time  
d Departure time
- A From St Albans City, see table 051  
E From West Hampstead Thameslink, see table 051  
F To Dorking, see table 162  
G To Beckenham Junction, see table 165  
H To East Croydon, see table 164  
K To Horsham, see table 162

## London to Wimbledon and Sutton via Streatham and Tulse Hill

## Mondays to Fridays

Operator Train ID Days of operation/Notes	TL	SN	SN	TL	SN	TL	SN	SN	TL	SN	TL	SN	SN	TL	SN	TL	SN	TL	SN
	9023 A	2H15 G	2114 F	9V25 A	2J17 H	9O25 A	2H17 G	2116 K	9V27 A	2J19 H	9O27 A	2H19 G	2118 F	9V29 A	2J21 H	9O29 A	2H21 G	2120 K	
London Victoria (VIC)  d			0911					0941					1011						1041
Clapham Junction (CLJ)  d			0919					0948					1018						1048
Balham (BAL)  d			0924					0953					1024						1053
St Pancras International (STP)  d	0827			0842			0857			0912		0927			0942		0957		
Farringdon (ZFD)  d	0832			0847			0902			0917		0932			0947		1002		
City Thameslink (CTK)  d	0834			0849			0904			0919		0934			0949		1004		
London Blackfriars (BFR)  d	0836			0851			0906			0921		0936			0951		1006		
Elephant & Castle (EPH)  d	0840			0855			0910			0925		0940			0955		1010		
Loughborough Jn (LGJ)  d	0845			0900			0915			0930		0945			1000		1015		
Herne Hill (HNN)  d	0850			0905			0920			0935		0950			1005		1020		
London Bridge (LBG)  d		0844			0901		0914			0931		0944			1001		1014		
South Bermondsey (SBM)  d		0848			0906		0918			0936		0948			1006		1018		
Queens Rd Peckham (QRP)  d		0851			0909		0922			0939		0952			1009		1022		
Peckham Rye (PMR)  d		0854			0912		0925			0942		0955			1012		1025		
East Dulwich (EDW)  d		0857			0915		0928			0945		0958			1015		1028		
North Dulwich (NDL)  d		0859			0917		0931			0947		1001			1017		1031		
Tulse Hill (TUH)  a	0854	0903		0909	0921	0924	0934			0939	0951	0954	1004		1009	1021	1024	1034	
Tulse Hill (TUH)  d	0856			0910	0921	0926				0940	0951	0956			1010	1021	1026		
Streatham (STE)  d	0900			0914	0925a	0930				0944	0955a	1000			1014	1025a	1030		
Tooting (TOO)  d				0919						0949					1019				
Haydons Road (HYR)  d				0922						0952					1022				
Wimbledon (WIM)  a				0924						0954					1024				
Wimbledon (WIM)  d				0925						0955					1025				
Wimbledon Chase (WBO)  d				0928						0958					1028				
South Merton (SMO)  d				0930						1000					1030				
Morden South (MDS)  d				0933						1003					1033				
St Helier (SIH)  d				0935						1005					1035				
Sutton Common (SUC)  d				0937						1007					1037				
West Sutton (WSU)  d				0940						1010					1040				
Mitcham Eastfields (MTC)  d	0904		0930			0934		1000				1004		1030			1034		1100
Mitcham Junction (MIJ)  d	0907		0933			0937		1003				1007		1033			1037		1103
Hackbridge (HCB)  d	0910		0936			0940		1006				1010		1036			1040		1106
Carshalton (CSH)  d	0913		0939			0943		1009				1013		1039			1043		1109
Sutton (Surrey) (SUO)  a	0917		0943	0944		0947		1013	1014			1017		1043	1044		1047		1113



































NOTES (see introductory pages for explanation of train operator codes and standard symbols)

a Arrival time  
d Departure time

A From St Albans City, see table 051  
F To Dorking, see table 162  
G To Beckenham Junction, see table 165  
H To East Croydon, see table 164  
K To Horsham, see table 162

## London to Wimbledon and Sutton via Streatham and Tulse Hill

## Mondays to Fridays

Operator Train ID Days of operation/Notes	TL	SN	TL	SN	SN	TL	SN	TL	SN	SN	TL	SN	TL	SN	SN	TL	SN	TL
	9V31 A	2J23 H	9O31 A	2H23 G	2I22 F	9V33 A	2J25 H	9O33 A	2H25 G	2I24 K	9V35 A	2J27 H	9O35 A	2H27 G	2I26 F	9V37 A	2J29 H	9O37 A
London Victoria (VIC)  d					1111					1141					1211			
Clapham Junction (CLJ)  d					1118					1148					1218			
Balham (BAL)  d					1123					1153					1223			
St Pancras International (STP)  d	1012		1027			1042		1057			1112		1127			1142		1157
Farringdon (ZFD)  d	1017		1032			1047		1102			1117		1132			1147		1202
City Thameslink (CTK)  d	1019		1034			1049		1104			1119		1134			1149		1204
London Blackfriars (BFR)  d	1021		1036			1051		1106			1121		1136			1151		1206
Elephant & Castle (EPH)  d	1025		1040			1055		1110			1125		1140			1155		1210
Loughborough Jn (LGJ)  d	1030		1045			1100		1115			1130		1145			1200		1215
Herne Hill (HNH)  d	1035		1050			1105		1120			1135		1150			1205		1220
London Bridge (LBG)  d		1031		1044			1101		1114			1131		1144			1201	
South Bermondsey (SBM)  d		1036		1048			1106		1118			1136		1148			1206	
Queens Rd Peckham (QRP)  d		1039		1052			1109		1122			1139		1152			1209	
Peckham Rye (PMR)  d		1042		1055			1112		1125			1142		1155			1212	
East Dulwich (EDW)  d		1045		1058			1115		1128			1145		1158			1215	
North Dulwich (NDL)  d		1047		1101			1117		1131			1147		1201			1217	
Tulse Hill (TUH)  a	1039	1051	1054	1104		1109	1121	1124	1136		1139	1151	1154	1204		1209	1221	1224
Tulse Hill (TUH)  d	1040	1051	1056			1110	1121	1126			1140	1151	1156			1210	1221	1226
Streatham (STE)  d	1044	1055a	1100			1114	1125a	1130			1144	1155a	1200			1214	1225a	1230
Tooting (TOO)  d	1049					1119					1149					1219		
Haydens Road (HYR)  d	1052					1122					1152					1222		
Wimbledon (WIM)  a	1054					1124					1154					1224		
Wimbledon (WIM)  d	1055					1125					1155					1225		
Wimbledon Chase (WBO)  d	1058					1128					1158					1228		
South Merton (SMO)  d	1100					1130					1200					1230		
Morden South (MDS)  d	1103					1133					1203					1233		
St Helier (SIH)  d	1105					1135					1205					1235		
Sutton Common (SUC)  d	1107					1137					1207					1237		
West Sutton (WSU)  d	1110					1140					1210					1240		
Mitcham Eastfields (MTC)  d			1104		1130			1134		1200			1204		1230			1234
Mitcham Junction (MIJ)  d			1107		1133			1137		1203			1207		1233			1237
Hackbridge (HCB)  d			1110		1136			1140		1206			1210		1236			1240
Carshalton (CSH)  d			1113		1139			1143		1209			1213		1239			1243
Sutton (Surrey) (SUO)  a	1114		1117		1143	1144		1147		1213	1214		1217		1243	1244		1247

NOTES (see introductory pages for explanation of train operator codes and standard symbols)

a Arrival time  
d Departure time

A From St Albans City, see table 051  
F To Dorking, see table 162  
G To Beckenham Junction, see table 165  
H To East Croydon, see table 164  
K To Horsham, see table 162

London to Wimbledon and Sutton via Streatham and Tulse Hill

**Mondays to Fridays**




































Operator Train ID Days of operation/Notes	SN	SN	TL	SN	TL	SN	SN	TL	SN	TL	SN	SN	TL	SN	TL	SN	TL	SN	TL
	2H29 G	2I28 K	9V39 A	2J31 H	9O39 A	2H31 G	2I30 F	9V41 A	2J33 H	9O41 A	2H33 G	2I32 K	9V43 A	2J35 H	9O43 A	2H35 G	2I34 F	9V45 A	
London Victoria (VIC)  10 d		1241					1311					1341						1411	
Clapham Junction (CLJ)  10 d		1248					1318					1348						1418	
Balham (BAL)  4 d		1254					1323					1353						1423	
St Pancras International (STP)   15 d			1212		1227			1242		1257			1312			1327			1342
Farringdon (ZFD)  3 d			1217		1232			1247		1302			1317			1332			1347
City Thameslink (CTK)  3 d			1219		1234			1249		1304			1319			1334			1349
London Blackfriars (BFR)  3 d			1221		1236			1251		1306			1321			1336			1351
Elephant & Castle (EPH)  d			1225		1240			1255		1310			1325			1340			1355
Loughborough Jn (LGJ)  d			1230		1245			1300		1315			1330			1345			1400
Herne Hill (HNN)  4 d			1235		1250			1305		1320			1335			1350			1405
London Bridge (LBG)  4 d	1214			1231		1244			1301		1314			1331			1344		
South Bermondsey (SBM)  d	1218			1236		1248			1306		1318			1336			1348		
Queens Rd Peckham (QRP)  d	1222			1239		1252			1309		1322			1339			1352		
Peckham Rye (PMR)  4 d	1225			1242		1255			1312		1325			1342			1355		
East Dulwich (EDW)  d	1228			1245		1258			1315		1328			1345			1358		
North Dulwich (NDL)  d	1231			1247		1301			1317		1331			1347			1401		
Tulse Hill (TUH)  4 a	1234		1239	1251	1254	1304		1309	1321	1324	1334		1339	1351	1354	1404			1409
Tulse Hill (TUH)  4 d			1240	1251	1256			1310	1321	1326			1340	1351	1356				1410
Streatham (STE)  4 d			1244	1255a	1300			1314	1325a	1330			1344	1355a	1400				1414
Tooting (TOO)  d			1249					1319					1349						1419
Haydens Road (HYR)  d			1252					1322					1352						1422
Wimbledon (WIM)   6 a			1254					1324					1354						1424
Wimbledon (WIM)   6 d			1255					1325					1355						1425
Wimbledon Chase (WBO)  d			1258					1328					1358						1428
South Merton (SMO)  d			1300					1330					1400						1430
Morden South (MDS)  d			1303					1333					1403						1433
St Helier (SIH)  d			1305					1335					1405						1435
Sutton Common (SUC)  d			1307					1337					1407						1437
West Sutton (WSU)  d			1310					1340					1410						1440
Mitcham Eastfields (MTC)  d		1301			1305		1330				1334		1400			1404			1430
Mitcham Junction (MIJ)  d		1304			1308		1333				1337		1403			1407			1433
Hackbridge (HCB)  d		1307			1311		1336				1340		1406			1410			1436
Carshalton (CSH)  d		1309			1313		1339				1343		1409			1413			1439
Sutton (Surrey) (SUO)  4 a		1313	1314		1317		1343	1344			1347		1413	1414		1417			1443
																			1444

NOTES (see introductory pages for explanation of train operator codes and standard symbols)

- a Arrival time
- d Departure time
- A From St Albans City, see table 051
- F To Dorking, see table 162
- G To Beckenham Junction, see table 165
- H To East Croydon, see table 164
- K To Horsham, see table 162

## London to Wimbledon and Sutton via Streatham and Tulse Hill

## Mondays to Fridays

Operator Train ID Days of operation/Notes	SN	TL	SN	SN	TL	SN	TL	SN	SN	TL	SN	TL	SN	SN	TL	SN	TL	SN	TL	SN	
	2J37 H	9O45 A	2H37 G	2I36 K	9V47 A	2J39 H	9O47 A	2H39 G	2I38 F	9V49 A	2J41 H	9O49 A	2H41 G	2I40 K	9V51 A	2J43 H	9O51 A	2H43 G			
London Victoria (VIC)  d				1441					1511					1541							
Clapham Junction (CLJ)  d				1448					1518					1548							
Balham (BAL)  d				1453					1523					1553							
St Pancras International (STP)   d		1357			1412		1427			1442		1457			1512				1527		
Farringdon (ZFD)  d		1402			1417		1432			1447		1502			1517				1532		
City Thameslink (CTK)  d		1404			1419		1434			1449		1504			1519				1534		
London Blackfriars (BFR)  d		1406			1421		1436			1451		1506			1521				1536		
Elephant & Castle (EPH)  d		1410			1425		1440			1455		1510			1525				1540		
Loughborough Jn (LGJ)  d		1415			1430		1445			1500		1515			1530				1545		
Herne Hill (HNN)  d		1420			1435		1450			1505		1520			1535				1550		
London Bridge (LBG)  d	1401		1414			1431		1444			1501		1514			1531			1544		
South Bermondsey (SBM)  d	1406		1419			1436		1448			1506		1518			1536			1548		
Queens Rd Peckham (QRP)  d	1409		1423			1439		1452			1509		1522			1539			1552		
Peckham Rye (PMR)  d	1412		1426			1442		1455			1512		1525			1542			1555		
East Dulwich (EDW)  d	1415		1429			1445		1458			1515		1528			1545			1558		
North Dulwich (NDL)  d	1417		1432			1447		1501			1517		1531			1547			1601		
Tulse Hill (TUH)  a	1421	1424	1435		1439	1451	1454	1504		1509	1521	1524	1534		1539	1551	1554	1604			
Tulse Hill (TUH)  d	1421	1426			1440	1451	1456			1510	1521	1526			1540	1551	1556				
Streatham (STE)  d	1425a	1430			1444	1455a	1500			1514	1525a	1530			1544	1555a	1600				
Tooting (TOO)  d					1449					1519					1549						
Haydons Road (HYR)  d					1452					1522					1552						
Wimbledon (WIM)  a					1454					1524					1554						
Wimbledon (WIM)  d					1455					1525					1555						
Wimbledon Chase (WBO)  d					1458					1528					1558						
South Merton (SMO)  d					1500					1530					1600						
Morden South (MDS)  d					1503					1533					1603						
St Helier (SIH)  d					1505					1535					1605						
Sutton Common (SUC)  d					1507					1537					1607						
West Sutton (WSU)  d					1510					1540					1610						
Mitcham Eastfields (MTC)  d		1434		1500			1504		1530			1534		1600					1604		
Mitcham Junction (MIJ)  d		1437		1503			1507		1533			1537		1603					1607		
Hackbridge (HCB)  d		1440		1506			1510		1536			1540		1606					1610		
Carshalton (CSH)  d		1443		1509			1513		1539			1543		1609					1613		
Sutton (Surrey) (SUO)  a		1447		1513	1514		1517		1543	1544		1547		1613	1614				1617		



































NOTES (see introductory pages for explanation of train operator codes and standard symbols)

a Arrival time  
d Departure time

A From St Albans City, see table 051  
F To Dorking, see table 162  
G To Beckenham Junction, see table 165  
H To East Croydon, see table 164  
K To Horsham, see table 162

## London to Wimbledon and Sutton via Streatham and Tulse Hill

## Mondays to Fridays



































Operator Train ID Days of operation/Notes	SN	TL	SN	TL	SN	SN	TL	SN	TL	SN	SN	TL	SN	TL	SN	SN	TL	SN	TL
	2142 F	9V53 A	2J45 H	9O53 A	2H45 G	2144 K	9V55 A	2J47 H	9O55 A	2H47 G	2146 F	9V57 A	2J49 H	9O57 A	2H49 G	1148 D	2148 K	9V59 A	
London Victoria (VIC)  d	1612					1641					1711					1725	1741		
Clapham Junction (CLJ)  d	1619					1648					1718					1732	1748		
Balham (BAL)  d	1624					1653					1723						1753		
St Pancras International (STP)  d		1542		1557			1612		1627			1642		1657					1712
Farringdon (ZFD)  d		1547		1602			1617		1632			1647		1702					1717
City Thameslink (CTK)  d		1549		1604			1619		1634			1649		1704					1719
London Blackfriars (BFR)  d		1551		1606			1621		1636			1651		1706					1721
Elephant & Castle (EPH)  d		1555		1610			1625		1640			1655		1710					1725
Loughborough Jn (LGJ)  d		1600		1615			1630		1645			1700		1715					1730
Herne Hill (HNN)  d		1605		1620			1635		1650			1705		1720					1735
London Bridge (LBG)  d			1601		1614			1631		1644			1701		1714				
South Bermondsey (SBM)  d			1606		1618			1636		1648			1706		1718				
Queens Rd Peckham (QRP)  d			1609		1622			1639		1652			1709		1722				
Peckham Rye (PMR)  d			1612		1625			1642		1655			1712		1725				
East Dulwich (EDW)  d			1615		1628			1645		1658			1715		1728				
North Dulwich (NDL)  d			1617		1631			1647		1701			1717		1731				
Tulse Hill (TUH)  a		1609	1621	1624	1634		1639	1651	1654	1704		1709	1721	1724	1734				1739
Tulse Hill (TUH)  d		1610	1621	1626			1640	1651	1656			1710	1721	1726					1740
Streatham (STE)  d		1614	1625a	1630			1644	1655a	1700			1714	1725a	1730					1744
Tooting (TOO)  d		1619					1649					1719							1749
Haydens Road (HYR)  d		1622					1652					1722							1752
Wimbledon (WIM)  a		1624					1654					1724							1754
Wimbledon (WIM)  d		1625					1655					1725							1755
Wimbledon Chase (WBO)  d		1628					1658					1728							1758
South Merton (SMO)  d		1630					1700					1730							1800
Morden South (MDS)  d		1633					1703					1733							1803
St Helier (SIH)  d		1635					1705					1735							1805
Sutton Common (SUC)  d		1637					1707					1737							1807
West Sutton (WSU)  d		1640					1710					1740							1810
Mitcham Eastfields (MTC)  d	1630			1634		1700			1704		1730			1734		1743	1800		
Mitcham Junction (MIJ)  d	1633			1637		1703			1707		1733			1737		1746	1803		
Hackbridge (HCB)  d	1636			1640		1706			1710		1736			1740		1749	1806		
Carshalton (CSH)  d	1639			1643		1709			1713		1739			1743		1752	1809		
Sutton (Surrey) (SUO)  a	1643	1644		1647		1713	1714		1717		1743	1744		1747		1755	1813	1814	

NOTES (see introductory pages for explanation of train operator codes and standard symbols)

- a Arrival time  
d Departure time
- A From St Albans City, see table 051  
D To Epsom, see table 162  
F To Dorking, see table 162  
G To Beckenham Junction, see table 165  
H To East Croydon, see table 164  
K To Horsham, see table 162

## London to Wimbledon and Sutton via Streatham and Tulse Hill

## Mondays to Fridays

Operator Train ID Days of operation/Notes	SN	TL	SN	SN	SN	TL	SN	TL	SN	SN	SN	TL	SN	TL	SN	SN	TL	SN
	2J51 H	9O59 A	2H51 G	1I50 D	2I50 F	9V61 A	2J53 H	9O61 A	2H53 G	1I52 D	2I52 K	9V63 A	2J55 H	9O63 A	2H55 G	2I54 F	9V65 A	2J57 H
London Victoria (VIC)  d				1755	1811					1825	1841					1911		
Clapham Junction (CLJ)  d				1802	1818					1832	1848					1918		
Balham (BAL)  d					1823						1853					1923		
St Pancras International (STP)  d		1727				1742		1757				1812		1827				1842
Farringdon (ZFD)  d		1732				1747		1802				1817		1832				1847
City Thameslink (CTK)  d		1734				1749		1804				1819		1834				1849
London Blackfriars (BFR)  d		1736				1751		1806				1821		1836				1851
Elephant & Castle (EPH)  d		1740				1755		1810				1825		1840				1855
Loughborough Jn (LGJ)  d		1745				1800		1815				1830		1845				1900
Herne Hill (HNH)  d		1750				1805		1820				1835		1850				1905
London Bridge (LBG)  d	1731		1744				1801		1814				1831		1844			1901
South Bermondsey (SBM)  d	1736		1748				1806		1818				1836		1848			1906
Queens Rd Peckham (QRP)  d	1739		1752				1809		1821				1839		1852			1909
Peckham Rye (PMR)  d	1742		1755				1812		1824				1842		1855			1912
East Dulwich (EDW)  d	1745		1758				1815		1827				1845		1858			1915
North Dulwich (NDL)  d	1747		1801				1817		1830				1847		1901			1917
Tulse Hill (TUH)  a	1751	1754	1804			1809	1821	1824	1833			1839	1851	1854	1904			1909
Tulse Hill (TUH)  d	1751	1756				1810	1821	1826				1840	1851	1856				1910
Streatham (STE)  d	1755a	1800				1814	1825a	1830				1844	1855a	1900				1914
Tooting (TOO)  d						1819						1849						1919
Haydons Road (HYR)  d						1822						1852						1922
Wimbledon (WIM)  a						1824						1854						1924
Wimbledon (WIM)  d						1825						1855						1925
Wimbledon Chase (WBO)  d						1828						1858						1928
South Merton (SMO)  d						1830						1900						1930
Morden South (MDS)  d						1833						1903						1933
St Helier (SIH)  d						1835						1905						1935
Sutton Common (SUC)  d						1837						1907						1937
West Sutton (WSU)  d						1840						1910						1940
Mitcham Eastfields (MTC)  d		1804		1813	1830			1834		1843	1900			1904		1930		
Mitcham Junction (MIJ)  d		1807		1816	1833			1837		1846	1903			1907		1933		
Hackbridge (HCB)  d		1810		1819	1836			1840		1849	1906			1910		1936		
Carshalton (CSH)  d		1813		1822	1839			1843		1852	1909			1913		1939		
Sutton (Surrey) (SUO)  a		1817		1825	1843	1844		1847		1855	1913	1914		1917		1943	1944	



































NOTES (see introductory pages for explanation of train operator codes and standard symbols)

- a Arrival time  
d Departure time
- A From St Albans City, see table 051  
D To Epsom, see table 162  
F To Dorking, see table 162  
G To Beckenham Junction, see table 165  
H To East Croydon, see table 164  
K To Horsham, see table 162



## London to Wimbledon and Sutton via Streatham and Tulse Hill

## Mondays to Fridays

Operator Train ID Days of operation/Notes	TL	SN	SN	TL	SN	TL	SN	SN	TL	SN	TL	SN	SN	TL	SN	TL	SN	TL
	9065 A	2H57 G	2156 K	9V67 A	2J59 H	9067 A	2H59 G	2158 F	9V69 A	2J61 H	9069 A	2H61 G	2160 K	9V71 A	2J63 H	9071 A	2162 F	9V73 A
London Victoria (VIC)  d			1941					2011					2041				2111	
Clapham Junction (CLJ)  d			1948					2018					2048				2118	
Balham (BAL)  d			1953					2023					2053				2123	
St Pancras International (STP)  d	1857			1912		1927			1942		1957			2012		2027		2042
Farringdon (ZFD)  d	1902			1917		1932			1947		2002			2017		2032		2047
City Thameslink (CTK)  d	1904			1919		1934			1949		2004			2019		2034		2049
London Blackfriars (BFR)  d	1906			1921		1936			1951		2006			2021		2036		2051
Elephant & Castle (EPH)  d	1910			1925		1940			1955		2010			2025		2040		2055
Loughborough Jn (LGJ)  d	1915			1930		1945			2000		2015			2030		2045		2100
Herne Hill (HNN)  d	1920			1935		1950			2005		2020			2035		2050		2105
London Bridge (LBG)  d		1914			1931		1944			2001		2014			2031			
South Bermondsey (SBM)  d		1918			1936		1948			2006		2018			2036			
Queens Rd Peckham (QRP)  d		1922			1939		1952			2009		2022			2039			
Peckham Rye (PMR)  d		1925			1942		1955			2012		2025			2042			
East Dulwich (EDW)  d		1928			1945		1958			2015		2028			2045			
North Dulwich (NDL)  d		1931			1947		2001			2017		2031			2047			
Tulse Hill (TUH)  a	1924	1934		1939	1951	1954	2004		2009	2021	2024	2034		2039	2051	2054		2109
Tulse Hill (TUH)  d	1926			1940	1951	1956			2010	2021	2026			2040	2051	2056		2110
Streatham (STE)  d	1930			1944	1955a	2000			2014	2025a	2030			2044	2055a	2100		2114
Tooting (TOO)  d				1949					2019					2049				2119
Haydens Road (HYR)  d				1952					2022					2052				2122
Wimbledon (WIM)  a				1954					2024					2054				2124
Wimbledon (WIM)  d				1955					2025					2055				2125
Wimbledon Chase (WBO)  d				1958					2028					2058				2128
South Merton (SMO)  d				2000					2030					2100				2130
Morden South (MDS)  d				2003					2033					2103				2133
St Helier (SIH)  d				2005					2035					2105				2135
Sutton Common (SUC)  d				2007					2037					2107				2137
West Sutton (WSU)  d				2010					2040					2110				2140
Mitcham Eastfields (MTC)  d	1934		2000			2004		2030			2034		2100			2104	2130	
Mitcham Junction (MIJ)  d	1937		2003			2007		2033			2037		2103			2107	2133	
Hackbridge (HCB)  d	1940		2006			2010		2036			2040		2106			2110	2136	
Carshalton (CSH)  d	1943		2009			2013		2039			2043		2109			2113	2139	
Sutton (Surrey) (SUO)  a	1947		2013	2014		2017		2043	2044		2047		2113	2114		2117	2143	2144

NOTES (see introductory pages for explanation of train operator codes and standard symbols)

a Arrival time

d Departure time

A From St Albans City, see table 051

F To Dorking, see table 162



































G To Beckenham Junction, see table 165

H To East Croydon, see table 164

K To Horsham, see table 162

## London to Wimbledon and Sutton via Streatham and Tulse Hill

## Mondays to Fridays


















Operator Train ID Days of operation/Notes	SN	TL	SN	SN	TL	SN	TL	SN	TL	SN	TL	SN	SN	TL	SN	TL	TL	SN
	2J65 H	9073 A	2H65 G	2I64 K	9V75 A	2J67 H	9075 A	2I66 F	9V77 A	2J69 H	9077 A	2H69 G	2I68 K	9V79 A	2J71 H	9079 A	9V81 A	2J95 C
London Victoria (VIC)  10 d				2141				2211					2241					
Clapham Junction (CLJ)  10 d				2148				2218					2248					
Balham (BAL)  4 d				2154				2223					2253					
St Pancras International (STP)  15 d		2057			2112		2127		2142		2157			2212		2227	2242	
Farringdon (ZFD)  3 d		2102			2117		2132		2147		2202			2217		2232	2247	
City Thameslink (CTK)  3 d		2104			2119		2134		2149		2204			2219		2234	2249	
London Blackfriars (BFR)  3 d		2106			2121		2136		2151		2206			2221		2236	2251	
Elephant & Castle (EPH)  d		2110			2125		2140		2155		2210			2225		2240	2255	
Loughborough Jn (LGJ)  d		2115			2130		2145		2200		2215			2230		2245	2300	
Herne Hill (HNN)  4 d		2120			2135		2150		2205		2220			2235		2250	2305	
London Bridge (LBG)  4 d	2101		2114			2131				2201		2214			2231			2301
South Bermondsey (SBM)  d	2106		2118			2136				2206		2218			2236			2306
Queens Rd Peckham (QRP)  d	2109		2122			2139				2209		2222			2239			2309
Peckham Rye (PMR)  4 d	2112		2125			2142				2212		2225			2242			2312
East Dulwich (EDW)  d	2115		2128			2145				2215		2228			2245			2315
North Dulwich (NDL)  d	2117		2131			2147				2217		2231			2247			2317
Tulse Hill (TUH)  4 a	2121	2124	2134		2139	2151	2154		2209	2221	2224	2234		2239	2251	2254	2309	2321
Tulse Hill (TUH)  4 d	2121	2126			2140	2151	2156		2210	2221	2226			2240	2251	2256	2310	2321
Streatham (STE)  4 d	2125a	2130			2144	2155a	2200		2214	2225a	2230			2244	2255a	2300	2314	2325a
Tooting (TOO)  d					2149				2219					2249				2319
Haydens Road (HYR)  d					2152				2222					2252				2322
Wimbledon (WIM)  6 a					2154				2224					2254				2324
Wimbledon (WIM)  6 d					2155				2225					2255				2325
Wimbledon Chase (WBO)  d					2158				2228					2258				2328
South Merton (SMO)  d					2200				2230					2300				2330
Morden South (MDS)  d					2203				2233					2303				2333
St Helier (SIH)  d					2205				2235					2305				2335
Sutton Common (SUC)  d					2207				2237					2307				2337
West Sutton (WSU)  d					2210				2240					2310				2340
Mitcham Eastfields (MTC)  d		2134		2201			2204	2230			2234		2300				2304	
Mitcham Junction (MIJ)  d		2137		2204			2207	2233			2237		2303				2307	
Hackbridge (HCB)  d		2140		2207			2210	2236			2240		2306				2310	
Carshalton (CSH)  d		2143		2209			2213	2239			2243		2309				2313	
Sutton (Surrey) (SUO)  4 a		2147		2213	2214		2217	2243	2244		2247		2313	2314			2317	2344

NOTES (see introductory pages for explanation of train operator codes and standard symbols)

- a Arrival time  
d Departure time
- A From St Albans City, see table 051  
C To Selhurst, see table 164  
F To Dorking, see table 162  
G To Beckenham Junction, see table 165  
H To East Croydon, see table 164  
K To Horsham, see table 162

## London to Wimbledon and Sutton via Streatham and Tulse Hill

**Mondays to Fridays**

Operator Train ID Days of operation/Notes	TL	SN	TL	SN	TL	SN
	9081 A	2198 K	9V83 A	2H97 L	9V85 B	2J99 TSM C
London Victoria (VIC)  10 d		2325				
Clapham Junction (CLJ) 10 d		2332				
Balham (BAL)  4 d		2337				
St Pancras International (STP)  15 d	2257		2312		2344	
Farringdon (ZFD)  3 d	2302		2317		2349	
City Thameslink (CTK)  3 d						
London Blackfriars (BFR)  3 d	2306		2321		2353	
Elephant & Castle (EPH)  d	2310		2325		2357	
Loughborough Jn (LGJ) d	2315		2330		0002	
Herne Hill (HNH)  4 d	2320		2335		0006	
London Bridge (LBG)  4 d				2331		0001
South Bermondsey (SBM) d				2336		0005
Queens Rd Peckham (QRP) d				2339		0008
Peckham Rye (PMR)  4 d				2342		0011
East Dulwich (EDW) d				2345		0015
North Dulwich (NDL) d				2347		0017
Tulse Hill (TUH)  4 a	2324		2339	2351	0010	0021
Tulse Hill (TUH)  4 d	2326		2340		0011	0021
Streatham (STE)  4 d	2330		2344		0014	0025a
Tooting (TOO) d			2349		0019	
Haydens Road (HYR) d			2352		0022	
Wimbledon (WIM)  6 a			2354		0024	
Wimbledon (WIM)  6 d			2355		0025	
Wimbledon Chase (WBO) d			2358		0028	
South Merton (SMO) d			0001		0030	
Morden South (MDS) d			0004		0033	
St Helier (SIH) d			0006		0035	
Sutton Common (SUC) d			0008		0037	
West Sutton (WSU) d			0011		0040	
Mitcham Eastfields (MTC) d	2334	2345				
Mitcham Junction (MIJ)  d	2337	2348				
Hackbridge (HCB) d	2340	2351				
Carshalton (CSH) d	2343	2354				
Sutton (Surrey) (SUO)  4 a	2347	2358	0014		0044	

**NOTES** (see introductory pages for explanation of train operator codes and standard symbols)

a Arrival time

d Departure time

A From St Albans City, see table 051

B From Luton, see table 051

C To Selhurst, see table 164



































K To Horsham, see table 162

L To Norwood Junction, see table 165

TSM Tuesday to Saturday mornings

London to Wimbledon and Sutton via Streatham and Tulse Hill

Saturdays



































Operator Train ID Days of operation/Notes	TL	TL	SN	TL	TL	SN	TL	TL	SN	TL	SN	TL	SN	SN	TL	SN	TL
	9V83 A	9V85 B	2J99 C	9V11 B	9011 D	2102 E	9V13 B	9013 D	2104 E	9V15 B	2J07 F	9015 B	2H07 G	2106 E	9V17 D	2J09 F	9017 A
London Victoria (VIC)  10 d						0611			0641					0711			
Clapham Junction (CLJ)  10 d						0618			0648					0718			
Balham (BAL)  4 d						0623			0653					0723			
St Pancras International (STP)  15 d				0512	0527		0542	0557		0612		0627			0642		0657
Farringdon (ZFD)  3 d				0517	0532		0547	0602		0617		0632			0647		0702
City Thameslink (CTK)  3 d																	
London Blackfriars (BFR)  3 d				0521	0536		0551	0606		0621		0636			0651		0706
Elephant & Castle (EPH)  3 d				0525	0540		0555	0610		0625		0640			0655		0710
Loughborough Jn (LGJ)  d		0002		0530	0545		0600	0615		0630		0645			0700		0715
Herne Hill (HNH)  4 d		0006		0535	0550		0605	0620		0635		0650			0705		0720
London Bridge (LBG)  4 d			0001							0631		0644				0701	
South Bermondsey (SBM)  d			0005							0636		0648				0706	
Queens Rd Peckham (QRP)  d			0008							0639		0651				0709	
Peckham Rye (PMR)  4 d			0011							0642		0654				0712	
East Dulwich (EDW)  d			0015							0645		0657				0715	
North Dulwich (NDL)  d			0017							0647		0700				0717	
Tulse Hill (TUH)  4 a		0010	0021	0539	0554		0609	0624		0639	0651	0654	0703		0709	0721	0724
Tulse Hill (TUH)  4 d		0011	0021	0540	0556		0610	0626		0640	0651	0656			0710	0721	0726
Streatham (STE)  4 d		0014	0025a	0544	0600		0614	0630		0644	0655a	0700			0714	0725a	0730
Tooting (TOO)  d		0019		0549			0619			0649					0719		
Haydons Road (HYR)  d		0022		0552			0622			0652					0722		
Wimbledon (WIM)  6 a		0024		0554			0624			0654					0724		
Wimbledon (WIM)  6 d		0025		0555			0625			0655					0725		
Wimbledon Chase (WBO)  d		0028		0558			0628			0658					0728		
South Merton (SMO)  d	0001	0030		0600			0630			0700					0730		
Morden South (MDS)  d	0004	0033		0603			0633			0703					0733		
St Helier (SIH)  d	0006	0035		0605			0635			0705					0735		
Sutton Common (SUC)  d	0008	0037		0607			0637			0707					0737		
West Sutton (WSU)  d	0011	0040		0610			0640			0710					0740		
Mitcham Eastfields (MTC)  d				0604	0630		0634	0700				0704		0730			0734
Mitcham Junction (MIJ)  d				0607	0633		0637	0703				0707		0733			0737
Hackbridge (HCB)  d				0610	0636		0640	0706				0710		0736			0740
Carshalton (CSH)  d				0613	0639		0643	0709				0713		0739			0743
Sutton (Surrey) (SUO)  4 a	0014	0044		0614	0617	0643	0644	0647	0713	0714		0717		0743	0744		0747

NOTES (see introductory pages for explanation of train operator codes and standard symbols)

- a Arrival time
- d Departure time
- A From St Albans City, see table 051
- B From Luton, see table 051
- C To Selhurst, see table 164
- D From West Hampstead Thameslink, see table 051
- E To Dorking, see table 162
- F To East Croydon, see table 164
- G To Beckenham Junction, see table 165

London to Wimbledon and Sutton via Streatham and Tulse Hill

Saturdays



































Operator Train ID Days of operation/Notes	SN	SN	TL	SN	TL	SN	SN	TL	SN	TL	SN	SN	TL	SN	TL	SN	TL	SN
	2H09 G	2I08 H	9V19 J	2J11 F	9O19 A	2H11 G	2I10 E	9V21 A	2J13 F	9O21 A	2H13 G	2I12 H	9V23 A	2J15 F	9O23 A	2H15 G	2I14 E	
London Victoria (VIC)  d		0741					0811					0841						0911
Clapham Junction (CLJ)  d		0748					0818					0848						0918
Balham (BAL)  d		0753					0823					0853						0923
St Pancras International (STP)  d			0712		0727			0742		0757			0812		0827			
Farringdon (ZFD)  d			0717		0732			0747		0802			0817		0832			
City Thameslink (CTK)  d																		
London Blackfriars (BFR)  d			0721		0736			0751		0806			0821		0836			
Elephant & Castle (EPH)  d			0725		0740			0755		0810			0825		0840			
Loughborough Jn (LGJ)  d			0730		0745			0800		0815			0830		0845			
Herne Hill (HNN)  d			0735		0750			0805		0820			0835		0850			
London Bridge (LBG)  d	0714			0731		0744			0801		0814			0831		0844		
South Bermondsey (SBM)  d	0718			0736		0748			0806		0818			0836		0848		
Queens Rd Peckham (QRP)  d	0721			0739		0751			0809		0821			0839		0851		
Peckham Rye (PMR)  d	0724			0742		0754			0812		0824			0842		0854		
East Dulwich (EDW)  d	0727			0745		0757			0815		0827			0845		0857		
North Dulwich (NDL)  d	0730			0747		0800			0817		0830			0847		0900		
Tulse Hill (TUH)  a	0733		0739	0751	0754	0803		0809	0821	0824	0833		0839	0851	0854	0903		
Tulse Hill (TUH)  d			0740	0751	0756			0810	0821	0826			0840	0851	0856			
Streatham (STE)  d			0744	0755a	0800			0814	0825a	0830			0844	0855a	0900			
Tooting (TOO)  d			0749					0819					0849					
Haydons Road (HYR)  d			0752					0822					0852					
Wimbledon (WIM)  a			0754					0824					0854					
Wimbledon (WIM)  d			0755					0825					0855					
Wimbledon Chase (WBO)  d			0758					0828					0858					
South Merton (SMO)  d			0800					0830					0900					
Morden South (MDS)  d			0803					0833					0903					
St Helier (SIH)  d			0805					0835					0905					
Sutton Common (SUC)  d			0807					0837					0907					
West Sutton (WSU)  d			0810					0840					0910					
Mitcham Eastfields (MTC)  d		0800			0804		0830			0834		0900			0904		0930	
Mitcham Junction (MIJ)  d		0803			0807		0833			0837		0903			0907		0933	
Hackbridge (HCB)  d		0806			0810		0836			0840		0906			0910		0936	
Carshalton (CSH)  d		0809			0813		0839			0843		0909			0913		0939	
Sutton (Surrey) (SUO)  a		0813	0814		0817		0843	0844		0847		0913	0914		0917		0943	

NOTES (see introductory pages for explanation of train operator codes and standard symbols)

- a Arrival time
- d Departure time
- A From St Albans City, see table 051
- E To Dorking, see table 162
- F To East Croydon, see table 164
- G To Beckenham Junction, see table 165
- H To Horsham, see table 162
- J From Bedford, see table 051

## London to Wimbledon and Sutton via Streatham and Tulse Hill

## Saturdays



































Operator Train ID Days of operation/Notes	TL	SN	TL	SN	SN	TL	SN	TL	SN	SN	TL	SN	TL	SN	SN	TL	SN
	9V25 A	2J17 F	9O25 A	2H17 G	2I16 H	9V27 A	2J19 F	9O27 A	2H19 G	2I18 E	9V29 A	2J21 F	9O29 A	2H21 G	2I20 H	9V31 A	2J23 F
London Victoria (VIC)  d					0941					1011					1041		
Clapham Junction (CLJ)  d					0948					1018					1048		
Balham (BAL)  d					0953					1023					1053		
St Pancras International (STP)  d	0842		0857			0912		0927			0942		0957			1012	
Farringdon (ZFD)  d	0847		0902			0917		0932			0947		1002			1017	
City Thameslink (CTK)  d			0904			0919		0934			0949		1004			1019	
London Blackfriars (BFR)  d	0851		0906			0921		0936			0951		1006			1021	
Elephant & Castle (EPH)  d	0855		0910			0925		0940			0955		1010			1025	
Loughborough Jn (LGJ)  d	0900		0915			0930		0945			1000		1015			1030	
Herne Hill (HNN)  d	0905		0920			0935		0950			1005		1020			1035	
London Bridge (LBG)  d		0901		0914			0931		0944			1001		1014			1031
South Bermondsey (SBM)  d		0906		0918			0936		0948			1006		1018			1036
Queens Rd Peckham (QRP)  d		0909		0921			0939		0951			1009		1021			1039
Peckham Rye (PMR)  d		0912		0924			0942		0954			1012		1024			1042
East Dulwich (EDW)  d		0915		0927			0945		0957			1015		1027			1045
North Dulwich (NDL)  d		0917		0930			0947		1000			1017		1030			1047
Tulse Hill (TUH)  a	0909	0921	0924	0933		0939	0951	0954	1003		1009	1021	1024	1033		1039	1051
Tulse Hill (TUH)  d	0910	0921	0926			0940	0951	0956			1010	1021	1026			1040	1051
Streatham (STE)  d	0914	0925a	0930			0944	0955a	1000			1014	1025a	1030			1044	1055a
Tooting (TOO)  d	0919					0949					1019					1049	
Haydons Road (HYR)  d	0922					0952					1022					1052	
Wimbledon (WIM)  a	0924					0954					1024					1054	
Wimbledon (WIM)  d	0925					0955					1025					1055	
Wimbledon Chase (WBO)  d	0928					0958					1028					1058	
South Merton (SMO)  d	0930					1000					1030					1100	
Morden South (MDS)  d	0933					1003					1033					1103	
St Helier (SIH)  d	0935					1005					1035					1105	
Sutton Common (SUC)  d	0937					1007					1037					1107	
West Sutton (WSU)  d	0940					1010					1040					1110	
Mitcham Eastfields (MTC)  d			0934		1000			1004		1030			1034		1100		
Mitcham Junction (MIJ)  d			0937		1003			1007		1033			1037		1103		
Hackbridge (HCB)  d			0940		1006			1010		1036			1040		1106		
Carshalton (CSH)  d			0943		1009			1013		1039			1043		1109		
Sutton (Surrey) (SUO)  a	0944		0947		1013	1014		1017		1043	1044		1047		1113	1114	

NOTES (see introductory pages for explanation of train operator codes and standard symbols)

- a Arrival time  
d Departure time
- A From St Albans City, see table 051  
E To Dorking, see table 162  
F To East Croydon, see table 164  
G To Beckenham Junction, see table 165  
H To Horsham, see table 162

## London to Wimbledon and Sutton via Streatham and Tulse Hill

## Saturdays

Operator Train ID Days of operation/Notes	TL	SN	SN	TL	SN	TL	SN	SN	TL	SN	TL	SN	SN	TL	SN	TL	SN
	9031 A	2H23 G	2I22 E	9V33 A	2J25 F	9O33 A	2H25 G	2I24 H	9V35 A	2J27 F	9O35 A	2H27 G	2I26 E	9V37 A	2J29 F	9O37 A	2H29 G
London Victoria (VIC)  d			1111					1141					1211				
Clapham Junction (CLJ)  d			1118					1148					1218				
Balham (BAL)  d			1123					1153					1223				
St Pancras International (STP)  d	1027			1042		1057			1112		1127			1142		1157	
Farringdon (ZFD)  d	1032			1047		1102			1117		1132			1147		1202	
City Thameslink (CTK)  d	1034			1049		1104			1119		1134			1149		1204	
London Blackfriars (BFR)  d	1036			1051		1106			1121		1136			1151		1206	
Elephant & Castle (EPH)  d	1040			1055		1110			1125		1140			1155		1210	
Loughborough Jn (LGJ)  d	1045			1100		1115			1130		1145			1200		1215	
Herne Hill (HNN)  d	1050			1105		1120			1135		1150			1205		1220	
London Bridge (LBG)  d		1044			1101		1114			1131		1144			1201		1214
South Bermondsey (SBM)  d		1048			1106		1118			1136		1148			1206		1218
Queens Rd Peckham (QRP)  d		1051			1109		1121			1139		1151			1209		1221
Peckham Rye (PMR)  d		1054			1112		1124			1142		1154			1212		1224
East Dulwich (EDW)  d		1057			1115		1127			1145		1157			1215		1227
North Dulwich (NDL)  d		1100			1117		1130			1147		1200			1217		1230
Tulse Hill (TUH)  a	1054	1103		1109	1121	1124	1133		1139	1151	1154	1203		1209	1221	1224	1233
Tulse Hill (TUH)  d	1056			1110	1121	1126			1140	1151	1156			1210	1221	1226	
Streatham (STE)  d	1100			1114	1125a	1130			1144	1155a	1200			1214	1225a	1230	
Tooting (TOO)  d				1119					1149					1219			
Haydons Road (HYR)  d				1122					1152					1222			
Wimbledon (WIM)  a				1124					1154					1224			
Wimbledon (WIM)  d				1125					1155					1225			
Wimbledon Chase (WBO)  d				1128					1158					1228			
South Merton (SMO)  d				1130					1200					1230			
Morden South (MDS)  d				1133					1203					1233			
St Helier (SIH)  d				1135					1205					1235			
Sutton Common (SUC)  d				1137					1207					1237			
West Sutton (WSU)  d				1140					1210					1240			
Mitcham Eastfields (MTC)  d	1104		1130			1134		1200			1204		1230			1234	
Mitcham Junction (MIJ)  d	1107		1133			1137		1203			1207		1233			1237	
Hackbridge (HCB)  d	1110		1136			1140		1206			1210		1236			1240	
Carshalton (CSH)  d	1113		1139			1143		1209			1213		1239			1243	
Sutton (Surrey) (SUO)  a	1117		1143	1144		1147		1213	1214		1217		1243	1244		1247	

NOTES (see introductory pages for explanation of train operator codes and standard symbols)

- a Arrival time  
d Departure time
- A From St Albans City, see table 051  
E To Dorking, see table 162  
F To East Croydon, see table 164  
G To Beckenham Junction, see table 165  
H To Horsham, see table 162

London to Wimbledon and Sutton via Streatham and Tulse Hill

Saturdays

Operator Train ID Days of operation/Notes	SN	TL	SN	TL	SN	SN	TL	SN	TL	SN	SN	TL	SN	TL	SN	SN	TL
	2I28 H	9V39 A	2J31 F	9O39 A	2H31 G	2I30 E	9V41 A	2J33 F	9O41 A	2H33 G	2I32 H	9V43 A	2J35 F	9O43 A	2H35 G	2I34 E	9V45 A
London Victoria (VIC)  10 d	1241					1311					1341					1411	
Clapham Junction (CLJ)  10 d	1248					1318					1348					1418	
Balham (BAL)  4 d	1253					1323					1353					1423	
St Pancras International (STP)   15 d		1212		1227			1242		1257			1312		1327			1342
Farringdon (ZFD)  3 d		1217		1232			1247		1302			1317		1332			1347
City Thameslink (CTK)  3 d		1219		1234			1249		1304			1319		1334			1349
London Blackfriars (BFR)  3 d		1221		1236			1251		1306			1321		1336			1351
Elephant & Castle (EPH)  d		1225		1240			1255		1310			1325		1340			1355
Loughborough Jn (LGJ)  d		1230		1245			1300		1315			1330		1345			1400
Herne Hill (HNN)  4 d		1235		1250			1305		1320			1335		1350			1405
London Bridge (LBG)  4 d			1231		1244			1301		1314			1331		1344		
South Bermondsey (SBM)  d			1236		1248			1306		1318			1336		1350		
Queens Rd Peckham (QRP)  d			1239		1251			1309		1321			1339		1353		
Peckham Rye (PMR)  4 d			1242		1254			1312		1324			1342		1356		
East Dulwich (EDW)  d			1245		1257			1315		1327			1345		1359		
North Dulwich (NDL)  d			1247		1300			1317		1330			1347		1401		
Tulse Hill (TUH)  4 a		1239	1251	1254	1303		1309	1321	1324	1333		1339	1351	1354	1404		1409
Tulse Hill (TUH)  4 d		1240	1251	1256			1310	1321	1326			1340	1351	1356			1410
Streatham (STE)  4 d		1244	1255a	1300			1314	1325a	1330			1344	1355a	1400			1414
Tooting (TOO)  d		1249					1319					1349					1419
Haydons Road (HYR)  d		1252					1322					1352					1422
Wimbledon (WIM)   6 a		1254					1324					1354					1424
Wimbledon (WIM)   6 d		1255					1325					1355					1425
Wimbledon Chase (WBO)  d		1258					1328					1358					1428
South Merton (SMO)  d		1300					1330					1400					1430
Morden South (MDS)  d		1303					1333					1403					1433
St Helier (SIH)  d		1305					1335					1405					1435
Sutton Common (SUC)  d		1307					1337					1407					1437
West Sutton (WSU)  d		1310					1340					1410					1440
Mitcham Eastfields (MTC)  d	1300			1304		1330			1334		1400			1404		1430	
Mitcham Junction (MIJ)  d	1303			1307		1333			1337		1403			1407		1433	
Hackbridge (HCB)  d	1306			1310		1336			1340		1406			1410		1436	
Carshalton (CSH)  d	1309			1313		1339			1343		1409			1413		1439	
Sutton (Surrey) (SUO)  4 a	1313	1314		1317		1343	1344		1347		1413	1414		1417		1443	1444



































NOTES (see introductory pages for explanation of train operator codes and standard symbols)

- a Arrival time
- d Departure time
- A From St Albans City, see table 051
- E To Dorking, see table 162
- F To East Croydon, see table 164
- G To Beckenham Junction, see table 165
- H To Horsham, see table 162



## London to Wimbledon and Sutton via Streatham and Tulse Hill

## Saturdays



































Operator Train ID Days of operation/Notes	SN	TL	SN	SN	TL	SN	TL	SN	SN	TL	SN	TL	SN	SN	TL	SN	TL	SN	TL	
	2J37 F	9O45 A	2H37 G	2I36 H	9V47 A	2J39 F	9O47 A	2H39 G	2I38 E	9V49 A	2J41 F	9O49 A	2H41 G	2I40 H	9V51 A	2J43 F	9O51 A			
London Victoria (VIC)  d				1441					1511						1541					
Clapham Junction (CLJ)  d				1448					1518						1548					
Balham (BAL)  d				1453					1523						1553					
St Pancras International (STP)  d		1357			1412		1427			1442		1457			1512				1527	
Farringdon (ZFD)  d		1402			1417		1432			1447		1502			1517				1532	
City Thameslink (CTK)  d		1404			1419		1434			1449		1504			1519				1534	
London Blackfriars (BFR)  d		1406			1421		1436			1451		1506			1521				1536	
Elephant & Castle (EPH)  d		1410			1425		1440			1455		1510			1525				1540	
Loughborough Jn (LGJ)  d		1415			1430		1445			1500		1515			1530				1545	
Herne Hill (HNN)  d		1420			1435		1450			1505		1520			1535				1550	
London Bridge (LBG)  d	1401		1414			1431		1444			1501		1514			1531				
South Bermondsey (SBM)  d	1406		1418			1436		1448			1506		1518			1536				
Queens Rd Peckham (QRP)  d	1409		1421			1439		1451			1509		1521			1539				
Peckham Rye (PMR)  d	1412		1424			1442		1454			1512		1524			1542				
East Dulwich (EDW)  d	1415		1427			1445		1457			1515		1527			1545				
North Dulwich (NDL)  d	1417		1430			1447		1500			1517		1530			1547				
Tulse Hill (TUH)  a	1421	1424	1433		1439	1451	1454	1503		1509	1521	1524	1533		1539	1551	1554			
Tulse Hill (TUH)  d	1421	1426			1440	1451	1456			1510	1521	1526			1540	1551	1556			
Streatham (STE)  d	1425a	1430			1444	1455a	1500			1514	1525a	1530			1544	1555a	1600			
Tooting (TOO)  d					1449					1519					1549					
Haydons Road (HYR)  d					1452					1522					1552					
Wimbledon (WIM)  a					1454					1524					1554					
Wimbledon (WIM)  d					1455					1525					1555					
Wimbledon Chase (WBO)  d					1458					1528					1558					
South Merton (SMO)  d					1500					1530					1600					
Morden South (MDS)  d					1503					1533					1603					
St Helier (SIH)  d					1505					1535					1605					
Sutton Common (SUC)  d					1507					1537					1607					
West Sutton (WSU)  d					1510					1540					1610					
Mitcham Eastfields (MTC)  d		1434		1500			1504		1530			1534		1600			1604			
Mitcham Junction (MIJ)  d		1437		1503			1507		1533			1537		1603			1607			
Hackbridge (HCB)  d		1440		1506			1510		1536			1540		1606			1610			
Carshalton (CSH)  d		1443		1509			1513		1539			1543		1609			1613			
Sutton (Surrey) (SUO)  a		1447		1513	1514		1517		1543	1544		1547		1613	1614		1617			

NOTES (see introductory pages for explanation of train operator codes and standard symbols)

- a Arrival time
- d Departure time
- A From St Albans City, see table 051
- E To Dorking, see table 162
- F To East Croydon, see table 164
- G To Beckenham Junction, see table 165
- H To Horsham, see table 162

## London to Wimbledon and Sutton via Streatham and Tulse Hill

## Saturdays






































Operator Train ID Days of operation/Notes	SN	SN	TL	SN	TL	SN	SN	TL	SN	TL	SN	SN	TL	SN	TL	SN	TL	SN
	2H43 G	2I42 E	9V53 A	2J45 F	9O53 A	2H45 G	2I44 H	9V55 A	2J47 F	9O55 A	2H47 G	2I46 E	9V57 A	2J49 F	9O57 A	2H49 G	2I48 H	
London Victoria (VIC)  d		1611					1641					1711						1741
Clapham Junction (CLJ)  d		1618					1648					1718						1748
Balham (BAL)  d		1623					1653					1723						1753
St Pancras International (STP)  d			1542		1557			1612		1627			1642		1657			
Farringdon (ZFD)  d			1547		1602			1617		1632			1647		1702			
City Thameslink (CTK)  d			1549		1604			1619		1634			1649		1704			
London Blackfriars (BFR)  d			1551		1606			1621		1636			1651		1706			
Elephant & Castle (EPH)  d			1555		1610			1625		1640			1655		1710			
Loughborough Jn (LGJ)  d			1600		1615			1630		1645			1700		1715			
Herne Hill (HNN)  d			1605		1620			1635		1650			1705		1720			
London Bridge (LBG)  d	1544			1601		1614			1631		1644			1701			1714	
South Bermondsey (SBM)  d	1548			1606		1618			1636		1648			1706			1718	
Queens Rd Peckham (QRP)  d	1551			1609		1621			1639		1651			1709			1721	
Peckham Rye (PMR)  d	1554			1612		1624			1642		1654			1712			1724	
East Dulwich (EDW)  d	1557			1615		1627			1645		1657			1715			1727	
North Dulwich (NDL)  d	1600			1617		1630			1647		1700			1717			1730	
Tulse Hill (TUH)  a	1603		1609	1621	1624	1633		1639	1651	1654	1703		1709	1721	1724	1733		
Tulse Hill (TUH)  d			1610	1621	1626			1640	1651	1656			1710	1721	1726			
Streatham (STE)  d			1614	1625a	1630			1644	1655a	1700			1714	1725a	1730			
Tooting (TOO)  d			1619					1649					1719					
Haydens Road (HYR)  d			1622					1652					1722					
Wimbledon (WIM)  a			1624					1654					1724					
Wimbledon (WIM)  d			1625					1655					1725					
Wimbledon Chase (WBO)  d			1628					1658					1728					
South Merton (SMO)  d			1630					1700					1730					
Morden South (MDS)  d			1633					1703					1733					
St Helier (SIH)  d			1635					1705					1735					
Sutton Common (SUC)  d			1637					1707					1737					
West Sutton (WSU)  d			1640					1710					1740					
Mitcham Eastfields (MTC)  d		1630			1634		1700			1704		1730			1734		1800	
Mitcham Junction (MIJ)  d		1633			1637		1703			1707		1733			1737		1803	
Hackbridge (HCB)  d		1636			1640		1706			1710		1736			1740		1806	
Carshalton (CSH)  d		1639			1643		1709			1713		1739			1743		1809	
Sutton (Surrey) (SUO)  a		1643	1644		1647		1713	1714		1717		1743	1744		1747		1813	

NOTES (see introductory pages for explanation of train operator codes and standard symbols)

- a Arrival time
- d Departure time
- A From St Albans City, see table 051
- E To Dorking, see table 162
- F To East Croydon, see table 164
- G To Beckenham Junction, see table 165
- H To Horsham, see table 162

## London to Wimbledon and Sutton via Streatham and Tulse Hill

## Saturdays



































Operator Train ID Days of operation/Notes	TL	SN	TL	SN	SN	TL	SN	TL	SN	SN	TL	SN	TL	SN	SN	TL	SN
	9V59 A	2J51 F	9O59 A	2H51 G	2I50 E	9V61 A	2J53 F	9O61 A	2H53 G	2I52 E	9V63 A	2J55 F	9O63 A	2H55 G	2I54 E	9V65 A	2J57 F
London Victoria (VIC)  10 d					1811					1841					1911		
Clapham Junction (CLJ)  10 d					1818					1848					1918		
Balham (BAL)  4 d					1823					1853					1923		
St Pancras International (STP)   15 d	1712		1727			1742		1757			1812		1827			1842	
Farringdon (ZFD)  3 d	1717		1732			1747		1802			1817		1832			1847	
City Thameslink (CTK)  3 d	1719		1734			1749		1804			1819		1834			1849	
London Blackfriars (BFR)  3 d	1721		1736			1751		1806			1821		1836			1851	
Elephant & Castle (EPH)  d	1725		1740			1755		1810			1825		1840			1855	
Loughborough Jn (LGJ)  d	1730		1745			1800		1815			1830		1845			1900	
Herne Hill (HNN)  4 d	1735		1750			1805		1820			1835		1850			1905	
London Bridge (LBG)  4 d		1731		1744			1801		1814			1831		1844			1901
South Bermondsey (SBM)  d		1736		1748			1806		1818			1836		1848			1906
Queens Rd Peckham (QRP)  d		1739		1751			1809		1821			1839		1851			1909
Peckham Rye (PMR)  4 d		1742		1754			1812		1824			1842		1854			1912
East Dulwich (EDW)  d		1745		1757			1815		1827			1845		1857			1915
North Dulwich (NDL)  d		1747		1800			1817		1830			1847		1900			1917
Tulse Hill (TUH)  4 a	1739	1751	1754	1803		1809	1821	1824	1833		1839	1851	1854	1903		1909	1921
Tulse Hill (TUH)  4 d	1740	1751	1756			1810	1821	1826			1840	1851	1856			1910	1921
Streatham (STE)  4 d	1744	1755a	1800			1814	1825a	1830			1844	1855a	1900			1914	1925a
Tooting (TOO)  d	1749					1819					1849					1919	
Haydons Road (HYR)  d	1752					1822					1852					1922	
Wimbledon (WIM)   6 a	1754					1824					1854					1924	
Wimbledon (WIM)   6 d	1755					1825					1855					1925	
Wimbledon Chase (WBO)  d	1758					1828					1858					1928	
South Merton (SMO)  d	1800					1830					1900					1930	
Morden South (MDS)  d	1803					1833					1903					1933	
St Helier (SIH)  d	1805					1835					1905					1935	
Sutton Common (SUC)  d	1807					1837					1907					1937	
West Sutton (WSU)  d	1810					1840					1910					1940	
Mitcham Eastfields (MTC)  d			1804		1830			1834		1900			1904		1930		
Mitcham Junction (MIJ)  d			1807		1833			1837		1903			1907		1933		
Hackbridge (HCB)  d			1810		1836			1840		1906			1910		1936		
Carshalton (CSH)  d			1813		1839			1843		1909			1913		1939		
Sutton (Surrey) (SUO)  4 a	1814		1817		1843	1844		1847		1913	1914		1917		1943	1944	

NOTES (see introductory pages for explanation of train operator codes and standard symbols)

- a Arrival time  
d Departure time
- A From St Albans City, see table 051  
E To Dorking, see table 162  
F To East Croydon, see table 164  
G To Beckenham Junction, see table 165

## London to Wimbledon and Sutton via Streatham and Tulse Hill

## Saturdays



































Operator Train ID Days of operation/Notes	TL	SN	SN	TL	SN	TL	SN	SN	TL	SN	TL	SN	SN	TL	SN	TL	SN
	9065 A	2H57 G	2I56 E	9V67 A	2J59 F	9O67 A	2H59 G	2I58 E	9V69 A	2J61 F	9O69 A	2H61 G	2I60 E	9V71 A	2J63 F	9O71 A	2I62 E
London Victoria (VIC)  d			1941					2011					2041				2111
Clapham Junction (CLJ)  d			1948					2018					2048				2118
Balham (BAL)  d			1953					2023					2053				2123
St Pancras International (STP)  d	1857			1912		1927			1942		1957			2012			2027
Farringdon (ZFD)  d	1902			1917		1932			1947		2002			2017			2032
City Thameslink (CTK)  d	1904			1919		1934			1949		2004			2019			2034
London Blackfriars (BFR)  d	1906			1921		1936			1951		2006			2021			2036
Elephant & Castle (EPH)  d	1910			1925		1940			1955		2010			2025			2040
Loughborough Jn (LGJ)  d	1915			1930		1945			2000		2015			2030			2045
Herne Hill (HNN)  d	1920			1935		1950			2005		2020			2035			2050
London Bridge (LBG)  d		1914			1931		1944			2001		2014				2031	
South Bermondsey (SBM)  d		1918			1936		1948			2006		2018				2036	
Queens Rd Peckham (QRP)  d		1921			1939		1951			2009		2021				2039	
Peckham Rye (PMR)  d		1924			1942		1954			2012		2024				2042	
East Dulwich (EDW)  d		1927			1945		1957			2015		2027				2045	
North Dulwich (NDL)  d		1930			1947		2000			2017		2030				2047	
Tulse Hill (TUH)  a	1924	1933		1939	1951	1954	2003		2009	2021	2024	2033		2039	2051	2054	
Tulse Hill (TUH)  d	1926			1940	1951	1956			2010	2021	2026			2040	2051	2056	
Streatham (STE)  d	1930			1944	1955a	2000			2014	2025a	2030			2044	2055a	2100	
Tooting (TOO)  d				1949					2019					2049			
Haydons Road (HYR)  d				1952					2022					2052			
Wimbledon (WIM)  a				1954					2024					2054			
Wimbledon (WIM)  d				1955					2025					2055			
Wimbledon Chase (WBO)  d				1958					2028					2058			
South Merton (SMO)  d				2000					2030					2100			
Morden South (MDS)  d				2003					2033					2103			
St Helier (SIH)  d				2005					2035					2105			
Sutton Common (SUC)  d				2007					2037					2107			
West Sutton (WSU)  d				2010					2040					2110			
Mitcham Eastfields (MTC)  d	1934		2000			2004		2030			2034		2100			2104	2130
Mitcham Junction (MIJ)  d	1937		2003			2007		2033			2037		2103			2107	2133
Hackbridge (HCB)  d	1940		2006			2010		2036			2040		2106			2110	2136
Carshalton (CSH)  d	1943		2009			2013		2039			2043		2109			2113	2139
Sutton (Surrey) (SUO)  a	1947		2013	2014		2017		2043	2044		2047		2113	2114		2117	2143

NOTES (see introductory pages for explanation of train operator codes and standard symbols)

- a Arrival time
- d Departure time
- A From St Albans City, see table 051
- E To Dorking, see table 162
- F To East Croydon, see table 164
- G To Beckenham Junction, see table 165

## London to Wimbledon and Sutton via Streatham and Tulse Hill

## Saturdays

Operator Train ID Days of operation/Notes	TL	SN	TL	SN	SN	TL	SN	TL	SN	TL	SN	TL	SN	SN	TL	SN	TL
	9V73 A	2J65 F	9073 A	2H65 G	2I64 E	9V75 A	2J67 F	9075 A	2I66 E	9V77 A	2J69 F	9077 A	2H69 G	2I68 E	9V79 A	2J71 F	9079 A
London Victoria (VIC)  d					2141				2211					2241			
Clapham Junction (CLJ)  d					2148				2218					2249			
Balham (BAL)  d					2153				2223					2253			
St Pancras International (STP)  d	2042		2057			2112		2127		2142		2157			2212		2227
Farringdon (ZFD)  d	2047		2102			2117		2132		2147		2202			2217		2232
City Thameslink (CTK)  d	2049																
London Blackfriars (BFR)  d	2051		2106			2121		2136		2151		2206			2221		2236
Elephant & Castle (EPH)  d	2055		2110			2125		2140		2155		2210			2225		2240
Loughborough Jn (LGJ)  d	2100		2115			2130		2145		2200		2215			2230		2245
Herne Hill (HNN)  d	2105		2120			2135		2150		2205		2220			2235		2250
London Bridge (LBG)  d		2101		2114			2131				2201		2214			2231	
South Bermondsey (SBM)  d		2106		2118			2136				2206		2218			2236	
Queens Rd Peckham (QRP)  d		2109		2121			2139				2209		2221			2239	
Peckham Rye (PMR)  d		2112		2124			2142				2212		2224			2242	
East Dulwich (EDW)  d		2115		2127			2145				2215		2227			2245	
North Dulwich (NDL)  d		2117		2130			2147				2217		2230			2247	
Tulse Hill (TUH)  a	2109	2121	2124	2133		2139	2151	2154		2209	2221	2224	2233		2239	2251	2254
Tulse Hill (TUH)  d	2110	2121	2126			2140	2151	2156		2210	2221	2226			2240	2251	2256
Streatham (STE)  d	2114	2125a	2130			2144	2155a	2200		2214	2225a	2230			2244	2255a	2300
Tooting (TOO)  d	2119					2149				2219					2249		
Haydons Road (HYR)  d	2122					2152				2222					2252		
Wimbledon (WIM)  a	2124					2154				2224					2254		
Wimbledon (WIM)  d	2125					2155				2225					2255		
Wimbledon Chase (WBO)  d	2128					2158				2228					2258		
South Merton (SMO)  d	2130					2200				2230					2300		
Morden South (MDS)  d	2133					2203				2233					2303		
St Helier (SIH)  d	2135					2205				2235					2305		
Sutton Common (SUC)  d	2137					2207				2237					2307		
West Sutton (WSU)  d	2140					2210				2240					2310		
Mitcham Eastfields (MTC)  d			2134		2200			2204	2230			2234		2300			2304
Mitcham Junction (MIJ)  d			2137		2203			2207	2233			2237		2303			2307
Hackbridge (HCB)  d			2140		2206			2210	2236			2240		2306			2310
Carshalton (CSH)  d			2143		2209			2213	2239			2243		2309			2313
Sutton (Surrey) (SUO)  a	2144		2147		2213	2214		2217	2243	2244		2247		2313	2314		2317

NOTES (see introductory pages for explanation of train operator codes and standard symbols)

- a Arrival time  
d Departure time
- A From St Albans City, see table 051  
E To Dorking, see table 162  
F To East Croydon, see table 164  
G To Beckenham Junction, see table 165

## London to Wimbledon and Sutton via Streatham and Tulse Hill

## Saturdays

Operator Train ID Days of operation/Notes	SN 2J95 C	SN 2170 E	TL 9V81 A	TL 9O81 A	SN 2J97 C	TL 9V83 A	SN 2172 K	TL 9V85 B	SN 2J99 C	SN 2S96 SUM L	SN 2J76 SUM C
London Victoria (VIC)	10 d	2311					2345				
Clapham Junction (CLJ)	10 d	2318					2353				
Balham (BAL)	4 d	2323					2357				
St Pancras International (STP)	15 d		2242	2257		2312		2344			
Farringdon (ZFD)	3 d		2247	2302		2317		2349			
City Thameslink (CTK)	3 d										
London Blackfriars (BFR)	3 d		2251	2306		2321		2353			
Elephant & Castle (EPH)	d		2255	2310		2325		2357			
Loughborough Jn (LGJ)	d		2300	2315		2330		0002			
Herne Hill (HNH)	4 d		2305	2320		2335		0006			
London Bridge (LBG)	4 d	2245			2314				2355	0001	0025
South Bermondsey (SBM)	d	2249			2319				2359	0007	0029
Queens Rd Peckham (QRP)	d	2252			2322				0002	0010	0034
Peckham Rye (PMR)	4 d	2255			2325				0006	0012	0037
East Dulwich (EDW)	d	2258			2328				0009	0015	0041
North Dulwich (NDL)	d	2300			2330				0011	0017	0043
Tulse Hill (TUH)	4 a	2304	2309	2324	2334	2339		0010	0017	0021	0047
Tulse Hill (TUH)	4 d	2304	2310	2326	2334	2340		0011	0018		0047
Streatham (STE)	4 d	2308a	2314	2330	2338a	2344		0014	0023a		0051a
Tooting (TOO)	d		2319			2349		0019			
Haydens Road (HYR)	d		2322			2352		0022			
Wimbledon (WIM)	6 a		2324			2354		0024			
Wimbledon (WIM)	6 d		2325			2355		0025			
Wimbledon Chase (WBO)	d		2328			2358		0028			
South Merton (SMO)	d		2330			0001		0030			
Morden South (MDS)	d		2333			0004		0033			
St Helier (SIH)	d		2335			0006		0035			
Sutton Common (SUC)	d		2337			0008		0037			
West Sutton (WSU)	d		2340			0011		0040			
Mitcham Eastfields (MTC)	d	2330		2334			0004				
Mitcham Junction (MIJ)	d	2333		2337			0007				
Hackbridge (HCB)	d	2336		2340			0010				
Carshalton (CSH)	d	2339		2343			0013				
Sutton (Surrey) (SUO)	4 a	2343	2344	2347		0014	0017	0044			

NOTES (see introductory pages for explanation of train operator codes and standard symbols)











a Arrival time  
d Departure time

A From St Albans City, see table 051  
B From Luton, see table 051  
C To Selhurst, see table 164  
E To Dorking, see table 162  
K To Epsom, see table 162  
L To Norwood Junction, see table 165

SUM Sunday mornings

London to Wimbledon and Sutton via Streatham and Tulse Hill

Sundays

Operator Train ID Days of operation/Notes	TL	SN	TL	SN	SN	SN	SN	SN	SN	SN	SN	SN	SN	TL	SN	SN	TL	SN	
	9V83 A	2I72 B	9V85 C	2J99 D	2S96 E	2J76 D	2I92 F	2I94 F	2J09 G	2I96 F	2J11 G	2I98 F	2J13 G	9O23	2I12 F	2J15 G	9O25	2I14 F	
London Victoria (VIC)  10 d							0640	0710			0740				0810			0840	0910
Clapham Junction (CLJ) 10 d							0647	0717			0747				0817			0847	0917
Balham (BAL)  4 d							0653	0723			0752				0823			0852	0922
St Pancras International (STP)  15 d																			
Farringdon (ZFD)  3 d																			
City Thameslink (CTK) 3 d																			
London Blackfriars (BFR)  3 d																			
Elephant & Castle (EPH)  d																			
Loughborough Jn (LGJ) d			0002																
Herne Hill (HNN) 4 d			0006																
London Bridge (LBG)  4 d					0001	0025				0718		0746		0817	0830		0847	0900	
South Bermondsey (SBM) d					0007	0029				0724		0753c		0824c			0853		
Queens Rd Peckham (QRP) d				0002	0010	0034				0727		0756		0827			0856		
Peckham Rye (PMR) 4 d				0006	0012	0037				0731		0800		0830	0839		0859	0909	
East Dulwich (EDW) d				0009	0015	0041				0734		0803		0833			0902		
North Dulwich (NDL) d				0011	0017	0043				0737		0806		0835			0904		
Tulse Hill (TUH) 4 a			0010	0017	0021	0047				0740		0809		0838	0845		0907	0915	
Tulse Hill (TUH) 4 d			0011	0018		0047				0743		0813		0839	0847		0908	0917	
Streatham (STE) 4 d			0014	0023a		0051a				0746a		0816a		0842a	0851		0911a	0921	
Tooting (TOO) d			0019																
Haydons Road (HYR) d			0022																
Wimbledon (WIM)  6 a			0024																
Wimbledon (WIM)  6 d			0025																
Wimbledon Chase (WBO) d			0028																
South Merton (SMO) d	0001		0030																
Morden South (MDS) d	0004		0033																
St Helier (SIH) d	0006		0035																
Sutton Common (SUC) d	0008		0037																
West Sutton (WSU) d	0011		0040																
Mitcham Eastfields (MTC) d		0004					0700	0730			0800		0830	0855	0859		0925	0929	
Mitcham Junction (MIJ)  d		0007					0703	0733			0803		0833	0858	0902		0928	0932	
Hackbridge (HCB) d		0010					0706	0736			0806		0836	0901	0905		0931	0935	
Carshalton (CSH) d		0013					0709	0738			0809		0838	0904	0908		0934	0938	
Sutton (Surrey) (SUO) 4 a	0014	0017	0044				0712	0742			0812		0842	0907	0912		0937	0942	



















NOTES (see introductory pages for explanation of train operator codes and standard symbols)

- a Arrival time
- d Departure time
- c Arrives 3 minutes earlier

- A From St Albans City, see table 051
- B To Epsom, see table 162
- C From Luton, see table 051
- D To Selhurst, see table 164
- E To Norwood Junction, see table 165
- F To Dorking, see table 162
- G To East Croydon, see table 164

London to Wimbledon and Sutton via Streatham and Tulse Hill

Sundays

Operator Train ID Days of operation/Notes	SN	TL	SN	SN	TL	TL	SN	SN	SN	TL	TL	SN	SN	TL	TL	SN	SN	TL
	2J17 G	9O27	2I16 F	2J19 G	9V29 C	9O29	2I18 F	2J21 G	2I20 F	9V31 C	9O31	2J23 G	2I22 F	9V33 C	9O33	2J25 G	2I24 F	9V35 C
London Victoria (VIC)  d			0940				1010		1038				1108				1138	
Clapham Junction (CLJ)  d			0947				1017		1045				1115				1145	
Balham (BAL)  d			0952				1022		1050				1120				1150	
St Pancras International (STP)  d					0937					1007				1037				1107
Farringdon (ZFD)  d					0941					1011				1041				1111
City Thameslink (CTK)  d																		
London Blackfriars (BFR)  d		0929			0946	0959				1016	1036			1046	1106			1116
Elephant & Castle (EPH)  d		0933			0951	1003				1021	1040			1051	1110			1121
Loughborough Jn (LGJ) d		0938			0956	1008				1026	1045			1056	1115			1126
Herne Hill (HNN)  d		0942			1000	1012				1030	1050			1100	1120			1130
London Bridge (LBG)  d	0914			0944				1014					1044				1114	
South Bermondsey (SBM) d	0919			0949				1019					1049				1119	
Queens Rd Peckham (QRP) d	0922			0952				1022					1052				1122	
Peckham Rye (PMR)  d	0925			0955				1025					1055				1125	
East Dulwich (EDW) d	0928			0958				1028					1058				1128	
North Dulwich (NDL) d	0930			1000				1030					1100				1130	
Tulse Hill (TUH)  a	0933	0946		1003	1005	1016		1033		1035	1054		1103		1105	1124	1133	1135
Tulse Hill (TUH)  d	0934	0947		1004	1007	1017		1034		1037	1057		1104		1107	1127	1134	1137
Streatham (STE)  d	0937a	0951		1007a	1011	1021		1037a		1041	1101		1107a		1111	1131	1137a	1141
Tooting (TOO) d					1018					1048					1119			1149
Haydens Road (HYR) d					1021					1051					1122			1152
Wimbledon (WIM)  a					1023					1053					1124			1154
Wimbledon (WIM)  d					1024					1054					1125			1155
Wimbledon Chase (WBO) d					1027					1057					1128			1158
South Merton (SMO) d					1029					1059					1130			1200
Morden South (MDS) d					1032					1102					1133			1203
St Helier (SIH) d					1034					1104					1135			1205
Sutton Common (SUC) d					1036					1106					1137			1207
West Sutton (WSU) d					1039					1109					1140			1210
Mitcham Eastfields (MTC) d		0955	0959			1025	1029		1057		1105		1127		1135		1157	
Mitcham Junction (MIJ)  d		0958	1002			1028	1032		1100		1108		1130		1138		1200	
Hackbridge (HCB) d		1001	1005			1031	1035		1103		1111		1133		1141		1203	
Carshalton (CSH) d		1004	1008			1034	1038		1106		1114		1136		1144		1206	
Sutton (Surrey) (SUO)  a		1007	1012		1044	1037	1042		1110	1114	1117		1140	1144	1147		1210	1214



































NOTES (see introductory pages for explanation of train operator codes and standard symbols)

- a Arrival time
- d Departure time
- C From Luton, see table 051
- F To Dorking, see table 162
- G To East Croydon, see table 164



London to Wimbledon and Sutton via Streatham and Tulse Hill

Sundays



































Operator Train ID Days of operation/Notes	TL	SN	SN	TL	TL	SN	SN	TL	TL	SN	SN	TL	TL	SN	SN	TL	TL	SN	TL	SN	
	9035	2J27	2I26	9V37	9037	2J29	2I28	9V39	9039	2J31	2I30	9V41	9041	2J33	2I32	9V43	9043	2J35	9035	2J27	2I26
London Victoria (VIC)  10 d			1208				1238				1308				1338						
Clapham Junction (CLJ)  10 d			1215				1245				1315				1345						
Balham (BAL)  4 d			1220				1250				1320				1350						
St Pancras International (STP)  15 d				1137	1157			1207	1227			1237	1257			1312	1327				
Farringdon (ZFD)  3 d				1141	1201			1211	1231			1241	1301			1316	1331				
City Thameslink (CTK)  3 d																					
London Blackfriars (BFR)  3 d				1146	1206			1216	1236			1246	1306			1321	1336				
Elephant & Castle (EPH)  d	1140			1151	1210			1221	1240			1251	1310			1325	1340				
Loughborough Jn (LGJ)  d	1145			1156	1215			1226	1245			1256	1315			1330	1345				
Herne Hill (HNH)  4 d	1150			1200	1220			1234e	1250			1304e	1320			1334	1350				
London Bridge (LBG)  4 d		1144				1214					1244				1314						1344
South Bermondsey (SBM)  d		1149				1219					1249				1319						1349
Queens Rd Peckham (QRP)  d		1152				1222					1252				1322						1352
Peckham Rye (PMR)  4 d		1155				1225					1255				1325						1355
East Dulwich (EDW)  d		1158				1228					1258				1328						1358
North Dulwich (NDL)  d		1200				1230					1300				1330						1400
Tulse Hill (TUH)  4 a	1154	1203		1205	1224	1233		1239	1254	1303		1309	1324	1333		1339	1354	1403			
Tulse Hill (TUH)  4 d	1157	1204		1207	1227	1234		1239	1257	1304		1309	1327	1334		1339	1357	1404			
Streatham (STE)  4 d	1201	1207a		1211	1231	1237a		1243	1301	1307a		1313	1331	1337a		1343	1401	1407a			
Tooting (TOO)  d				1219				1249				1319				1349					
Haydens Road (HYR)  d				1222				1252				1322				1352					
Wimbledon (WIM)  6 a				1224				1254				1324				1354					
Wimbledon (WIM)  6 d				1225				1255				1325				1355					
Wimbledon Chase (WBO)  d				1228				1258				1328				1358					
South Merton (SMO)  d				1230				1300				1330				1400					
Morden South (MDS)  d				1233				1303				1333				1403					
St Helier (SIH)  d				1235				1305				1335				1405					
Sutton Common (SUC)  d				1237				1307				1337				1407					
West Sutton (WSU)  d				1240				1310				1340				1410					
Mitcham Eastfields (MTC)  d	1205		1227		1235		1257		1305		1327		1335		1357		1405				
Mitcham Junction (MIJ)  d	1208		1230		1238		1300		1308		1330		1338		1400		1408				
Hackbridge (HCB)  d	1211		1233		1241		1303		1311		1333		1341		1403		1411				
Carshalton (CSH)  d	1214		1236		1244		1306		1314		1336		1344		1406		1414				
Sutton (Surrey) (SUO)  4 a	1217		1240	1244	1247		1310	1314	1317		1340	1344	1347		1410	1414	1417				

NOTES (see introductory pages for explanation of train operator codes and standard symbols)

- a Arrival time
- d Departure time
- e Arrives 5 minutes earlier
  
- A From St Albans City, see table 051
- C From Luton, see table 051
- F To Dorking, see table 162
- G To East Croydon, see table 164

London to Wimbledon and Sutton via Streatham and Tulse Hill

Sundays



















Operator Train ID Days of operation/Notes	SN	TL	TL	SN	SN	TL	TL	SN	SN	TL	TL	SN	SN	TL	TL	SN	SN	TL	TL	SN	SN	TL		
	2134 F	9V45 C	9O45 A	2J37 G	2136 F	9V47 C	9O47 A	2J39 G	2138 F	9V49 C	9O49 A	2J41 G	2140 F	9V51 C	9O51 A	2J43 G	2142 F	9V53 C	2142 F	9V53 C	2142 F	9V53 C	2142 F	9V53 C
London Victoria (VIC)  d	1408				1438				1508				1538				1608							
Clapham Junction (CLJ)  d	1415				1445				1515				1545				1615							
Balham (BAL)  d	1420				1450				1520				1550				1620							
St Pancras International (STP)  d		1342	1357			1412	1427			1442	1457			1512	1527									1542
Farringdon (ZFD)  d		1346	1401			1416	1431			1446	1501			1516	1531									1546
City Thameslink (CTK)  d																								
London Blackfriars (BFR)  d		1351	1406			1421	1436			1451	1506			1521	1536									1551
Elephant & Castle (EPH)  d		1355	1410			1425	1440			1455	1510			1525	1540									1555
Loughborough Jn (LGJ)  d		1400	1415			1430	1445			1500	1515			1530	1545									1600
Herne Hill (HNH)  d		1404	1420			1434	1450			1504	1520			1534	1550									1604
London Bridge (LBG)  d				1414				1444				1514				1544								
South Bermondsey (SBM)  d				1419				1449				1519				1549								
Queens Rd Peckham (QRP)  d				1422				1452				1522				1552								
Peckham Rye (PMR)  d				1425				1455				1525				1555								
East Dulwich (EDW)  d				1428				1458				1528				1558								
North Dulwich (NDL)  d				1430				1500				1530				1600								
Tulse Hill (TUH)  a		1409	1424	1433		1439	1454	1503		1509	1524	1533		1539	1554	1603								1609
Tulse Hill (TUH)  d		1409	1427	1434		1439	1457	1504		1509	1527	1534		1539	1557	1604								1609
Streatham (STE)  d		1413	1431	1437a		1443	1501	1507a		1513	1531	1537a		1543	1601	1607a								1613
Tooting (TOO)  d		1419				1449				1519				1549										1619
Haydens Road (HYR)  d		1422				1452				1522				1552										1622
Wimbledon (WIM)  a		1424				1454				1524				1554										1624
Wimbledon (WIM)  d		1425				1455				1525				1555										1625
Wimbledon Chase (WBO)  d		1428				1458				1528				1558										1628
South Merton (SMO)  d		1430				1500				1530				1600										1630
Morden South (MDS)  d		1433				1503				1533				1603										1633
St Helier (SIH)  d		1435				1505				1535				1605										1635
Sutton Common (SUC)  d		1437				1507				1537				1607										1637
West Sutton (WSU)  d		1440				1510				1540				1610										1640
Mitcham Eastfields (MTC)  d	1427		1435		1457		1505		1527		1535		1557		1605		1627							
Mitcham Junction (MIJ)  d	1430		1438		1500		1508		1530		1538		1600		1608		1630							
Hackbridge (HCB)  d	1433		1441		1503		1511		1533		1541		1603		1611		1633							
Carshalton (CSH)  d	1436		1444		1506		1514		1536		1544		1606		1614		1636							
Sutton (Surrey) (SUO)  a	1440	1444	1447		1510	1514	1517		1540	1544	1547		1610	1614	1617		1640	1644						

NOTES (see introductory pages for explanation of train operator codes and standard symbols)

- a Arrival time
- d Departure time
- A From St Albans City, see table 051
- C From Luton, see table 051
- F To Dorking, see table 162
- G To East Croydon, see table 164

London to Wimbledon and Sutton via Streatham and Tulse Hill

Sundays


































Operator Train ID Days of operation/Notes	TL	SN	SN	TL	TL	SN	SN	TL	TL	SN	SN	TL	TL	SN	SN	TL	TL	SN	TL	SN	
	9053 A	2J45 G	2144 F	9V55 C	9055 A	2J47 G	2146 F	9V57 C	9057 A	2J49 G	2148 F	9V59 C	9059 A	2J51 G	2150 F	9V61 C	9061 A	2J53 G			
London Victoria (VIC)  d			1638				1708				1738				1808						
Clapham Junction (CLJ)  d			1645				1715				1745				1815						
Balham (BAL)  d			1650				1720				1750				1820						
St Pancras International (STP)  d	1557			1612	1627			1642	1657			1712	1727			1742	1757				
Farringdon (ZFD)  d	1601			1616	1631			1646	1701			1716	1731			1746	1801				
City Thameslink (CTK)  d																					
London Blackfriars (BFR)  d	1606			1621	1636			1651	1706			1721	1736			1751	1806				
Elephant & Castle (EPH)  d	1610			1625	1640			1655	1710			1725	1740			1755	1810				
Loughborough Jn (LGJ) d	1615			1630	1645			1700	1715			1730	1745			1800	1815				
Herne Hill (HNH)  d	1620			1634	1650			1704	1720			1734	1750			1804	1820				
London Bridge (LBG)  d		1614				1644				1714				1744				1814			
South Bermondsey (SBM) d		1619				1649				1719				1749				1819			
Queens Rd Peckham (QRP) d		1622				1652				1722				1752				1822			
Peckham Rye (PMR)  d		1625				1655				1725				1755				1825			
East Dulwich (EDW) d		1628				1658				1728				1758				1828			
North Dulwich (NDL) d		1630				1700				1730				1800				1830			
Tulse Hill (TUH)  a	1624	1633		1639	1654	1703		1709	1724	1733		1739	1754	1803		1809	1824	1833			
Tulse Hill (TUH)  d	1627	1634		1639	1657	1704		1709	1727	1734		1739	1757	1804		1809	1827	1834			
Streatham (STE)  d	1631	1637a		1643	1701	1707a		1713	1731	1737a		1743	1801	1807a		1813	1831	1837a			
Tooting (TOO) d				1649				1719				1749				1819					
Haydens Road (HYR) d				1652				1722				1752				1822					
Wimbledon (WIM)  a				1654				1724				1754				1824					
Wimbledon (WIM)  d				1655				1725				1755				1825					
Wimbledon Chase (WBO) d				1658				1728				1758				1828					
South Merton (SMO) d				1700				1730				1800				1830					
Morden South (MDS) d				1703				1733				1803				1833					
St Helier (SIH) d				1705				1735				1805				1835					
Sutton Common (SUC) d				1707				1737				1807				1837					
West Sutton (WSU) d				1710				1740				1810				1840					
Mitcham Eastfields (MTC) d	1635		1657		1705		1727		1735		1757		1805		1827		1835				
Mitcham Junction (MIJ)  d	1638		1700		1708		1730		1738		1800		1808		1830		1838				
Hackbridge (HCB) d	1641		1703		1711		1733		1741		1803		1811		1833		1841				
Carshalton (CSH) d	1644		1706		1714		1736		1744		1806		1814		1836		1844				
Sutton (Surrey) (SUO)  a	1647		1710	1714	1717		1740	1744	1747		1810	1814	1817		1840	1844	1847				

NOTES (see introductory pages for explanation of train operator codes and standard symbols)

- a Arrival time
- d Departure time
- A From St Albans City, see table 051
- C From Luton, see table 051
- F To Dorking, see table 162
- G To East Croydon, see table 164

## London to Wimbledon and Sutton via Streatham and Tulse Hill

## Sundays



































Operator Train ID Days of operation/Notes	SN	TL	TL	SN	SN	TL	TL	SN	SN	TL	TL	SN	SN	TL	TL	SN	SN	TL	TL	SN	SN	TL
	2152 F	9V63 C	9O63 A	2J55 G	2154 F	9V65 C	9O65 A	2J57 G	2156 F	9V67 C	9O67 A	2J59 G	2158 F	9V69 C	9O69 A	2J61 G	2160 B	9V71 C				
London Victoria (VIC)  10 d	1838				1908				1938				2008				2038					
Clapham Junction (CLJ)  10 d	1845				1915				1945				2015				2045					
Balham (BAL)  4 d	1850				1920				1950				2021				2050					
St Pancras International (STP)  15 d		1812	1827			1842	1857			1912	1927			1942	1957							2012
Farringdon (ZFD)  3 d		1816	1831			1846	1901			1916	1931			1946	2001							2016
City Thameslink (CTK)  3 d																						
London Blackfriars (BFR)  3 d		1821	1836			1851	1906			1921	1936			1951	2006							2021
Elephant & Castle (EPH)  3 d		1825	1840			1855	1910			1925	1940			1955	2010							2025
Loughborough Jn (LGJ)  4 d		1830	1845			1900	1915			1930	1945			2000	2015							2030
Herne Hill (HNH)  4 d		1834	1850			1904	1920			1934	1950			2004	2020							2034
London Bridge (LBG)  4 d				1844				1914					1944				2014					
South Bermondsey (SBM)  4 d				1849				1919					1949				2019					
Queens Rd Peckham (QRP)  4 d				1852				1922					1952				2022					
Peckham Rye (PMR)  4 d				1855				1925					1955				2025					
East Dulwich (EDW)  4 d				1858				1928					1958				2028					
North Dulwich (NDL)  4 a		1839	1854	1903		1909	1924	1933		1939	1954	2003		2009	2024	2033						2039
Tulse Hill (TUH)  4 d		1839	1857	1904		1909	1927	1934		1939	1957	2004		2009	2027	2034						2039
Streatham (STE)  4 d		1843	1901	1907a		1913	1931	1937a		1943	2001	2007a		2013	2031	2037a						2043
Tooting (TOO)  4 d		1849				1919				1949				2019								2049
Haydons Road (HYR)  4 a		1852				1922				1952				2022								2052
Wimbledon (WIM)  6 a		1854				1924				1954				2024								2054
Wimbledon (WIM)  6 d		1855				1925				1955				2025								2055
Wimbledon Chase (WBO)  6 d		1858				1928				1958				2028								2058
South Merton (SMO)  6 d		1900				1930				2000				2030								2100
Morden South (MDS)  6 d		1903				1933				2003				2033								2103
St Helier (SIH)  6 d		1905				1935				2005				2035								2105
Sutton Common (SUC)  6 d		1907				1937				2007				2037								2107
West Sutton (WSU)  6 d		1910				1940				2010				2040								2110
Mitcham Eastfields (MTC)  6 d	1857		1905		1927		1935		1957		2005		2028		2035		2057					
Mitcham Junction (MIJ)  6 d	1900		1908		1930		1938		2000		2008		2031		2038		2100					
Hackbridge (HCB)  6 d	1903		1911		1933		1941		2003		2011		2034		2041		2103					
Carshalton (CSH)  6 d	1906		1914		1936		1944		2006		2014		2036		2044		2106					
Sutton (Surrey) (SUO)  4 a	1910	1914	1917		1940	1944	1947		2010	2014	2017		2040	2044	2047		2110	2114				

NOTES (see introductory pages for explanation of train operator codes and standard symbols)

- a Arrival time  
d Departure time
- A From St Albans City, see table 051  
B To Epsom, see table 162  
C From Luton, see table 051  
F To Dorking, see table 162  
G To East Croydon, see table 164

## London to Wimbledon and Sutton via Streatham and Tulse Hill

## Sundays

Operator Train ID Days of operation/Notes	TL	SN	SN	TL	TL	SN	SN	TL	TL	SN	SN	TL	SN	SN	SN	SN	SN
	9071 A	2J63 G	2I62 F	9V73 C	9O73 A	2J65 G	2I64 B	9V75 C	9O75 A	2J67 G	2I66 F	9V77 C	2J69 G	2I68 B	2J71 G	2I70 F	2J73 G
London Victoria (VIC)  d			2108				2138				2211			2241		2311	
Clapham Junction (CLJ)  d			2115				2145				2218			2249		2319	
Balham (BAL)  d			2120				2150				2223			2253		2323	
St Pancras International (STP)  d	2027			2042	2057			2112	2127			2142					
Farringdon (ZFD)  d	2031			2046	2101			2116	2131			2146					
City Thameslink (CTK)  d																	
London Blackfriars (BFR)  d	2036			2051	2106			2121	2136			2151					
Elephant & Castle (EPH)  d	2040			2055	2110			2125	2140			2155					
Loughborough Jn (LGJ)  d	2045			2100	2115			2130	2145			2200					
Herne Hill (HNN)  d	2050			2104	2120			2134	2150			2204					
London Bridge (LBG)  d		2044				2114				2144			2214		2244		2317
South Bermondsey (SBM)  d		2049				2119				2149			2219		2249		2323
Queens Rd Peckham (QRP)  d		2052				2122				2152			2222		2252		2327
Peckham Rye (PMR)  d		2055				2125				2155			2225		2255		2330
East Dulwich (EDW)  d		2058				2128				2158			2228		2258		2334
North Dulwich (NDL)  d		2100				2130				2200			2230		2300		2337
Tulse Hill (TUH)  a	2054	2103		2109	2124	2133		2139	2154	2203		2209	2233		2303		2340
Tulse Hill (TUH)  d	2057	2104		2109	2127	2134		2139	2157	2204		2209	2234		2304		2343
Streatham (STE)  d	2101	2107a		2113	2131	2137a		2143	2201	2207a		2213	2237a		2307a		2346a
Tooting (TOO)  d				2119				2149				2219					
Haydens Road (HYR)  d				2122				2152				2222					
Wimbledon (WIM)  a				2124				2154				2224					
Wimbledon (WIM)  d				2125				2155				2225					
Wimbledon Chase (WBO)  d				2128				2158				2228					
South Merton (SMO)  d				2130				2200				2230					
Morden South (MDS)  d				2133				2203				2233					
St Helier (SIH)  d				2135				2205				2235					
Sutton Common (SUC)  d				2137				2207				2237					
West Sutton (WSU)  d				2140				2210				2240					
Mitcham Eastfields (MTC)  d	2105		2127		2135		2157		2205		2230			2300		2330	
Mitcham Junction (MIJ)  d	2108		2130		2138		2200		2208		2233			2303		2333	
Hackbridge (HCB)  d	2111		2133		2141		2203		2211		2236			2306		2336	
Carshalton (CSH)  d	2114		2136		2144		2206		2214		2239			2309		2339	
Sutton (Surrey) (SUO)  a	2117		2140	2144	2147		2210	2214	2217		2243	2244		2313		2343	

NOTES (see introductory pages for explanation of train operator codes and standard symbols)

- a Arrival time  
d Departure time
- A From St Albans City, see table 051  
B To Epsom, see table 162  
C From Luton, see table 051  
F To Dorking, see table 162  
G To East Croydon, see table 164

## Sutton and Wimbledon to London via Streatham and Tulse Hill

## Mondays to Fridays

Operator Train ID Days of operation/Notes	SN	TL	SN	TL	SN	TL	SN	SN	TL	SN	TL	SN	SN	TL	SN	SN	TL	SN	TL	SN
	2J72 MX A	9O98 MX B	2H04 C	9V10 D	2J02 E	9O10 D	2I01 F	2H06 C	9V12 D	2J04 E	9O12 D	2I03 G	2H08 H	9V14 D	2J06 A	9O14 D	2I05 G	2J07 A	9O15 D	2I06 G
Sutton (Surrey) (SUO)	4 d			0546		0549	0612		0616		0619	0642		0646		0649	0702			0705
Carshalton (CSH)	d			0549			0615		0619		0619	0645		0649						
Hackbridge (HCB)	d			0552			0618		0622			0648		0652						
Mitcham Junction (MIJ)	d			0555			0621		0625			0651		0655						
Mitcham Eastfields (MTC)	d			0558			0624		0628			0654		0658						
West Sutton (WSU)	d					0552					0622									0652
Sutton Common (SUC)	d					0554					0624									0654
St Helier (SIH)	d					0557					0627									0657
Morden South (MDS)	d					0559					0629									0659
South Merton (SMO)	d					0601					0631									0701
Wimbledon Chase (WBO)	d					0603					0633									0703
Wimbledon (WIM)	6 a					0606					0636									0706
Wimbledon (WIM)	6 d					0607					0637									0707
Haydens Road (HYR)	d					0610					0640									0710
Tooting (TOO)	d					0613					0643									0713
Streatham (STE)	4 d			0603	0613	0618			0633	0643	0648			0703	0713	0718				
Tulse Hill (TUH)	4 a			0607	0617	0622			0637	0647	0652			0707	0717	0722				
Tulse Hill (TUH)	4 d			0602	0608	0617	0623		0632	0638	0647	0653		0702	0708	0717	0723			
North Dulwich (NDL)	d			0606		0621			0636		0651			0706		0721				
East Dulwich (EDW)	d			0608		0623			0638		0653			0708		0723				
Peckham Rye (PMR)	4 d			0611		0626			0641		0656			0711		0726				
Queens Rd Peckham (QRP)	d			0613		0628			0643		0658			0713		0728				
South Bermondsey (SBM)	d	0002		0616		0631			0646		0701			0716		0731				
London Bridge (LBG)	4 a	0007		0621		0636			0651		0706			0721		0736				
Herne Hill (HNH)	4 d			0612		0627			0642		0657			0712		0727				
Loughborough Jn (LGJ)	d			0615		0630			0645		0700			0715		0730				
Elephant & Castle (EPH)	d	0004		0619		0634			0649		0704			0719		0734				
London Blackfriars (BFR)	3 a	0008		0624		0639			0654		0709			0724		0739				
City Thameslink (CTK)	3 a			0626		0641			0656		0711			0726		0741				
Farringdon (ZFD)	3 a	0013		0628		0643			0658		0713			0728		0743				
St Pancras International (STP)	15 a	0017		0633		0648			0703		0718			0733		0748				
Balham (BAL)	4 a						0633					0703								
Clapham Junction (CLJ)	10 a						0637					0707								0723
London Victoria (VIC)	10 a						0645					0715								0733

NOTES (see introductory pages for explanation of train operator codes and standard symbols)

- a Arrival time  
d Departure time
- A From East Croydon, see table 164  
B To Bedford, see table 051  
C From Crystal Palace, see table 165  
D To St Albans City, see table 051  
E From Selhurst, see table 164  
F From Dorking, see table 162  
G From Epsom, see table 162  
H From Beckenham Junction, see table 165

MX Not Mondays

## Sutton and Wimbledon to London via Streatham and Tulse Hill

## Mondays to Fridays





























Operator Train ID Days of operation/Notes	SN	SN	TL	SN	TL	SN	SN	SN	SN	TL	SN	TL	SN	SN	SN	SN	TL
	2105 J	2H10 H	9V16 D	2J08 A	9016 D	1107 G	2107 F	2W94 K	2H12 H	9V18 D	2J10 A	9018 D	1109 G	2109 J	2W96 L	2H14 H	9V20 D
Sutton (Surrey) (SUO) 4 d	0712		0716		0719	0732	0742			0746		0749	0802	0812			0816
Carshalton (CSH) d	0715		0719			0735	0745			0749			0805	0815			0819
Hackbridge (HCB) d	0718		0722			0738	0748			0752			0808	0818			0822
Mitcham Junction (MIJ) d	0721		0725			0742	0751			0755			0811	0821			0825
Mitcham Eastfields (MTC) d	0724		0728			0745	0754			0758			0815	0824			0828
West Sutton (WSU) d					0722							0752					
Sutton Common (SUC) d					0724							0754					
St Helier (SIH) d					0727							0757					
Morden South (MDS) d					0729							0759					
South Merton (SMO) d					0731							0801					
Wimbledon Chase (WBO) d					0733							0803					
Wimbledon (WIM) 6 a					0736							0806					
Wimbledon (WIM) 6 d					0737							0807					
Haydens Road (HYR) d					0740							0810					
Tooting (TOO) d					0743							0813					
Streatham (STE) 4 d			0733	0743	0748					0803	0813	0818					0833
Tulse Hill (TUH) 4 a			0737	0747	0752					0807	0817	0822					0837
Tulse Hill (TUH) 4 d		0732	0738	0747	0753			0756	0802	0808	0817	0823			0826	0832	0838
North Dulwich (NDL) d		0736		0751				0759	0806		0821				0829	0836	
East Dulwich (EDW) d		0738		0753				0802	0808		0823				0832	0838	
Peckham Rye (PMR) 4 d		0741		0756				0805	0811		0826				0835	0841	
Queens Rd Peckham (QRP) d		0743		0758				0807	0813		0828				0837	0843	
South Bermondsey (SBM) d		0746		0801				0810	0816		0831				0840	0846	
London Bridge (LBG) 4 a		0751		0806				0815	0821		0836				0845	0851	
Herne Hill (HNH) 4 d			0742		0757					0812		0827					0842
Loughborough Jn (LGJ) d			0745		0800					0815		0830					0845
Elephant & Castle (EPH) d			0749		0804					0819		0834					0849
London Blackfriars (BFR) 3 a			0754		0809					0824		0839					0854
City Thameslink (CTK) 3 a			0756		0811					0826		0841					0856
Farringdon (ZFD) 3 a			0758		0813					0828		0843					0858
St Pancras International (STP) 15 a			0803		0818					0833		0848					0903
Balham (BAL) 4 a	0732						0802							0832			
Clapham Junction (CLJ) 10 a	0737					0757	0807						0828	0838			
London Victoria (VIC) 10 a	0746					0806	0817						0836	0845			

NOTES (see introductory pages for explanation of train operator codes and standard symbols)

- a Arrival time  
d Departure time
- A From East Croydon, see table 164  
D To St Albans City, see table 051  
F From Dorking, see table 162  
G From Epsom, see table 162  
H From Beckenham Junction, see table 165  
J From Horsham, see table 162  
K From Streatham Hill 0750  
L From Streatham Hill 0820

## Sutton and Wimbledon to London via Streatham and Tulse Hill

## Mondays to Fridays

Operator Train ID Days of operation/Notes	SN	TL	SN	SN	TL	SN	TL	SN	SN	TL	SN	TL	SN	SN	TL	SN	TL
	2J12 A	9O20 D	2I11 F	2H16 H	9V22 D	2J14 A	9O22 D	2I13 J	2H18 H	9V24 D	2J16 A	9O24 D	2I15 F	2H20 H	9V26 D	2J18 A	9O26 D
Sutton (Surrey) (SUO) 		0819	0842		0846		0849	0912		0916		0919	0942		0946		0949
Carshalton (CSH) d			0845		0849			0915		0919			0945		0949		
Hackbridge (HCB) d			0848		0852			0918		0922			0948		0952		
Mitcham Junction (MIJ)  d			0851		0855			0921		0925			0951		0955		
Mitcham Eastfields (MTC) d			0854		0858			0924		0928			0954		0958		
West Sutton (WSU) d		0822					0852					0922					0952
Sutton Common (SUC) d		0824					0854					0924					0954
St Helier (SIH) d		0827					0857					0927					0957
Morden South (MDS) d		0829					0859					0929					0959
South Merton (SMO) d		0831					0901					0931					1001
Wimbledon Chase (WBO) d		0833					0903					0933					1003
Wimbledon (WIM)  		0836					0906					0936					1006
Wimbledon (WIM)  		0837					0907					0937					1007
Haydens Road (HYR) d		0840					0910					0940					1010
Tooting (TOO) d		0843					0913					0943					1013
Streatham (STE) 	0843	0848			0903	0912	0918			0933	0943	0948			1003	1013	1018
Tulse Hill (TUH) 	0847	0852			0907	0916	0922			0937	0947	0952			1007	1017	1022
Tulse Hill (TUH) 	0847	0853			0902	0908	0917	0923		0933	0938	0947	0953		1002	1008	1017
North Dulwich (NDL) d	0851				0906		0921			0936		0951			1006		1021
East Dulwich (EDW) d	0853				0908		0923			0938		0953			1008		1023
Peckham Rye (PMR) 	0856				0911		0926			0941		0956			1011		1026
Queens Rd Peckham (QRP) d	0858				0913		0928			0943		0958			1013		1028
South Bermondsey (SBM) d	0901				0916		0931			0946		1001			1016		1031
London Bridge (LBG)  	0906				0921		0936			0951		1006			1021		1036
Herne Hill (HNH) 		0857			0912		0927			0942		0957			1012		1027
Loughborough Jn (LGJ) d		0900			0915		0930			0945		1000			1015		1030
Elephant & Castle (EPH)  d		0904			0919		0934			0949		1004			1019		1034
London Blackfriars (BFR)  		0909			0924		0939			0954		1009			1024		1039
City Thameslink (CTK)  		0911			0926		0941			0956		1011			1026		1041
Farringdon (ZFD)  		0913			0928		0943			0958		1013			1028		1043
St Pancras International (STP)  		0918			0933		0948			1003		1018			1033		1048
Balham (BAL)  			0903					0933					1003				
Clapham Junction (CLJ)  			0907					0938					1007				
London Victoria (VIC)  			0919					0945					1015				

NOTES (see introductory pages for explanation of train operator codes and standard symbols)

- a Arrival time  
d Departure time
- A From East Croydon, see table 164  
D To St Albans City, see table 051  
F From Dorking, see table 162  
H From Beckenham Junction, see table 165  
J From Horsham, see table 162



## Sutton and Wimbledon to London via Streatham and Tulse Hill

## Mondays to Fridays





























Operator Train ID Days of operation/Notes	SN	SN	TL	SN	TL	SN	SN	TL	SN	TL	SN	SN	TL	SN	TL	SN	SN
	2I17 J	2H22 H	9V28 D	2J20 A	9O28 D	2I19 F	2H24 H	9V30 D	2J22 A	9O30 D	2I21 J	2H26 H	9V32 D	2J24 A	9O32 D	2I23 F	2H28 H
Sutton (Surrey) (SUO) 4 d	1012		1016		1019	1042		1046		1049	1112		1116		1119	1142	
Carshalton (CSH) d	1015		1019			1045		1049			1115		1119			1145	
Hackbridge (HCB) d	1018		1022			1048		1052			1118		1122			1148	
Mitcham Junction (MIJ) d	1021		1025			1051		1055			1121		1125			1151	
Mitcham Eastfields (MTC) d	1024		1028			1054		1058			1124		1128			1154	
West Sutton (WSU) d					1022					1052					1122		
Sutton Common (SUC) d					1024					1054					1124		
St Helier (SIH) d					1027					1057					1127		
Morden South (MDS) d					1029					1059					1129		
South Merton (SMO) d					1031					1101					1131		
Wimbledon Chase (WBO) d					1033					1103					1133		
Wimbledon (WIM) 6 a					1036					1106					1136		
Wimbledon (WIM) 6 d					1037					1107					1137		
Haydens Road (HYR) d					1040					1110					1140		
Tooting (TOO) d					1043					1113					1143		
Streatham (STE) 4 d			1033	1043	1048			1103	1113	1118			1133	1143	1148		
Tulse Hill (TUH) 4 a			1037	1047	1052			1107	1117	1122			1137	1147	1152		
Tulse Hill (TUH) 4 d		1033	1038	1047	1053		1102	1108	1117	1123			1133	1138	1147	1153	
North Dulwich (NDL) d		1036		1051			1106	1121	1121				1136	1151			1202
East Dulwich (EDW) d		1038		1053			1108	1123	1123				1138	1153			1206
Peckham Rye (PMR) 4 d		1041		1056			1111	1126	1126				1141	1156			1208
Queens Rd Peckham (QRP) d		1043		1058			1113	1128	1128				1143	1158			1211
South Bermondsey (SBM) d		1046		1101			1116	1131	1131				1146	1201			1213
London Bridge (LBG) 4 a		1051		1106			1121	1136	1136				1151	1206			1216
Herne Hill (HNH) 4 d			1042		1057			1112		1127			1142		1157		1221
Loughborough Jn (LGJ) d			1045		1100			1115		1130			1145		1200		
Elephant & Castle (EPH) d			1049		1104			1119		1134			1149		1204		
London Blackfriars (BFR) 3 a			1054		1109			1124		1139			1154		1209		
City Thameslink (CTK) 3 a			1056		1111			1126		1141			1156		1211		
Farringdon (ZFD) 3 a			1058		1113			1128		1143			1158		1213		
St Pancras International (STP) 15 a			1103		1118			1133		1148			1203		1218		
Balham (BAL) 4 a	1033					1103					1133					1203	
Clapham Junction (CLJ) 10 a	1038					1107					1137					1207	
London Victoria (VIC) 10 a	1045					1115					1145					1215	

NOTES (see introductory pages for explanation of train operator codes and standard symbols)

- a Arrival time
- d Departure time
- A From East Croydon, see table 164
- D To St Albans City, see table 051
- F From Dorking, see table 162
- H From Beckenham Junction, see table 165
- J From Horsham, see table 162

## Sutton and Wimbledon to London via Streatham and Tulse Hill

## Mondays to Fridays

Operator Train ID Days of operation/Notes	TL	SN	TL	SN	SN	TL	SN	TL	SN	SN	TL	SN	TL	SN	SN	TL	SN	
	9V34 D	2J26 A	9034 D	2I25 J	2H30 H	9V36 D	2J28 A	9036 D	2I27 F	2H32 H	9V38 D	2J30 A	9038 D	2I29 J	2H34 H	9V40 D	2J32 A	
Sutton (Surrey) (SUO) 	1146		1149	1212		1216		1219	1242		1246		1249	1312		1316		
Carshalton (CSH) d	1149			1215		1219			1245		1249			1315		1319		
Hackbridge (HCB) d	1152			1218		1222			1248		1252			1318		1322		
Mitcham Junction (MIJ)  d	1155			1221		1225			1251		1255			1321		1325		
Mitcham Eastfields (MTC) d	1158			1224		1228			1254		1258			1324		1328		
West Sutton (WSU) d			1152					1222					1252					
Sutton Common (SUC) d			1154					1224					1254					
St Helier (SIH) d			1157					1227					1257					
Morden South (MDS) d			1159					1229					1259					
South Merton (SMO) d			1201					1231					1301					
Wimbledon Chase (WBO) d			1203					1233					1303					
Wimbledon (WIM)  			1206					1236					1306					
Wimbledon (WIM)  			1207					1237					1307					
Haydens Road (HYR) d			1210					1240					1310					
Tooting (TOO) d			1213					1243					1313					
Streatham (STE) 	1203	1213	1218			1233	1243	1248			1303	1313	1318			1333	1343	
Tulse Hill (TUH) 	1207	1217	1222			1237	1247	1252			1307	1317	1322			1337	1347	
Tulse Hill (TUH) 	1208	1217	1223			1232	1238	1247			1302	1308	1317	1323		1332	1338	1347
North Dulwich (NDL) d		1221				1236	1251				1306		1321			1336	1351	
East Dulwich (EDW) d		1223				1238	1253				1308		1323			1338	1353	
Peckham Rye (PMR) 		1226				1241	1256				1311		1326			1341	1356	
Queens Rd Peckham (QRP) d		1228				1243	1258				1313		1328			1343	1358	
South Bermondsey (SBM) d		1231				1246	1301				1316		1331			1346	1401	
London Bridge (LBG)  		1236				1251	1306				1321		1336			1351	1406	
Herne Hill (HNH) 	1212		1227			1242		1257			1312		1327			1342		
Loughborough Jn (LGJ) d	1215		1230			1245		1300			1315		1330			1345		
Elephant & Castle (EPH)  d	1219		1234			1249		1304			1319		1334			1349		
London Blackfriars (BFR)  	1224		1239			1254		1309			1324		1339			1354		
City Thameslink (CTK)  	1226		1241			1256		1311			1326		1341			1356		
Farringdon (ZFD)  	1228		1243			1258		1313			1328		1343			1358		
St Pancras International (STP)  	1233		1248			1303		1318			1333		1348			1403		
Balham (BAL)  				1233					1303					1333				
Clapham Junction (CLJ)  				1237					1307					1338				
London Victoria (VIC)  				1247					1315					1345				

NOTES (see introductory pages for explanation of train operator codes and standard symbols)

- a Arrival time  
d Departure time
- A From East Croydon, see table 164  
D To St Albans City, see table 051  
F From Dorking, see table 162  
H From Beckenham Junction, see table 165  
J From Horsham, see table 162

## Sutton and Wimbledon to London via Streatham and Tulse Hill

## Mondays to Fridays

Operator Train ID Days of operation/Notes	TL	SN	SN	TL	SN	TL	SN	SN	TL	SN	TL	SN	TL	SN	TL	SN	TL	SN
	9040 D	2131 F	2H36 H	9V42 D	2J34 A	9042 D	2133 J	2H38 H	9V44 D	2J36 A	9044 D	2135 F	2H40 H	9V46 D	2J38 A	9046 D	2137 J	
Sutton (Surrey) (SUO) 4 d	1319	1342		1346		1349	1412		1416		1419	1442		1446		1449	1512	
Carshalton (CSH) d		1345		1349			1415		1419		1419	1445		1449			1515	
Hackbridge (HCB) d		1348		1352			1418		1422			1448		1452			1518	
Mitcham Junction (MIJ) d		1351		1355			1421		1425			1451		1455			1521	
Mitcham Eastfields (MTC) d		1354		1358			1424		1428			1454		1458			1524	
West Sutton (WSU) d	1322					1352					1422					1452		
Sutton Common (SUC) d	1324					1354					1424					1454		
St Helier (SIH) d	1327					1357					1427					1457		
Morden South (MDS) d	1329					1359					1429					1459		
South Merton (SMO) d	1331					1401					1431					1501		
Wimbledon Chase (WBO) d	1333					1403					1433					1503		
Wimbledon (WIM) 6 a	1336					1406					1436					1506		
Wimbledon (WIM) 6 d	1337					1407					1437					1507		
Haydens Road (HYR) d	1340					1410					1440					1510		
Tooting (TOO) d	1343					1413					1443					1513		
Streatham (STE) 4 d	1348			1403	1413	1418			1433	1443	1448			1503	1513	1518		
Tulse Hill (TUH) 4 a	1352			1407	1417	1422			1437	1447	1452			1507	1517	1522		
Tulse Hill (TUH) 4 d	1353			1403	1408	1417	1423		1432	1438	1447	1453		1502	1508	1517	1523	
North Dulwich (NDL) d				1406	1421	1421			1436	1451				1506	1521			
East Dulwich (EDW) d				1408	1423	1423			1438	1453				1508	1523			
Peckham Rye (PMR) 4 d				1411	1426	1426			1441	1456				1511	1526			
Queens Rd Peckham (QRP) d				1413	1428	1428			1443	1458				1513	1528			
South Bermondsey (SBM) d				1416	1431	1431			1446	1501				1516	1531			
London Bridge (LBG) 4 a				1421	1436	1436			1451	1506				1521	1536			
Herne Hill (HNH) 4 d	1357			1412		1427			1442		1457			1512		1527		
Loughborough Jn (LGJ) d	1400			1415		1430			1445		1500			1515		1530		
Elephant & Castle (EPH) d	1404			1419		1434			1449		1504			1519		1534		
London Blackfriars (BFR) 3 a	1409			1424		1439			1454		1509			1524		1539		
City Thameslink (CTK) 3 a	1411			1426		1441			1456		1511			1526		1541		
Farringdon (ZFD) 3 a	1413			1428		1443			1458		1513			1528		1543		
St Pancras International (STP) 15 a	1418			1433		1448			1503		1518			1533		1548		
Balham (BAL) 4 a		1403					1433					1503					1533	
Clapham Junction (CLJ) 10 a		1407					1437					1507					1537	
London Victoria (VIC) 10 a		1415					1445					1515					1545	

NOTES (see introductory pages for explanation of train operator codes and standard symbols)

- a Arrival time
- d Departure time
- A From East Croydon, see table 164
- D To St Albans City, see table 051
- F From Dorking, see table 162
- H From Beckenham Junction, see table 165
- J From Horsham, see table 162

## Sutton and Wimbledon to London via Streatham and Tulse Hill

## Mondays to Fridays

Operator Train ID Days of operation/Notes	SN	TL	SN	TL	SN	SN	TL	SN	TL	SN	SN	TL	SN	TL	SN	SN	TL
	2H42 H	9V48 D	2J40 A	9O48 D	2I39 F	2H44 H	9V50 D	2J42 A	9O50 D	2I41 J	2H46 H	9V52 D	2J44 A	9O52 D	2I43 F	2H48 H	9V54 D
Sutton (Surrey) (SUO) 4 d		1516		1519	1542		1546		1549	1612		1616		1619	1642		1646
Carshalton (CSH) d		1519			1545		1549			1615		1619			1645		1649
Hackbridge (HCB) d		1522			1548		1552			1618		1622			1648		1652
Mitcham Junction (MIJ) d		1525			1551		1555			1621		1625			1651		1655
Mitcham Eastfields (MTC) d		1528			1554		1558			1624		1628			1654		1658
West Sutton (WSU) d				1522					1552					1622			
Sutton Common (SUC) d				1524					1554					1624			
St Helier (SIH) d				1527					1557					1627			
Morden South (MDS) d				1529					1559					1629			
South Merton (SMO) d				1531					1601					1631			
Wimbledon Chase (WBO) d				1533					1603					1633			
Wimbledon (WIM) 6 a				1536					1606					1636			
Wimbledon (WIM) 6 d				1537					1607					1637			
Haydens Road (HYR) d				1540					1610					1640			
Tooting (TOO) d				1543					1613					1643			
Streatham (STE) 4 d		1533	1543	1548			1603	1613	1618			1633	1643	1648			1703
Tulse Hill (TUH) 4 a		1537	1547	1552			1607	1617	1622			1637	1647	1652			1707
Tulse Hill (TUH) 4 d	1532	1538	1547	1553			1602	1608	1617	1623		1632	1638	1647	1653		1702
North Dulwich (NDL) d	1536		1551				1606		1621			1636		1651			1706
East Dulwich (EDW) d	1538		1553				1608		1623			1638		1653			1708
Peckham Rye (PMR) 4 d	1541		1556				1611		1626			1641		1656			1711
Queens Rd Peckham (QRP) d	1543		1558				1613		1628			1643		1658			1713
South Bermondsey (SBM) d	1546		1601				1616		1631			1646		1701			1716
London Bridge (LBG) 4 a	1551		1606				1621		1636			1651		1706			1721
Herne Hill (HNH) 4 d		1542		1557			1612		1627			1642		1657			1712
Loughborough Jn (LGJ) d		1545		1600			1615		1630			1645		1700			1715
Elephant & Castle (EPH) d		1549		1604			1619		1634			1649		1704			1719
London Blackfriars (BFR) 3 a		1554		1609			1624		1639			1654		1709			1724
City Thameslink (CTK) 3 a		1556		1611			1626		1641			1656		1711			1726
Farringdon (ZFD) 3 a		1558		1613			1628		1643			1658		1713			1728
St Pancras International (STP) 15 a		1603		1618			1633		1648			1703		1718			1733
Balham (BAL) 4 a					1603					1632					1702		
Clapham Junction (CLJ) 10 a					1607					1637					1706		
London Victoria (VIC) 10 a					1615					1645					1714		

NOTES (see introductory pages for explanation of train operator codes and standard symbols)

- a Arrival time
- d Departure time
- A From East Croydon, see table 164
- D To St Albans City, see table 051
- F From Dorking, see table 162
- H From Beckenham Junction, see table 165
- J From Horsham, see table 162

## Sutton and Wimbledon to London via Streatham and Tulse Hill

## Mondays to Fridays



















Operator Train ID Days of operation/Notes	SN	TL	SN	SN	TL	SN	TL	SN	SN	TL	SN	TL	SN	SN	TL	SN	TL	SN	TL	
	2J46 A	9054 D	2I45 J	2H50 H	9V56 D	2J48 A	9056 D	2I47 F	2H52 H	9V58 D	2J50 A	9058 D	2I49 J	2H54 H	9V60 D	2J52 A	9060 D			
Sutton (Surrey) (SUO) 4 d		1649	1712		1716		1719	1742		1746		1749	1812		1816		1819			
Carshalton (CSH) d			1715		1719			1745		1749			1815		1819					
Hackbridge (HCB) d			1718		1722			1748		1752			1818		1822					
Mitcham Junction (MIJ) d			1721		1725			1751		1755			1821		1825					
Mitcham Eastfields (MTC) d			1724		1728			1754		1758			1824		1828					
West Sutton (WSU) d		1652					1722					1752								1822
Sutton Common (SUC) d		1654					1724					1754								1824
St Helier (SIH) d		1657					1727					1757								1827
Morden South (MDS) d		1659					1729					1759								1829
South Merton (SMO) d		1701					1731					1801								1831
Wimbledon Chase (WBO) d		1703					1733					1803								1833
Wimbledon (WIM) 6 a		1706					1736					1806								1836
Wimbledon (WIM) 6 d		1707					1737					1807								1837
Haydens Road (HYR) d		1710					1740					1810								1840
Tooting (TOO) d		1713					1743					1813								1843
Streatham (STE) 4 d	1713	1718			1733	1743	1748			1803	1813	1818			1833	1843	1848			
Tulse Hill (TUH) 4 a	1717	1722			1737	1747	1752			1807	1817	1822			1837	1847	1852			
Tulse Hill (TUH) 4 d	1717	1723			1732	1738	1747	1753		1802	1808	1817	1823		1832	1838	1847	1853		
North Dulwich (NDL) d	1721				1736	1751				1806	1821			1836		1851				
East Dulwich (EDW) d	1723				1738	1753				1808	1823			1838		1853				
Peckham Rye (PMR) 4 d	1726				1741	1756				1811	1826			1841		1856				
Queens Rd Peckham (QRP) d	1728				1743	1758				1813	1828			1843		1858				
South Bermondsey (SBM) d	1731				1746	1801				1816	1831			1846		1901				
London Bridge (LBG) 4 a	1736				1751	1806				1821	1836			1851		1906				
Herne Hill (HNH) 4 d		1727			1742	1757				1812	1827			1842		1857				
Loughborough Jn (LGJ) d		1730			1745	1800				1815	1830			1845		1900				
Elephant & Castle (EPH) d		1734			1749	1804				1819	1834			1849		1904				
London Blackfriars (BFR) 3 a		1739			1754	1809				1824	1839			1854		1909				
City Thameslink (CTK) 3 a		1741			1756	1811				1826	1841			1856		1911				
Farringdon (ZFD) 3 a		1743			1758	1813				1828	1843			1858		1913				
St Pancras International (STP) 15 a		1748			1803	1818				1833	1848			1903		1918				
Balham (BAL) 4 a			1733					1803					1833							
Clapham Junction (CLJ) 10 a			1738					1807					1838							
London Victoria (VIC) 10 a			1746					1819					1849							

NOTES (see introductory pages for explanation of train operator codes and standard symbols)

- a Arrival time  
d Departure time
- A From East Croydon, see table 164  
D To St Albans City, see table 051  
F From Dorking, see table 162  
H From Beckenham Junction, see table 165  
J From Horsham, see table 162

## Sutton and Wimbledon to London via Streatham and Tulse Hill

## Mondays to Fridays

Operator Train ID Days of operation/Notes	SN	SN	TL	SN	TL	SN	SN	TL	SN	TL	SN	SN	TL	SN	TL	SN	SN
	2151 F	2H56 H	9V62 D	2J54 A	9062 D	2153 J	2H58 H	9V64 D	2J56 A	9064 D	2155 F	2H60 H	9V66 D	2J58 A	9066 D	2157 J	2H62 H
Sutton (Surrey) (SUO) 	1842		1846		1849	1912		1916		1919	1942		1946		1949	2012	
Carshalton (CSH) d	1845		1849			1915		1919			1945		1949			2015	
Hackbridge (HCB) d	1848		1852			1918		1922			1948		1952			2018	
Mitcham Junction (MIJ) 	1851		1855			1921		1925			1951		1955			2021	
Mitcham Eastfields (MTC) d	1854		1858			1924		1928			1954		1958			2024	
West Sutton (WSU) d					1852					1922					1952		
Sutton Common (SUC) d					1854					1924					1954		
St Helier (SIH) d					1857					1927					1957		
Morden South (MDS) d					1859					1929					1959		
South Merton (SMO) d					1901					1931					2001		
Wimbledon Chase (WBO) d					1903					1933					2003		
Wimbledon (WIM) 					1906					1936					2006		
Wimbledon (WIM) 					1907					1937					2007		
Haydons Road (HYR) d					1910					1940					2010		
Tooting (TOO) d					1913					1943					2013		
Streatham (STE) 			1903	1913	1918			1933	1943	1948			2003	2013	2018		
Tulse Hill (TUH) 			1907	1917	1922			1937	1947	1952			2007	2017	2022		
Tulse Hill (TUH) 		1902	1908	1917	1923		1932	1938	1947	1953		2002	2008	2017	2023		2032
North Dulwich (NDL) d		1906		1921			1936	1951			2006		2021				2036
East Dulwich (EDW) d		1908		1923			1938		1953		2008		2023				2038
Peckham Rye (PMR) 		1911		1926			1941		1956		2011		2026				2041
Queens Rd Peckham (QRP) d		1913		1928			1943		1958		2013		2028				2043
South Bermondsey (SBM) d		1916		1931			1946		2001		2016		2031				2046
London Bridge (LBG) 		1921		1936			1951		2006		2021		2036				2051
Herne Hill (HNH) 			1912		1927			1942		1957			2012		2027		
Loughborough Jn (LGJ) d			1915		1930			1945		2000			2015		2030		
Elephant & Castle (EPH) 			1919		1934			1949		2004			2019		2034		
London Blackfriars (BFR) 			1924		1939			1954		2009			2024		2039		
City Thameslink (CTK) 			1926		1941			1956		2011			2026		2041		
Farringdon (ZFD) 			1928		1943			1958		2013			2028		2043		
St Pancras International (STP) 			1933		1948			2003		2018			2033		2048		
Balham (BAL) 	1903					1933					2003					2033	
Clapham Junction (CLJ) 	1907					1937					2007					2037	
London Victoria (VIC) 	1915					1945					2017					2045	

NOTES (see introductory pages for explanation of train operator codes and standard symbols)

- a Arrival time  
d Departure time
- A From East Croydon, see table 164  
D To St Albans City, see table 051  
F From Dorking, see table 162  
H From Beckenham Junction, see table 165  
J From Horsham, see table 162

## Sutton and Wimbledon to London via Streatham and Tulse Hill

## Mondays to Fridays

Operator Train ID Days of operation/Notes	TL	SN	TL	SN	SN	TL	SN	TL	SN	TL	SN	TL	SN	TL	SN	TL	SN	TL
	9V68 D	2J60 A	9O68 D	2I59 F	2H64 H	9V70 D	2J62 A	9O70 D	2I61 J	2H66 H	9V72 D	2J64 A	9O90 B	2I63 F	9V90 B	2J66 A	9O92 B	
Sutton (Surrey) (SUO) 4 d	2016		2019	2042		2046		2049	2112		2116		2119	2142	2146		2149	
Carshalton (CSH) d	2019			2045		2049			2115		2119			2145	2149			
Hackbridge (HCB) d	2022			2048		2052			2118		2122			2148	2152			
Mitcham Junction (MIJ) d	2025			2051		2055			2121		2125			2151	2155			
Mitcham Eastfields (MTC) d	2028			2054		2058			2124		2128			2154	2158			
West Sutton (WSU) d			2022					2052					2122				2152	
Sutton Common (SUC) d			2024					2054					2124				2154	
St Helier (SIH) d			2027					2057					2127				2157	
Morden South (MDS) d			2029					2059					2129				2159	
South Merton (SMO) d			2031					2101					2131				2201	
Wimbledon Chase (WBO) d			2033					2103					2133				2203	
Wimbledon (WIM) 6 a			2036					2106					2136				2206	
Wimbledon (WIM) 6 d			2037					2107					2137				2207	
Haydens Road (HYR) d			2040					2110					2140				2210	
Tooting (TOO) d			2043					2113					2143				2213	
Streatham (STE) 4 d	2033	2043	2048			2103	2113	2118			2133	2143	2148		2203	2213	2218	
Tulse Hill (TUH) 4 a	2037	2047	2052			2107	2117	2122			2137	2147	2152		2207	2217	2222	
Tulse Hill (TUH) 4 d	2038	2047	2053			2102	2108	2117	2123		2132	2138	2147	2153		2208	2217	2223
North Dulwich (NDL) d		2051				2106		2121			2136		2151				2221	
East Dulwich (EDW) d		2053				2108		2123			2138		2153				2223	
Peckham Rye (PMR) 4 d		2056				2111		2126			2141		2156				2226	
Queens Rd Peckham (QRP) d		2058				2113		2128			2143		2158				2228	
South Bermondsey (SBM) d		2101				2116		2131			2146		2201				2231	
London Bridge (LBG) 4 a		2106				2121		2136			2151		2206				2236	
Herne Hill (HNH) 4 d	2042		2057			2112		2127			2142		2157		2212		2229c	
Loughborough Jn (LGJ) d	2045		2100			2115		2130			2145		2200		2215		2232	
Elephant & Castle (EPH) d	2049		2104			2119		2134			2149		2204		2219		2238	
London Blackfriars (BFR) 3 a	2054		2109			2124		2139			2154		2209		2224		2244	
City Thameslink (CTK) 3 a	2056		2111			2126		2141			2156		2211		2226		2247	
Farringdon (ZFD) 3 a	2058		2113			2128		2143			2158		2213		2228		2249	
St Pancras International (STP) 15 a	2103		2118			2133		2148			2203		2218		2233		2254	
Balham (BAL) 4 a				2103					2133					2203				
Clapham Junction (CLJ) 10 a				2108					2137					2207				
London Victoria (VIC) 10 a				2116					2146					2217				



























NOTES (see introductory pages for explanation of train operator codes and standard symbols)

- a Arrival time  
d Departure time  
c Arrives 3 minutes earlier

- A From East Croydon, see table 164  
B To Bedford, see table 051  
D To St Albans City, see table 051  
F From Dorking, see table 162  
H From Beckenham Junction, see table 165  
J From Horsham, see table 162

## Sutton and Wimbledon to London via Streatham and Tulse Hill

## Mondays to Fridays

Operator Train ID Days of operation/Notes	SN	SN	TL	SN	TL	SN	TL	SN	TL	SN	TL	SN	TL	SN	TL
	2165 J	2H70 H	9V92 B	2J68 A	9094 B	2167 F	9V94 B	2J70 A	9096 B	2H74 H	9V96 B	2J72 A	9098 B	2169 F	
Sutton (Surrey) (SUO) 	2212		2218		2219	2242	2248		2249		2318		2319	2342	
Carshalton (CSH) d	2215		2221			2245	2251				2321			2345	
Hackbridge (HCB) d	2218		2224			2248	2254				2324			2347	
Mitcham Junction (MIJ)  d	2221		2227			2251	2257				2327			2350	
Mitcham Eastfields (MTC) d	2224		2230			2254	2300				2330			2354	
West Sutton (WSU) d					2222				2252				2322		
Sutton Common (SUC) d					2224				2254				2324		
St Helier (SIH) d					2227				2257				2327		
Morden South (MDS) d					2229				2259				2329		
South Merton (SMO) d					2231				2301				2331		
Wimbledon Chase (WBO) d					2233				2303				2333		
Wimbledon (WIM)   a					2236				2306				2336		
Wimbledon (WIM)   d					2237				2311				2337		
Haydons Road (HYR) d					2240				2314				2340		
Tooting (TOO) d					2243				2317				2343		
Streatham (STE) 			2235	2243	2248		2305	2313	2322		2335	2343	2348		
Tulse Hill (TUH) 			2239	2247	2252		2309	2317	2326		2339	2347	2352		
Tulse Hill (TUH) 		2232	2240	2247	2253		2310	2317	2327	2332	2340	2347	2352		
North Dulwich (NDL) d		2236		2251				2321		2336		2351			
East Dulwich (EDW) d		2238		2253				2323		2338		2353			
Peckham Rye (PMR) 		2241		2256				2326		2341		2356			
Queens Rd Peckham (QRP) d		2243		2258				2328		2343		2358			
South Bermondsey (SBM) d		2246		2301				2331		2346		0002			
London Bridge (LBG)   a		2251		2306				2336		2351		0007			
Herne Hill (HNH) 			2244		2259c		2314		2333c		2344		2356		
Loughborough Jn (LGJ) d			2247		2302		2317		2336		2347		2359		
Elephant & Castle (EPH)  d			2251		2308		2321		2340		2354c		0004		
London Blackfriars (BFR)   a			2256		2314		2326		2346		0001		0008		
City Thameslink (CTK)  a			2258												
Farringdon (ZFD)   a			2300		2319		2330		2353		0006		0013		
St Pancras International (STP)   a			2305		2324		2335		2357		0011		0017		
Balham (BAL)   a	2233					2301								0002	
Clapham Junction (CLJ)  a	2237					2307								0007	
London Victoria (VIC)   a	2245					2315								0015	

NOTES (see introductory pages for explanation of train operator codes and standard symbols)

- a Arrival time  
d Departure time  
c Arrives 3 minutes earlier

- A From East Croydon, see table 164  
B To Bedford, see table 051  
F From Dorking, see table 162  
H From Beckenham Junction, see table 165  
J From Horsham, see table 162



## Sutton and Wimbledon to London via Streatham and Tulse Hill

## Saturdays

Operator Train ID Days of operation/Notes	SN	TL	TL	TL	TL	SN	TL	SN	SN	TL	SN	TL	SN	SN	TL	SN	TL	SN
	2J72 A	9098 B	9V10 C	9010 C	9V12 C	2J04 D	9012 C	2103 E	2H92 F	9V14 C	2J06 A	9014 C	2105 G	2H94 F	9V16 C	2J08 A	9016 C	2107 G
Sutton (Surrey) (SUO) 4 d			0546	0549	0616		0619	0642		0646		0649	0712		0716		0719	0742
Carshalton (CSH) d			0549		0619			0645		0649			0715		0719			0745
Hackbridge (HCB) d			0552		0622			0648		0652			0718		0722			0748
Mitcham Junction (MIJ) d			0555		0625			0651		0655			0721		0725			0751
Mitcham Eastfields (MTC) d			0558		0628			0654		0658			0724		0728			0754
West Sutton (WSU) d				0552			0622					0652						0722
Sutton Common (SUC) d				0554			0624					0654						0724
St Helier (SIH) d				0557			0627					0657						0727
Morden South (MDS) d				0559			0629					0659						0729
South Merton (SMO) d				0601			0631					0701						0731
Wimbledon Chase (WBO) d				0603			0633					0703						0733
Wimbledon (WIM) 6 a				0606			0636					0706						0736
Wimbledon (WIM) 6 d				0607			0637					0707						0737
Haydens Road (HYR) d				0610			0640					0710						0740
Tooting (TOO) d				0613			0643					0713						0743
Streatham (STE) 4 d			0603	0618	0633	0643	0648			0703	0713	0718			0733	0743	0748	
Tulse Hill (TUH) 4 a			0607	0622	0637	0647	0652			0707	0717	0722			0737	0747	0752	
Tulse Hill (TUH) 4 d			0608	0623	0638	0647	0653		0702	0708	0717	0723		0732	0738	0747	0753	
North Dulwich (NDL) d						0651			0706		0721			0736		0751		
East Dulwich (EDW) d						0653			0708		0723			0738		0753		
Peckham Rye (PMR) 4 d						0656			0711		0726			0741		0756		
Queens Rd Peckham (QRP) d						0658			0713		0728			0743		0758		
South Bermondsey (SBM) d	0002					0701			0716		0731			0746		0801		
London Bridge (LBG) 4 a	0007					0706			0721		0736			0751		0806		
Herne Hill (HNH) 4 d			0612	0627	0642		0657			0712		0727			0742		0757	
Loughborough Jn (LGJ) d			0615	0630	0645		0700			0715		0730			0745		0800	
Elephant & Castle (EPH) d		0004	0619	0634	0649		0704			0719		0734			0749		0804	
London Blackfriars (BFR) 3 a		0008	0624	0639	0654		0709			0724		0739			0754		0809	
City Thameslink (CTK) 3 a																		
Farringdon (ZFD) 3 a		0013	0628	0643	0658		0713			0728		0743			0758		0813	
St Pancras International (STP) 15 a		0017	0633	0648	0703		0718			0733		0748			0803		0818	
Balham (BAL) 4 a								0703					0733					0803
Clapham Junction (CLJ) 10 a								0707					0737					0807
London Victoria (VIC) 10 a								0715					0745					0815

NOTES (see introductory pages for explanation of train operator codes and standard symbols)

- a Arrival time
- d Departure time
- A From East Croydon, see table 164
- B To Bedford, see table 051
- C To St Albans City, see table 051
- D From Selhurst, see table 164
- E From Epsom, see table 162
- F From Norwood Junction, see table 165
- G From Dorking, see table 162

## Sutton and Wimbledon to London via Streatham and Tulse Hill

## Saturdays

Operator Train ID Days of operation/Notes	SN	TL	SN	TL	SN	SN	TL	SN	TL	SN	SN	TL	SN	TL	SN	SN	TL	SN	
	2H12 H	9V18 C	2J10 A	9O18 C	2I09 G	2H14 H	9V20 C	2J12 A	9O20 C	2I11 G	2H16 H	9V22 C	2J14 A	9O22 C	2I13 J	2H18 H	9V24 C	2J16 A	
Sutton (Surrey) (SUO) 4 d		0746		0749	0812		0816		0819	0842		0846		0849	0912		0916		
Carshalton (CSH) d		0749			0815		0819			0845		0849			0915		0919		
Hackbridge (HCB) d		0752			0818		0822			0848		0852			0918		0922		
Mitcham Junction (MIJ) d		0755			0821		0825			0851		0855			0921		0925		
Mitcham Eastfields (MTC) d		0758			0824		0828			0854		0858			0924		0928		
West Sutton (WSU) d				0752					0822					0852					
Sutton Common (SUC) d				0754					0824					0854					
St Helier (SIH) d				0757					0827					0857					
Morden South (MDS) d				0759					0829					0859					
South Merton (SMO) d				0801					0831					0901					
Wimbledon Chase (WBO) d				0803					0833					0903					
Wimbledon (WIM) 6 a				0806					0836					0906					
Wimbledon (WIM) 6 d				0807					0837					0907					
Haydons Road (HYR) d				0810					0840					0910					
Tooting (TOO) d				0813					0843					0913					
Streatham (STE) 4 d		0803	0813	0818			0833	0843	0848			0903	0913	0918			0933	0943	
Tulse Hill (TUH) 4 a		0807	0817	0822			0837	0847	0852			0907	0917	0922			0937	0947	
Tulse Hill (TUH) 4 d	0802	0808	0817	0823			0832	0838	0847	0853		0902	0908	0917	0923		0932	0938	0947
North Dulwich (NDL) d	0806		0821				0836	0851				0906		0921			0936		0951
East Dulwich (EDW) d	0808		0823				0838	0853				0908		0923			0938		0953
Peckham Rye (PMR) 4 d	0811		0826				0841	0856				0911		0926			0941		0956
Queens Rd Peckham (QRP) d	0813		0828				0843	0858				0913		0928			0943		0958
South Bermondsey (SBM) d	0816		0831				0846	0901				0916		0931			0946		1001
London Bridge (LBG) 4 a	0821		0836				0851	0906				0921		0936			0951		1006
Herne Hill (HNH) 4 d		0812		0827			0842		0857			0912		0927			0942		
Loughborough Jn (LGJ) d		0815		0830			0845		0900			0915		0930			0945		
Elephant & Castle (EPH) d		0819		0834			0849		0904			0919		0934			0949		
London Blackfriars (BFR) 3 a		0824		0839			0854		0909			0924		0939			0954		
City Thameslink (CTK) 3 a									0911			0926		0941			0956		
Farringdon (ZFD) 3 a		0828		0843			0858		0913			0928		0943			0958		
St Pancras International (STP) 15 a		0833		0848			0903		0918			0933		0948			1003		
Balham (BAL) 4 a					0833					0903					0933				
Clapham Junction (CLJ) 10 a					0837					0907					0937				
London Victoria (VIC) 10 a					0845					0915					0945				

NOTES (see introductory pages for explanation of train operator codes and standard symbols)

- a Arrival time
- d Departure time
- A From East Croydon, see table 164
- C To St Albans City, see table 051
- G From Dorking, see table 162
- H From Beckenham Junction, see table 165
- J From Horsham, see table 162

## Sutton and Wimbledon to London via Streatham and Tulse Hill

## Saturdays

Operator Train ID Days of operation/Notes	TL	SN	SN	TL	SN	TL	SN	SN	TL	SN	TL	SN	SN	TL	SN	TL	SN	TL	SN
	9024 C	2115 G	2H20 H	9V26 C	2J18 A	9026 C	2117 J	2H22 H	9V28 C	2J20 A	9028 C	2119 G	2H24 H	9V30 C	2J22 A	9030 C	2121 J	2H26 H	
Sutton (Surrey) (SUO) 4 d	0919	0942		0946		0949	1012		1016		1019	1042		1046		1049	1112		
Carshalton (CSH) d		0945		0949			1015		1019			1045		1049			1115		
Hackbridge (HCB) d		0948		0952			1018		1022			1048		1052			1118		
Mitcham Junction (MIJ) d		0951		0955			1021		1025			1051		1055			1121		
Mitcham Eastfields (MTC) d		0954		0958			1024		1028			1054		1058			1124		
West Sutton (WSU) d	0922					0952					1022					1052			
Sutton Common (SUC) d	0924					0954					1024					1054			
St Helier (SIH) d	0927					0957					1027					1057			
Morden South (MDS) d	0929					0959					1029					1059			
South Merton (SMO) d	0931					1001					1031					1101			
Wimbledon Chase (WBO) d	0933					1003					1033					1103			
Wimbledon (WIM) 6 a	0936					1006					1036					1106			
Wimbledon (WIM) 6 d	0937					1007					1037					1107			
Haydens Road (HYR) d	0940					1010					1040					1110			
Tooting (TOO) d	0943					1013					1043					1113			
Streatham (STE) 4 d	0948			1003	1013	1018			1033	1043	1048			1103	1113	1118			
Tulse Hill (TUH) 4 a	0952			1007	1017	1022			1037	1047	1052			1107	1117	1122			
Tulse Hill (TUH) 4 d	0953			1002	1008	1017	1023		1032	1038	1047	1053		1102	1108	1117	1123		1132
North Dulwich (NDL) d				1006		1021			1036		1051			1106		1121			1136
East Dulwich (EDW) d				1008		1023			1038		1053			1108		1123			1138
Peckham Rye (PMR) 4 d				1011		1026			1041		1056			1111		1126			1141
Queens Rd Peckham (QRP) d				1013		1028			1043		1058			1113		1128			1143
South Bermondsey (SBM) d				1016		1031			1046		1101			1116		1131			1146
London Bridge (LBG) 4 a				1021		1036			1051		1106			1121		1136			1151
Herne Hill (HNH) 4 d	0957			1012		1027			1042		1057			1112		1127			
Loughborough Jn (LGJ) d	1000			1015		1030			1045		1100			1115		1130			
Elephant & Castle (EPH) 6 d	1004			1019		1034			1049		1104			1119		1134			
London Blackfriars (BFR) 3 a	1009			1024		1039			1054		1109			1124		1139			
City Thameslink (CTK) 3 a	1011			1026		1041			1056		1111			1126		1141			
Farringdon (ZFD) 3 a	1013			1028		1043			1058		1113			1128		1143			
St Pancras International (STP) 15 a	1018			1033		1048			1103		1118			1133		1148			
Balham (BAL) 4 a		1003					1033					1103							1133
Clapham Junction (CLJ) 10 a		1007					1037					1107							1137
London Victoria (VIC) 10 a		1015					1045					1115							1145

NOTES (see introductory pages for explanation of train operator codes and standard symbols)

- a Arrival time
- d Departure time
- A From East Croydon, see table 164
- C To St Albans City, see table 051
- G From Dorking, see table 162
- H From Beckenham Junction, see table 165
- J From Horsham, see table 162

## Sutton and Wimbledon to London via Streatham and Tulse Hill

## Saturdays

Operator Train ID Days of operation/Notes	TL	SN	TL	SN	SN	TL	SN	TL	SN	SN	TL	SN	TL	SN	SN	TL	SN	TL	SN	TL	
	9V32 C	2J24 A	9032 C	2I23 G	2H28 H	9V34 C	2J26 A	9034 C	2I25 J	2H30 H	9V36 C	2J28 A	9036 C	2I27 G	2H32 H	9V38 C	2J30 A	9038 C			
Sutton (Surrey) (SUO) 4 d	1116		1119	1142		1146		1149	1212		1216		1219	1242		1246		1249			
Carshalton (CSH) d	1119			1145		1149			1215		1219			1245		1249					
Hackbridge (HCB) d	1122			1148		1152			1218		1222			1248		1252					
Mitcham Junction (MIJ) d	1125			1151		1155			1221		1225			1251		1255					
Mitcham Eastfields (MTC) d	1128			1154		1158			1224		1228			1254		1258					
West Sutton (WSU) d			1122					1152					1222								1252
Sutton Common (SUC) d			1124					1154					1224								1254
St Helier (SIH) d			1127					1157					1227								1257
Morden South (MDS) d			1129					1159					1229								1259
South Merton (SMO) d			1131					1201					1231								1301
Wimbledon Chase (WBO) d			1133					1203					1233								1303
Wimbledon (WIM) 6 a			1136					1206					1236								1306
Wimbledon (WIM) 6 d			1137					1207					1237								1307
Haydons Road (HYR) d			1140					1210					1240								1310
Tooting (TOO) d			1143					1213					1243								1313
Streatham (STE) 4 d	1133	1143	1148			1203	1213	1218			1233	1243	1248			1303	1313	1318			
Tulse Hill (TUH) 4 a	1137	1147	1152			1207	1217	1222			1237	1247	1252			1307	1317	1322			
Tulse Hill (TUH) 4 d	1138	1147	1153			1202	1208	1217	1223		1232	1238	1247	1253		1302	1308	1317	1323		
North Dulwich (NDL) d		1151				1206	1221	1221			1236	1251				1306	1321	1321			
East Dulwich (EDW) d		1153				1208	1223	1223			1238	1253				1308	1323	1323			
Peckham Rye (PMR) 4 d		1156				1211	1226	1226			1241	1256				1311	1326	1326			
Queens Rd Peckham (QRP) d		1158				1213	1228	1228			1243	1258				1313	1328	1328			
South Bermondsey (SBM) d		1201				1216	1231	1231			1246	1301				1316	1331	1331			
London Bridge (LBG) 4 a		1206				1221	1236	1236			1251	1306				1321	1336	1336			
Herne Hill (HNH) 4 d	1142		1157			1212		1227			1242		1257			1312		1327			
Loughborough Jn (LGJ) d	1145		1200			1215		1230			1245		1300			1315		1330			
Elephant & Castle (EPH) d	1149		1204			1219		1234			1249		1304			1319		1334			
London Blackfriars (BFR) 3 a	1154		1209			1224		1239			1254		1309			1324		1339			
City Thameslink (CTK) 3 a	1156		1211			1226		1241			1256		1311			1326		1341			
Farringdon (ZFD) 3 a	1158		1213			1228		1243			1258		1313			1328		1343			
St Pancras International (STP) 15 a	1203		1218			1233		1248			1303		1318			1333		1348			
Balham (BAL) 4 a				1203					1233					1303							
Clapham Junction (CLJ) 10 a				1207					1237					1307							
London Victoria (VIC) 10 a				1215					1245					1315							

NOTES (see introductory pages for explanation of train operator codes and standard symbols)

- a Arrival time
- d Departure time
- A From East Croydon, see table 164
- C To St Albans City, see table 051
- G From Dorking, see table 162
- H From Beckenham Junction, see table 165
- J From Horsham, see table 162

## Sutton and Wimbledon to London via Streatham and Tulse Hill

## Saturdays

Operator Train ID Days of operation/Notes	SN	SN	TL	SN	TL	SN	SN	TL	SN	TL	SN	SN	TL	SN	TL	SN	SN	TL
	2I29 J	2H34 H	9V40 C	2J32 A	9O40 C	2I31 G	2H36 H	9V42 C	2J34 A	9O42 C	2I33 J	2H38 H	9V44 C	2J36 A	9O44 C	2I35 G	2H40 H	9V46 C
Sutton (Surrey) (SUO) 4 d	1312		1316		1319	1342		1346		1349	1412		1416		1419	1442		1446
Carshalton (CSH) d	1315		1319			1345		1349			1415		1419			1445		1449
Hackbridge (HCB) d	1318		1322			1348		1352			1418		1422			1448		1452
Mitcham Junction (MIJ) d	1321		1325			1351		1355			1421		1425			1451		1455
Mitcham Eastfields (MTC) d	1324		1328			1354		1358			1424		1428			1454		1458
West Sutton (WSU) d					1322					1352					1422			
Sutton Common (SUC) d					1324					1354					1424			
St Helier (SIH) d					1327					1357					1427			
Morden South (MDS) d					1329					1359					1429			
South Merton (SMO) d					1331					1401					1431			
Wimbledon Chase (WBO) d					1333					1403					1433			
Wimbledon (WIM) 6 a					1336					1406					1436			
Wimbledon (WIM) 6 d					1337					1407					1437			
Haydons Road (HYR) d					1340					1410					1440			
Tooting (TOO) d					1343					1413					1443			
Streatham (STE) 4 d			1333	1343	1348			1403	1413	1418			1433	1443	1448			1503
Tulse Hill (TUH) 4 a			1337	1347	1352			1407	1417	1422			1437	1447	1452			1507
Tulse Hill (TUH) 4 d		1332	1338	1347	1353		1402	1408	1417	1423		1432	1438	1447	1453		1502	1508
North Dulwich (NDL) d		1336		1351			1406		1421			1436		1451			1506	
East Dulwich (EDW) d		1338		1353			1408		1423			1438		1453			1508	
Peckham Rye (PMR) 4 d		1341		1356			1411		1426			1441		1456			1511	
Queens Rd Peckham (QRP) d		1343		1358			1413		1428			1443		1458			1513	
South Bermondsey (SBM) d		1346		1401			1416		1431			1446		1501			1516	
London Bridge (LBG) 4 a		1351		1406			1421		1436			1451		1506			1521	
Herne Hill (HNH) 4 d			1342		1357			1412		1427			1442		1457			1512
Loughborough Jn (LGJ) d			1345		1400			1415		1430			1445		1500			1515
Elephant & Castle (EPH) d			1349		1404			1419		1434			1449		1504			1519
London Blackfriars (BFR) 3 a			1354		1409			1424		1439			1454		1509			1524
City Thameslink (CTK) 3 a			1356		1411			1426		1441			1456		1511			1526
Farringdon (ZFD) 3 a			1358		1413			1428		1443			1458		1513			1528
St Pancras International (STP) 15 a			1403		1418			1433		1448			1503		1518			1533
Balham (BAL) 4 a	1333					1403					1433					1503		
Clapham Junction (CLJ) 10 a	1337					1407					1437					1507		
London Victoria (VIC) 10 a	1345					1415					1445					1515		

NOTES (see introductory pages for explanation of train operator codes and standard symbols)

- a Arrival time
- d Departure time
- A From East Croydon, see table 164
- C To St Albans City, see table 051
- G From Dorking, see table 162
- H From Beckenham Junction, see table 165
- J From Horsham, see table 162

## Sutton and Wimbledon to London via Streatham and Tulse Hill

## Saturdays

Operator Train ID Days of operation/Notes	SN	TL	SN	SN	TL	SN	TL	SN	SN	TL	SN	TL	SN	SN	TL	SN	TL	SN
	2J38 A	9O46 C	2I37 J	2H42 H	9V48 C	2J40 A	9O48 C	2I39 G	2H44 H	9V50 C	2J42 A	9O50 C	2I41 J	2H46 H	9V52 C	2J44 A	9O52 C	2I43 G
Sutton (Surrey) (SUO) 4 d		1449	1512		1516		1519	1542		1546		1549	1612		1616		1619	1642
Carshalton (CSH) d			1515		1519			1545		1549			1615		1619			1645
Hackbridge (HCB) d			1518		1522			1548		1552			1618		1622			1648
Mitcham Junction (MIJ) d			1521		1525			1551		1555			1621		1625			1651
Mitcham Eastfields (MTC) d			1524		1528			1554		1558			1624		1628			1654
West Sutton (WSU) d		1452					1522					1552						1622
Sutton Common (SUC) d		1454					1524					1554						1624
St Helier (SIH) d		1457					1527					1557						1627
Morden South (MDS) d		1459					1529					1559						1629
South Merton (SMO) d		1501					1531					1601						1631
Wimbledon Chase (WBO) d		1503					1533					1603						1633
Wimbledon (WIM) 6 a		1506					1536					1606						1636
Wimbledon (WIM) 6 d		1507					1537					1607						1637
Haydens Road (HYR) d		1510					1540					1610						1640
Tooting (TOO) d		1513					1543					1613						1643
Streatham (STE) 4 d	1513	1518			1533	1543	1548			1603	1613	1618			1633	1643	1648	
Tulse Hill (TUH) 4 a	1517	1522			1537	1547	1552			1607	1617	1622			1637	1647	1652	
Tulse Hill (TUH) 4 d	1517	1523			1532	1538	1547	1553		1602	1608	1617	1623		1632	1638	1647	1653
North Dulwich (NDL) d	1521				1536		1551			1606		1621			1636		1651	
East Dulwich (EDW) d	1523				1538		1553			1608		1623			1638		1653	
Peckham Rye (PMR) 4 d	1526				1541		1556			1611		1626			1641		1656	
Queens Rd Peckham (QRP) d	1528				1543		1558			1613		1628			1643		1658	
South Bermondsey (SBM) d	1531				1546		1601			1616		1631			1646		1701	
London Bridge (LBG) 4 a	1536				1551		1606			1621		1636			1651		1706	
Herne Hill (HNH) 4 d		1527			1542		1557			1612		1627			1642		1657	
Loughborough Jn (LGJ) d		1530			1545		1600			1615		1630			1645		1700	
Elephant & Castle (EPH) d		1534			1549		1604			1619		1634			1649		1704	
London Blackfriars (BFR) 3 a		1539			1554		1609			1624		1639			1654		1709	
City Thameslink (CTK) 3 a		1541			1556		1611			1626		1641			1656		1711	
Farringdon (ZFD) 3 a		1543			1558		1613			1628		1643			1658		1713	
St Pancras International (STP) 15 a		1548			1603		1618			1633		1648			1703		1718	
Balham (BAL) 4 a			1533					1603					1633					1703
Clapham Junction (CLJ) 10 a			1537					1607					1637					1707
London Victoria (VIC) 10 a			1545					1615					1645					1715

NOTES (see introductory pages for explanation of train operator codes and standard symbols)

- a Arrival time
- d Departure time
- A From East Croydon, see table 164
- C To St Albans City, see table 051
- G From Dorking, see table 162
- H From Beckenham Junction, see table 165
- J From Horsham, see table 162

## Sutton and Wimbledon to London via Streatham and Tulse Hill

## Saturdays

Operator Train ID Days of operation/Notes	SN	TL	SN	TL	SN	SN	TL	SN	TL	SN	SN	TL	SN	TL	SN	SN	TL	SN	
	2H48 H	9V54 C	2J46 A	9054 C	2145 J	2H50 H	9V56 C	2J48 A	9056 C	2147 G	2H52 H	9V58 C	2J50 A	9058 C	2149 J	2H54 H	9V60 C	2J52 A	
Sutton (Surrey) (SUO) 4 d		1646		1649	1712		1716		1719	1742		1746		1749	1812		1816		
Carshalton (CSH) d		1649			1715		1719			1745		1749			1815		1819		
Hackbridge (HCB) d		1652			1718		1722			1748		1752			1818		1822		
Mitcham Junction (MIJ) d		1655			1721		1725			1751		1755			1821		1825		
Mitcham Eastfields (MTC) d		1658			1724		1728			1754		1758			1824		1828		
West Sutton (WSU) d				1652					1722					1752					
Sutton Common (SUC) d				1654					1724					1754					
St Helier (SIH) d				1657					1727					1757					
Morden South (MDS) d				1659					1729					1759					
South Merton (SMO) d				1701					1731					1801					
Wimbledon Chase (WBO) d				1703					1733					1803					
Wimbledon (WIM) 6 a				1706					1736					1806					
Wimbledon (WIM) 6 d				1707					1737					1807					
Haydens Road (HYR) d				1710					1740					1810					
Tooting (TOO) d				1713					1743					1813					
Streatham (STE) 4 d		1703	1713	1718			1733	1743	1748			1803	1813	1818			1833	1843	
Tulse Hill (TUH) 4 a		1707	1717	1722			1737	1747	1752			1807	1817	1822			1837	1847	
Tulse Hill (TUH) 4 d	1702	1708	1717	1723			1732	1738	1747	1753		1802	1808	1817	1823		1832	1838	1847
North Dulwich (NDL) d	1706		1721				1736	1751				1806		1821			1836	1851	
East Dulwich (EDW) d	1708		1723				1738	1753				1808		1823			1838	1853	
Peckham Rye (PMR) 4 d	1711		1726				1741	1756				1811		1826			1841	1856	
Queens Rd Peckham (QRP) d	1713		1728				1743	1758				1813		1828			1843	1858	
South Bermondsey (SBM) d	1716		1731				1746	1801				1816		1831			1846	1901	
London Bridge (LBG) 4 a	1721		1736				1751	1806				1821		1836			1851	1906	
Herne Hill (HNH) 4 d		1712		1727			1742		1757			1812		1827			1842		
Loughborough Jn (LGJ) d		1715		1730			1745		1800			1815		1830			1845		
Elephant & Castle (EPH) d		1719		1734			1749		1804			1819		1834			1849		
London Blackfriars (BFR) 3 a		1724		1739			1754		1809			1824		1839			1854		
City Thameslink (CTK) 3 a		1726		1741			1756		1811			1826		1841			1856		
Farringdon (ZFD) 3 a		1728		1743			1758		1813			1828		1843			1858		
St Pancras International (STP) 15 a		1733		1748			1803		1818			1833		1848			1903		
Balham (BAL) 4 a					1733					1803					1833				
Clapham Junction (CLJ) 10 a					1737					1807					1837				
London Victoria (VIC) 10 a					1745					1815					1845				

NOTES (see introductory pages for explanation of train operator codes and standard symbols)

- a Arrival time  
d Departure time
- A From East Croydon, see table 164  
C To St Albans City, see table 051  
G From Dorking, see table 162  
H From Beckenham Junction, see table 165  
J From Horsham, see table 162

## Sutton and Wimbledon to London via Streatham and Tulse Hill

## Saturdays

Operator Train ID Days of operation/Notes	TL	SN	SN	TL	SN	TL	SN	SN	TL	SN	TL	SN	SN	TL	SN	TL	SN	TL	SN
	9060 C	2151 G	2H56 H	9V62 C	2J54 A	9062 C	2153 J	2H58 H	9V64 C	2J56 A	9064 C	2155 G	2H60 H	9V66 C	2J58 A	9066 C	2157 G	2H62 H	
Sutton (Surrey) (SUO) 4 d	1819	1842		1846		1849	1912		1916		1919	1942		1946		1949	2012		
Carshalton (CSH) d		1845		1849			1915		1919			1945		1949			2015		
Hackbridge (HCB) d		1848		1852			1918		1922			1948		1952			2018		
Mitcham Junction (MIJ) d		1851		1855			1921		1925			1951		1955			2021		
Mitcham Eastfields (MTC) d		1854		1858			1924		1928			1954		1958			2024		
West Sutton (WSU) d	1822					1852					1922					1952			
Sutton Common (SUC) d	1824					1854					1924					1954			
St Helier (SIH) d	1827					1857					1927					1957			
Morden South (MDS) d	1829					1859					1929					1959			
South Merton (SMO) d	1831					1901					1931					2001			
Wimbledon Chase (WBO) d	1833					1903					1933					2003			
Wimbledon (WIM) 6 a	1836					1906					1936					2006			
Wimbledon (WIM) 6 d	1837					1907					1937					2007			
Haydens Road (HYR) d	1840					1910					1940					2010			
Tooting (TOO) d	1843					1913					1943					2013			
Streatham (STE) 4 d	1848			1903	1913	1918			1933	1943	1948			2003	2013	2018			
Tulse Hill (TUH) 4 a	1852			1907	1917	1922			1937	1947	1952			2007	2017	2022			
Tulse Hill (TUH) 4 d	1853			1902	1908	1917	1923		1932	1938	1947	1953		2002	2008	2017	2023		2032
North Dulwich (NDL) d				1906		1921			1936	1951				2006		2021			2036
East Dulwich (EDW) d				1908		1923			1938	1953				2008		2023			2038
Peckham Rye (PMR) 4 d				1911		1926			1941	1956				2011		2026			2041
Queens Rd Peckham (QRP) d				1913		1928			1943	1958				2013		2028			2043
South Bermondsey (SBM) d				1916		1931			1946	2001				2016		2031			2046
London Bridge (LBG) 4 a				1921		1936			1951	2006				2021		2036			2051
Herne Hill (HNH) 4 d	1857			1912		1927			1942		1957			2012		2027			
Loughborough Jn (LGJ) d	1900			1915		1930			1945		2000			2015		2030			
Elephant & Castle (EPH) d	1904			1919		1934			1949		2004			2019		2034			
London Blackfriars (BFR) 3 a	1909			1924		1939			1954		2009			2024		2039			
City Thameslink (CTK) 3 a	1911			1926		1941			1956		2011			2026		2041			
Farringdon (ZFD) 3 a	1913			1928		1943			1958		2013			2028		2043			
St Pancras International (STP) 15 a	1918			1933		1948			2003		2018			2033		2048			
Balham (BAL) 4 a		1903					1933					2003					2033		
Clapham Junction (CLJ) 10 a		1907					1937					2007					2037		
London Victoria (VIC) 10 a		1915					1945					2015					2045		

NOTES (see introductory pages for explanation of train operator codes and standard symbols)

- a Arrival time
- d Departure time
- A From East Croydon, see table 164
- C To St Albans City, see table 051
- G From Dorking, see table 162
- H From Beckenham Junction, see table 165
- J From Horsham, see table 162



## Sutton and Wimbledon to London via Streatham and Tulse Hill

## Saturdays

Operator Train ID Days of operation/Notes	TL	SN	TL	SN	SN	TL	SN	TL	SN	SN	TL	SN	TL	SN	TL	SN	TL	SN
	9V68 C	2J60 A	9O68 C	2I59 G	2H64 H	9V70 C	2J62 A	9O70 C	2I61 G	2H66 H	9V72 C	2J64 A	9O90 B	2I63 G	9V90 B	2J66 A	9O92 B	2I65 G
Sutton (Surrey) (SUO) 4 d	2016		2019	2042		2046		2049	2112		2116		2119	2142	2146		2149	2212
Carshalton (CSH) d	2019			2045		2049			2115		2119			2145	2149			2215
Hackbridge (HCB) d	2022			2048		2052			2118		2122			2148	2152			2218
Mitcham Junction (MIJ) d	2025			2051		2055			2121		2125			2151	2155			2221
Mitcham Eastfields (MTC) d	2028			2054		2058			2124		2128			2154	2158			2224
West Sutton (WSU) d			2022					2052					2122				2152	
Sutton Common (SUC) d			2024					2054					2124				2154	
St Helier (SIH) d			2027					2057					2127				2157	
Morden South (MDS) d			2029					2059					2129				2159	
South Merton (SMO) d			2031					2101					2131				2201	
Wimbledon Chase (WBO) d			2033					2103					2133				2203	
Wimbledon (WIM) 6 a			2036					2106					2136				2206	
Wimbledon (WIM) 6 d			2037					2107					2137				2207	
Haydons Road (HYR) d			2040					2110					2140				2210	
Tooting (TOO) d			2043					2113					2143				2213	
Streatham (STE) 4 d	2033	2043	2048			2103	2113	2118			2133	2143	2148		2203	2213	2218	
Tulse Hill (TUH) 4 a	2037	2047	2052			2107	2117	2122			2137	2147	2152		2207	2217	2222	
Tulse Hill (TUH) 4 d	2038	2047	2053			2102	2108	2117	2123		2132	2138	2147	2153		2208	2217	2223
North Dulwich (NDL) d		2051				2106	2121	2121			2136	2151				2221		
East Dulwich (EDW) d		2053				2108	2123	2123			2138	2153				2223		
Peckham Rye (PMR) 4 d		2056				2111	2126	2126			2141	2156				2226		
Queens Rd Peckham (QRP) d		2058				2113	2128	2128			2143	2158				2228		
South Bermondsey (SBM) d		2101				2116	2131	2131			2146	2201				2231		
London Bridge (LBG) 4 a		2106				2121	2136	2136			2151	2206				2236		
Herne Hill (HNH) 4 d	2042		2057			2112		2127			2142		2157		2212		2229c	
Loughborough Jn (LGJ) d	2045		2100			2115		2130			2145		2200		2215		2232	
Elephant & Castle (EPH) d	2049		2104			2119		2134			2149		2204		2219		2238	
London Blackfriars (BFR) 3 a	2054		2109			2124		2139			2154		2209		2224		2244	
City Thameslink (CTK) 3 a	2056																	
Farringdon (ZFD) 3 a	2058		2113			2128		2143			2158		2213		2228		2249	
St Pancras International (STP) 15 a	2103		2118			2133		2148			2203		2218		2233		2254	
Balham (BAL) 4 a				2103					2133					2203				2233
Clapham Junction (CLJ) 10 a				2107					2137					2207				2237
London Victoria (VIC) 10 a				2115					2145					2215				2245

NOTES (see introductory pages for explanation of train operator codes and standard symbols)

- a Arrival time  
d Departure time  
c Arrives 3 minutes earlier

- A From East Croydon, see table 164  
B To Bedford, see table 051  
C To St Albans City, see table 051  
G From Dorking, see table 162  
H From Beckenham Junction, see table 165

## Sutton and Wimbledon to London via Streatham and Tulse Hill

## Saturdays

Operator Train ID Days of operation/Notes	SN	TL	SN	TL	SN	TL	SN	TL	SN	TL	SN	TL	SN	TL
	2H70 H	9V92 B	2J68 A	9O94 B	2I67 G	9V94 B	2J70 A	9O96 B	2H74 H	9V96 B	2J72 A	9O98 B		
Sutton (Surrey) (SUO) 4 d		2218		2219	2242	2248		2249		2318		2319		
Carshalton (CSH) d		2221			2245	2251				2321				
Hackbridge (HCB) d		2224			2248	2254				2324				
Mitcham Junction (MIJ) d		2227			2251	2257				2327				
Mitcham Eastfields (MTC) d		2230			2254	2300				2330				
West Sutton (WSU) d				2222				2252				2322		
Sutton Common (SUC) d				2224				2254				2324		
St Helier (SIH) d				2227				2257				2327		
Morden South (MDS) d				2229				2259				2329		
South Merton (SMO) d				2231				2301				2331		
Wimbledon Chase (WBO) d				2233				2303				2333		
Wimbledon (WIM) 6 a				2236				2306				2336		
Wimbledon (WIM) 6 d				2237				2307				2337		
Haydens Road (HYR) d				2240				2310				2340		
Tooting (TOO) d				2243				2313				2343		
Streatham (STE) 4 d		2235	2243	2248		2305	2313	2318		2335	2343	2348		
Tulse Hill (TUH) 4 a		2239	2247	2252		2309	2317	2322		2339	2347	2352		
Tulse Hill (TUH) 4 d	2232	2240	2247	2253		2310	2317	2323	2332	2340	2347	2352		
North Dulwich (NDL) d	2236		2251				2321		2336		2351			
East Dulwich (EDW) d	2238		2253				2323		2338		2353			
Peckham Rye (PMR) 4 d	2241		2256				2326		2341		2356			
Queens Rd Peckham (QRP) d	2243		2258				2328		2343		2358			
South Bermondsey (SBM) d	2246		2301				2331		2346		0002			
London Bridge (LBG) 4 a	2252		2306				2336		2351		0007			
Herne Hill (HNH) 4 d		2244		2259c		2314		2329c		2344		2356		
Loughborough Jn (LGJ) d		2247		2302		2317		2332		2347		2359		
Elephant & Castle (EPH) d		2251		2308		2321		2338		2354c		0004		
London Blackfriars (BFR) 3 a		2256		2314		2326		2344		0001		0008		
City Thameslink (CTK) 3 a														
Farringdon (ZFD) 3 a		2300		2319		2330		2353		0006		0013		
St Pancras International (STP) 15 a		2305		2324		2335		2357		0011		0017		
Balham (BAL) 4 a					2303									
Clapham Junction (CLJ) 10 a					2307									
London Victoria (VIC) 10 a					2315									

NOTES (see introductory pages for explanation of train operator codes and standard symbols)

- a Arrival time  
d Departure time  
c Arrives 3 minutes earlier

- A From East Croydon, see table 164  
B To Bedford, see table 051  
G From Dorking, see table 162  
H From Beckenham Junction, see table 165

## Sutton and Wimbledon to London via Streatham and Tulse Hill

## Sundays

Operator Train ID Days of operation/Notes	SN	TL	SN	SN	SN	SN	SN	SN	SN	SN	SN	SN	TL	SN	SN	TL	SN	SN
	2J72 A	9098 B	2J06 A	2105 C	2J08 A	2191 D	2J10 A	2109 D	2J12 A	2111 D	2J14 A	2J16 A	9024 E	2113 D	2J18 A	9026 E	2115 D	2J20 A
Sutton (Surrey) (SUO) 4 d				0714		0744		0812		0842			0909	0912		0939	0942	
Carshalton (CSH) d				0717		0747		0815		0845				0916			0946	
Hackbridge (HCB) d				0720		0750		0818		0848				0918			0948	
Mitcham Junction (MIJ) d				0724		0754		0821		0851				0921			0951	
Mitcham Eastfields (MTC) d				0727		0757		0824		0854				0925			0955	
West Sutton (WSU) d													0912			0942		
Sutton Common (SUC) d													0914			0944		
St Helier (SIH) d													0917			0947		
Morden South (MDS) d													0919			0949		
South Merton (SMO) d													0921			0951		
Wimbledon Chase (WBO) d													0923			0953		
Wimbledon (WIM) 6 a													0926			0956		
Wimbledon (WIM) 6 d													0927			0957		
Haydens Road (HYR) d													0929			0959		
Tooting (TOO) d													0933			1003		
Streatham (STE) 4 d			0659		0729		0800		0829		0859	0929	0938		0959	1008		1029
Tulse Hill (TUH) 4 a			0703		0733		0804		0833		0903	0933	0942		1003	1012		1033
Tulse Hill (TUH) 4 d			0703		0733		0804		0833		0903	0933	0942		1003	1012		1033
North Dulwich (NDL) d			0706		0736		0807		0836		0906	0936			1006			1036
East Dulwich (EDW) d			0708		0738		0809		0838		0908	0938			1008			1038
Peckham Rye (PMR) 4 d			0712		0742		0813		0842		0912	0942			1012			1042
Queens Rd Peckham (QRP) d			0714		0744		0815		0844		0914	0944			1014			1044
South Bermondsey (SBM) d	0002		0717		0747		0817		0847		0917	0947			1017			1047
London Bridge (LBG) 4 a	0007		0722		0753		0822		0853		0923	0952			1022			1052
Herne Hill (HNH) 4 d													0946			1016		
Loughborough Jn (LGJ) d													0949			1019		
Elephant & Castle (EPH) d		0004											0954			1024		
London Blackfriars (BFR) 3 a		0008											0958			1028		
City Thameslink (CTK) 3 a																		
Farringdon (ZFD) 3 a		0013											1003			1033		
St Pancras International (STP) 15 a		0017											1007			1037		
Balham (BAL) 4 a				0735		0805		0835		0902				0932			1002	
Clapham Junction (CLJ) 10 a				0740		0810		0841		0907				0937			1007	
London Victoria (VIC) 10 a				0748		0819		0849		0915				0945			1015	

NOTES (see introductory pages for explanation of train operator codes and standard symbols)

- a Arrival time
- d Departure time
- A From East Croydon, see table 164
- B To Bedford, see table 051
- C From Epsom, see table 162
- D From Dorking, see table 162
- E To Luton, see table 051

## Sutton and Wimbledon to London via Streatham and Tulse Hill

## Sundays



















Operator Train ID Days of operation/Notes	TL	SN	SN	SN	TL	TL	SN	SN	TL	TL	SN	SN	TL	TL	SN	SN	TL	TL	
	9028 E	2117 D	2J22 A	2I19 D	9V88	9O30 E	2I21 D	2J24 A	9V32 F	9O32 E	2I23 D	2J26 A	9V34 F	9O34 E	2I25 D	2J28 A	9V36 F	9O36 E	
Sutton (Surrey) (SUO) 4 d	1009	1012		1042	1046	1039	1112		1116	1119	1142		1146	1149	1212		1216	1219	
Carshalton (CSH) d		1016		1045	1049		1115		1119		1145		1149		1215		1219		
Hackbridge (HCB) d		1018		1048	1052		1118		1122		1148		1152		1218		1222		
Mitcham Junction (MIJ) d		1021		1051	1055		1121		1125		1151		1155		1221		1225		
Mitcham Eastfields (MTC) d		1025		1054	1058		1124		1128		1154		1158		1224		1228		
West Sutton (WSU) d	1012					1042				1122				1152				1222	
Sutton Common (SUC) d	1014					1044				1124				1154				1224	
St Helier (SIH) d	1017					1047				1127				1157				1227	
Morden South (MDS) d	1019					1049				1129				1159				1229	
South Merton (SMO) d	1021					1051				1131				1201				1231	
Wimbledon Chase (WBO) d	1023					1053				1133				1203				1233	
Wimbledon (WIM) 6 a	1026					1056				1136				1206				1236	
Wimbledon (WIM) 6 d	1027					1057				1137				1207				1237	
Haydens Road (HYR) d	1029					1059				1139				1209				1239	
Tooting (TOO) d	1033					1103				1143				1213				1243	
Streatham (STE) 4 d	1038		1059		1103	1108		1129	1133	1147		1159	1203	1217		1229	1233	1247	
Tulse Hill (TUH) 4 a	1042		1103		1107	1112		1133	1137	1151		1203	1207	1221		1233	1237	1251	
Tulse Hill (TUH) 4 d	1042		1103		1107	1112		1133	1137	1152		1203	1207	1222		1233	1237	1252	
North Dulwich (NDL) d			1106					1136				1206						1236	
East Dulwich (EDW) d			1108					1138				1208						1238	
Peckham Rye (PMR) 4 d			1112					1142				1212						1242	
Queens Rd Peckham (QRP) d			1114					1144				1214						1244	
South Bermondsey (SBM) d			1117					1147				1217						1247	
London Bridge (LBG) 4 a			1122					1152				1222						1252	
Herne Hill (HNH) 4 d	1046				1111	1116			1141	1156			1211	1226				1241	1256
Loughborough Jn (LGJ) d	1049				1114	1119			1144	1159			1214	1229				1244	1259
Elephant & Castle (EPH) d	1054				1119	1124			1149	1204			1219	1234				1249	1304
London Blackfriars (BFR) 3 a	1058				1123	1128			1153	1208			1223	1238				1253	1308
City Thameslink (CTK) 3 a																			
Farringdon (ZFD) 3 a	1103					1133			1158	1213			1228	1243				1258	1313
St Pancras International (STP) 15 a	1107					1137			1202	1217			1232	1247				1302	1317
Balham (BAL) 4 a		1032		1102			1132				1202				1232				
Clapham Junction (CLJ) 10 a		1037		1107			1137				1207				1237				
London Victoria (VIC) 10 a		1045		1115			1145				1215				1245				

NOTES (see introductory pages for explanation of train operator codes and standard symbols)

- a Arrival time
- d Departure time
- A From East Croydon, see table 164
- D From Dorking, see table 162
- E To Luton, see table 051
- F To St Albans City, see table 051

## Sutton and Wimbledon to London via Streatham and Tulse Hill

## Sundays

Operator Train ID Days of operation/Notes	SN	SN	TL	TL	SN	SN	TL	TL	SN	SN	TL	TL	SN	SN	TL	TL	SN	SN	TL	TL	SN	SN			
	2127 D	2J30 A	9V38 F	9O38 E	2129 D	2J32 A	9V40 F	9O40 E	2131 D	2J34 A	9V42 F	9O42 E	2133 D	2J36 A	9V44 F	9O44 E	2135 D	2J38 A							
Sutton (Surrey) (SUO) 	1242		1246	1249	1312		1316	1319	1342		1346	1349	1412		1416	1419	1442								
Carshalton (CSH) d	1245		1249		1315		1319		1345		1349		1415		1419		1445								
Hackbridge (HCB) d	1248		1252		1318		1322		1348		1352		1418		1422		1448								
Mitcham Junction (MIJ) 	1251		1255		1321		1325		1351		1355		1421		1425		1451								
Mitcham Eastfields (MTC) d	1254		1258		1324		1328		1354		1358		1424		1428		1454								
West Sutton (WSU) d				1252				1322				1352				1422									
Sutton Common (SUC) d				1254				1324				1354				1424									
St Helier (SIH) d				1257				1327				1357				1427									
Morden South (MDS) d				1259				1329				1359				1429									
South Merton (SMO) d				1301				1331				1401				1431									
Wimbledon Chase (WBO) d				1303				1333				1403				1433									
Wimbledon (WIM) 				1306				1336				1406				1436									
Wimbledon (WIM) 				1307				1337				1407				1437									
Haydon Road (HYR) d				1309				1339				1409				1439									
Tooting (TOO) d				1313				1343				1413				1443									
Streatham (STE) 		1259	1303	1317		1329	1333	1347		1359	1403	1417		1429	1433	1447								1459	
Tulse Hill (TUH) 		1303	1307	1321		1333	1337	1351		1403	1407	1421		1433	1437	1451									1503
Tulse Hill (TUH) 		1303	1307	1322		1333	1337	1352		1403	1407	1422		1433	1437	1452									1503
North Dulwich (NDL) d		1306				1336				1406				1436											1506
East Dulwich (EDW) d		1308				1338				1408				1438											1508
Peckham Rye (PMR) 		1312				1342				1412				1442											1512
Queens Rd Peckham (QRP) d		1314				1344				1414				1444											1514
South Bermondsey (SBM) d		1317				1347				1417				1447											1517
London Bridge (LBG) 		1322				1352				1422				1452											1522
Herne Hill (HNH) 			1311	1326			1341	1356			1411	1426			1441	1456									
Loughborough Jn (LGJ) d			1314	1329			1344	1359			1414	1429			1444	1459									
Elephant & Castle (EPH) 			1319	1334			1349	1404			1419	1434			1449	1504									
London Blackfriars (BFR) 			1323	1338			1353	1408			1423	1438			1453	1508									
City Thameslink (CTK) 																									
Farringdon (ZFD) 			1328	1343			1358	1413			1428	1443			1458	1513									
St Pancras International (STP) 			1332	1347			1402	1417			1432	1447			1502	1517									
Balham (BAL) 	1302				1332				1402				1432				1502								
Clapham Junction (CLJ) 	1307				1337				1407				1437				1507								
London Victoria (VIC) 	1315				1345				1415				1445				1515								

NOTES (see introductory pages for explanation of train operator codes and standard symbols)

a Arrival time  
d Departure time

A From East Croydon, see table 164  
D From Dorking, see table 162  
E To Luton, see table 051  
F To St Albans City, see table 051

## Sutton and Wimbledon to London via Streatham and Tulse Hill

## Sundays

Operator Train ID Days of operation/Notes	TL	TL	SN	SN	TL	TL	SN	SN	TL	TL	SN	SN	TL	TL	SN	SN	TL	TL
	9V46 F	9O46 E	2I37 D	2J40 A	9V48 F	9O48 E	2I39 D	2J42 A	9V50 F	9O50 E	2I41 D	2J44 A	9V52 F	9O52 E	2I43 D	2J46 A	9V54 F	9O54 E
Sutton (Surrey) (SUO) 4 d	1446	1449	1512		1516	1519	1542		1546	1549	1612		1616	1619	1642		1646	1649
Carshalton (CSH) d	1449		1515		1519		1545		1549		1615		1619		1645		1649	
Hackbridge (HCB) d	1452		1518		1522		1548		1552		1618		1622		1648		1652	
Mitcham Junction (MIJ) d	1455		1521		1525		1551		1555		1621		1625		1651		1655	
Mitcham Eastfields (MTC) d	1458		1524		1528		1554		1558		1624		1628		1654		1658	
West Sutton (WSU) d		1452				1522				1552				1622				1652
Sutton Common (SUC) d		1454				1524				1554				1624				1654
St Helier (SIH) d		1457				1527				1557				1627				1657
Morden South (MDS) d		1459				1529				1559				1629				1659
South Merton (SMO) d		1501				1531				1601				1631				1701
Wimbledon Chase (WBO) d		1503				1533				1603				1633				1703
Wimbledon (WIM) 6 a		1506				1536				1606				1636				1706
Wimbledon (WIM) 6 d		1507				1537				1607				1637				1707
Haydons Road (HYR) d		1509				1539				1609				1639				1709
Tooting (TOO) d		1513				1543				1613				1643				1713
Streatham (STE) 4 d	1503	1517		1529	1533	1547		1559	1603	1617		1629	1633	1647		1659	1703	1717
Tulse Hill (TUH) 4 a	1507	1521		1533	1537	1551		1603	1607	1621		1633	1637	1651		1703	1707	1721
Tulse Hill (TUH) 4 d	1507	1522		1533	1537	1552		1603	1607	1622		1633	1637	1652		1703	1707	1722
North Dulwich (NDL) d				1536				1606				1636				1706		
East Dulwich (EDW) d				1538				1608				1638				1708		
Peckham Rye (PMR) 4 d				1542				1612				1642				1712		
Queens Rd Peckham (QRP) d				1544				1614				1644				1714		
South Bermondsey (SBM) d				1547				1617				1647				1717		
London Bridge (LBG) 4 a				1552				1622				1652				1722		
Herne Hill (HNH) 4 d	1511	1526			1541	1556			1611	1626			1641	1656			1711	1726
Loughborough Jn (LGJ) d	1514	1529			1544	1559			1614	1629			1644	1659			1714	1729
Elephant & Castle (EPH) 3 d	1519	1534			1549	1604			1619	1634			1649	1704			1719	1734
London Blackfriars (BFR) 3 a	1523	1538			1553	1608			1623	1638			1653	1708			1723	1738
City Thameslink (CTK) 3 a																		
Farringdon (ZFD) 3 a	1528	1543			1558	1613			1628	1643			1658	1713			1728	1743
St Pancras International (STP) 15 a	1532	1547			1602	1617			1632	1647			1702	1717			1732	1747
Balham (BAL) 4 a			1532				1602				1632				1702			
Clapham Junction (CLJ) 10 a			1537				1607				1637				1707			
London Victoria (VIC) 10 a			1545				1615				1645				1715			

NOTES (see introductory pages for explanation of train operator codes and standard symbols)

- a Arrival time  
d Departure time
- A From East Croydon, see table 164  
D From Dorking, see table 162  
E To Luton, see table 051  
F To St Albans City, see table 051

## Sutton and Wimbledon to London via Streatham and Tulse Hill

## Sundays

Operator Train ID Days of operation/Notes	SN	SN	TL	TL	SN	SN	TL	TL	SN	SN	TL	TL	SN	SN	TL	TL	SN	SN	TL	TL	SN	SN	
	2145 D	2J48 A	9V56 F	9O56 E	2147 D	2J50 A	9V58 F	9O58 E	2149 D	2J52 A	9V60 F	9O60 E	2151 D	2J54 A	9V62 F	9O62 E	2153 D	2J56 A	9V64 F	9O64 E	2155 D	2J58 A	
Sutton (Surrey) (SUO) 4 d	1712		1716	1719	1742		1746	1749	1812		1816	1819	1842		1846	1849	1912						
Carshalton (CSH) d	1715		1719		1745		1749		1815		1819		1845		1849		1915						
Hackbridge (HCB) d	1718		1722		1748		1752		1818		1822		1848		1852		1918						
Mitcham Junction (MIJ) d	1721		1725		1751		1755		1821		1825		1851		1855		1921						
Mitcham Eastfields (MTC) d	1724		1728		1754		1758		1824		1828		1854		1858		1924						
West Sutton (WSU) d				1722				1752				1822				1852							
Sutton Common (SUC) d				1724				1754				1824				1854							
St Helier (SIH) d				1727				1757				1827				1857							
Morden South (MDS) d				1729				1759				1829				1859							
South Merton (SMO) d				1731				1801				1831				1901							
Wimbledon Chase (WBO) d				1733				1803				1833				1903							
Wimbledon (WIM) 6 a				1736				1806				1836				1906							
Wimbledon (WIM) 6 d				1737				1807				1837				1907							
Haydens Road (HYR) d				1739				1809				1839				1909							
Tooting (TOO) d				1743				1813				1843				1913							
Streatham (STE) 4 d		1729	1733	1747		1759	1803	1817		1829	1833	1847		1859	1903	1917						1929	
Tulse Hill (TUH) 4 a		1733	1737	1751		1803	1807	1821		1833	1837	1851		1903	1907	1921							1933
Tulse Hill (TUH) 4 d		1733	1737	1752		1803	1807	1822		1833	1837	1852		1903	1907	1922							1933
North Dulwich (NDL) d		1736				1806				1836				1906									1936
East Dulwich (EDW) d		1738				1808				1838				1908									1938
Peckham Rye (PMR) 4 d		1742				1812				1842				1912									1942
Queens Rd Peckham (QRP) d		1744				1814				1844				1914									1944
South Bermondsey (SBM) d		1747				1817				1847				1917									1947
London Bridge (LBG) 4 a		1752				1822				1852				1922									1952
Herne Hill (HNH) 4 d			1741	1756			1811	1826			1841	1856			1911	1926							
Loughborough Jn (LGJ) d			1744	1759			1814	1829			1844	1859			1914	1929							
Elephant & Castle (EPH) d			1749	1804			1819	1834			1849	1904			1919	1934							
London Blackfriars (BFR) 3 a			1753	1808			1823	1838			1853	1908			1923	1938							
City Thameslink (CTK) 3 a																							
Farringdon (ZFD) 3 a			1758	1813			1828	1843			1858	1913			1928	1943							
St Pancras International (STP) 15 a			1802	1817			1832	1847			1902	1917			1932	1947							
Balham (BAL) 4 a	1732				1802				1832				1902				1932						1952
Clapham Junction (CLJ) 10 a	1737				1807				1837				1907				1937						1957
London Victoria (VIC) 10 a	1745				1815				1845				1915				1945						1955

NOTES (see introductory pages for explanation of train operator codes and standard symbols)

- a Arrival time  
d Departure time
- A From East Croydon, see table 164  
D From Dorking, see table 162  
E To Luton, see table 051  
F To St Albans City, see table 051

## Sutton and Wimbledon to London via Streatham and Tulse Hill

## Sundays

Operator Train ID Days of operation/Notes	TL	TL	SN	SN	TL	TL	SN	SN	TL	TL	SN	SN	TL	TL	SN	SN	TL	TL
	9V64 F	9O64 E	2I55 D	2J58 A	9V66 F	9O66 E	2I57 D	2J60 A	9V68 F	9O68 E	2I59 D	2J62 A	9V70 F	9O70 E	2I61 D	2J64 A	9V72 F	9O90 B
Sutton (Surrey) (SUO) 4 d	1916	1919	1942		1946	1949	2012		2016	2019	2042		2046	2049	2112		2116	2119
Carshalton (CSH) d	1919		1945		1949		2015		2019		2045		2049		2115		2119	
Hackbridge (HCB) d	1922		1948		1952		2018		2022		2048		2052		2118		2122	
Mitcham Junction (MIJ) d	1925		1951		1955		2021		2025		2051		2055		2121		2125	
Mitcham Eastfields (MTC) d	1928		1954		1958		2024		2028		2054		2058		2124		2128	
West Sutton (WSU) d		1922				1952				2022				2052				2122
Sutton Common (SUC) d		1924				1954				2024				2054				2124
St Helier (SIH) d		1927				1957				2027				2057				2127
Morden South (MDS) d		1929				1959				2029				2059				2129
South Merton (SMO) d		1931				2001				2031				2101				2131
Wimbledon Chase (WBO) d		1933				2003				2033				2103				2133
Wimbledon (WIM) 6 a		1936				2006				2036				2106				2136
Wimbledon (WIM) 6 d		1937				2007				2037				2107				2137
Haydons Road (HYR) d		1939				2009				2039				2109				2139
Tooting (TOO) d		1943				2013				2043				2113				2143
Streatham (STE) 4 d	1933	1947		1959	2003	2017		2029	2033	2047		2059	2103	2117		2129	2133	2147
Tulse Hill (TUH) 4 a	1937	1951		2003	2007	2021		2033	2037	2051		2103	2107	2121		2133	2137	2151
Tulse Hill (TUH) 4 d	1937	1952		2003	2007	2022		2033	2037	2052		2103	2107	2122		2133	2137	2152
North Dulwich (NDL) d				2006						2036				2106				2136
East Dulwich (EDW) d				2008						2038				2108				2138
Peckham Rye (PMR) 4 d				2012						2042				2112				2142
Queens Rd Peckham (QRP) d				2014						2044				2114				2144
South Bermondsey (SBM) d				2017						2047				2117				2147
London Bridge (LBG) 4 a				2022						2052				2122				2152
Herne Hill (HNH) 4 d	1941	1956			2011	2026			2041	2056			2111	2126			2141	2156
Loughborough Jn (LGJ) d	1944	1959			2014	2029			2044	2059			2114	2129			2144	2159
Elephant & Castle (EPH) d	1949	2004			2019	2034			2049	2104			2119	2134			2149	2204
London Blackfriars (BFR) 3 a	1953	2008			2023	2038			2053	2108			2123	2138			2153	2208
City Thameslink (CTK) 3 a																		
Farringdon (ZFD) 3 a	1958	2013			2028	2043			2058	2113			2128	2143			2158	2213
St Pancras International (STP) 15 a	2002	2017			2032	2047			2102	2117			2132	2147			2202	2217
Balham (BAL) 4 a			2002				2032				2102				2132			
Clapham Junction (CLJ) 10 a			2007				2037				2107				2137			
London Victoria (VIC) 10 a			2015				2046				2115				2145			

NOTES (see introductory pages for explanation of train operator codes and standard symbols)

- a Arrival time
- d Departure time
- A From East Croydon, see table 164
- B To Bedford, see table 051
- D From Dorking, see table 162
- E To Luton, see table 051
- F To St Albans City, see table 051



## Sutton and Wimbledon to London via Streatham and Tulse Hill

## Sundays

Operator Train ID Days of operation/Notes	SN	SN	TL	TL	SN	SN	TL	TL	SN	SN	TL	SN	SN
	2163 D	2J66 A	9V80 G	9092 B	2165 C	2J68 A	9V92 B	9084	2167 D	2J70 A	9V94 B	2169 C	2199 H
Sutton (Surrey) (SUO) 4 d	2142		2146	2149	2212		2216	2219	2242		2246	2312	2346
Carshalton (CSH) d	2145		2149		2215		2219		2245		2249	2315	2349
Hackbridge (HCB) d	2148		2152		2218		2222		2248		2252	2318	2352
Mitcham Junction (MIJ) d	2151		2155		2221		2225		2251		2255	2321	2355
Mitcham Eastfields (MTC) d	2154		2158		2224		2228		2254		2258	2324	2358
West Sutton (WSU) d				2152				2222					
Sutton Common (SUC) d				2154				2224					
St Helier (SIH) d				2157				2227					
Morden South (MDS) d				2159				2229					
South Merton (SMO) d				2201				2231					
Wimbledon Chase (WBO) d				2203				2233					
Wimbledon (WIM) 6 a				2206				2236					
Wimbledon (WIM) 6 d				2207				2237					
Haydens Road (HYR) d				2209				2239					
Tooting (TOO) d				2213				2242					
Streatham (STE) 4 d		2159	2203	2217		2229	2233	2247		2300	2303		
Tulse Hill (TUH) 4 a		2203	2207	2221		2233	2237	2251		2303	2307		
Tulse Hill (TUH) 4 d		2203	2207	2222		2233	2237	2252		2304	2307		
North Dulwich (NDL) d		2206				2236				2307			
East Dulwich (EDW) d		2208				2238				2309			
Peckham Rye (PMR) 4 d		2212				2242				2312			
Queens Rd Peckham (QRP) d		2214				2244				2314			
South Bermondsey (SBM) d		2217				2247				2317			
London Bridge (LBG) 4 a		2222				2252				2322			
Herne Hill (HNH) 4 d			2211	2226			2241	2256			2311		
Loughborough Jn (LGJ) d			2214	2229			2244	2259			2314		
Elephant & Castle (EPH) d			2219	2234			2249	2304			2319		
London Blackfriars (BFR) 3 a			2223	2238			2253	2308			2323		
City Thameslink (CTK) 3 a													
Farringdon (ZFD) 3 a			2228	2243			2258				2328		
St Pancras International (STP) 15 a			2232	2247			2302				2332		
Balham (BAL) 4 a	2202				2232				2302			2331	0006
Clapham Junction (CLJ) 10 a	2207				2237				2307			2335	0012
London Victoria (VIC) 10 a	2215				2248				2318			2343	0021

NOTES (see introductory pages for explanation of train operator codes and standard symbols)

- a Arrival time
- d Departure time
- A From East Croydon, see table 164
- B To Bedford, see table 051
- C From Epsom, see table 162
- D From Dorking, see table 162
- G To West Hampstead Thameslink, see table 051
- H From Dorking, see table 162. Also calls at Wandsworth Common and Battersea Park