







London, Milton Keynes and Rugby to Nuneaton, Tamworth, Lichfield, Stafford and Crewe

Mondays to Fridays

Operator Train ID Days of operation/Notes 1st Class/Reservations/Bus Catering facilities	LM 2U19	LM 2U21 A	VT 1F10 B 1R	VT 1S37 C 1R	LM 1U23	VT 1H61 D 1R	VT 1F11 B 1R	VT 1H62 D 1R	LM 1U25	VT 1F12 B 1R	VT 1H63 D 1R	LM 1U27	VT 1C92 E 1R	VT 1F13 B 1R	VT 1D83 F 1R
London Euston (EUS)  d			0527	0531	0628	0636	0707	0735	0746	0807	0840	0846	0853	0907	0910
Watford Junction (WFJ) d			0546u	0550u		0651u									
Milton Keynes Central (MKC) d			0615	0621	0701			0806	0819	0838		0919			0941
Northampton (NMP) d	0520	0605													
Rugby (RUG) d	0542	0627		0645	0729				0842			0942	0946		
Nuneaton (NUN) d	0555	0640	0645		0742				0855			0955			
Atherstone (ATH) d	0601	0646			0747				0901			1001			
Tamworth (TAM) d	0610	0656			0755				0909			1009			
Lichfield Trent Valley (LTV) d	0616	0702			0802				0917			1017			
Rugeley Trent Valley (RGL) d	0625	0710			0809				0924			1024			
Stafford (STA) a	0634	0719	0708		0819		0824		0935	0927		1035		1024	
Crewe (CRE)  a	0654	0739	0727	0730	0837	0811	0841	0910	0953		1010	1053	1036	1041	1045

Operator Train ID Days of operation/Notes 1st Class/Reservations/Bus Catering facilities	VT 1H64 D 1R	LM 1U29	VT 1F14 B 1R	VT 1P93 G 1R	VT 1H65 D 1R	LM 1U31	VT 1F15 B 1R	VT 1H66 D 1R	LM 1U33	VT 1F16 B 1R	VT 1H67 D 1R	LM 1U35	VT 1F17 B 1R	VT 1H68 D 1R	LM 1U37
London Euston (EUS)  d	0940	0946	1007	1036	1040	1046	1107	1140	1146	1207	1240	1246	1307	1340	1346
Watford Junction (WFJ) d															
Milton Keynes Central (MKC) d		1019				1119			1219			1319			1419
Northampton (NMP) d															
Rugby (RUG) d		1042		1125		1142			1242			1342			1442
Nuneaton (NUN) d		1055				1155			1255			1355			1455
Atherstone (ATH) d		1101				1201			1301			1401			1501
Tamworth (TAM) d		1109				1209			1309			1409			1509
Lichfield Trent Valley (LTV) d		1117				1217			1317			1417			1517
Rugeley Trent Valley (RGL) d		1124				1224			1324			1424			1524
Stafford (STA) a		1135	1124			1235	1224		1337	1324		1434	1424		1534
Crewe (CRE)  a	1110	1153	1141	1214	1210	1253	1241	1310	1404	1341	1410	1454	1441	1510	1552

Operator Train ID Days of operation/Notes 1st Class/Reservations/Bus Catering facilities	VT 1F18 B 1R	VT 1H69 D 1R	LM 1U39	VT 1F19 B 1R	VT 1H70 D 1R	LM 1U41	VT 1F20 B 1R	VT 1H71 D 1R	VT 1S87 C 1R	LM 1U43	VT 1F22 B 1R	VT 1H39 H 1R	VT 1F23 B 1R	VT 1H72 D 1R	VT 1C94 E 1R
London Euston (EUS)  d	1407	1440	1446	1507	1540	1546	1559	1640	1657	1646	1703	1710	1733	1740	1757
Watford Junction (WFJ) d															
Milton Keynes Central (MKC) d			1519			1619	1631			1719		1740			
Northampton (NMP) d															
Rugby (RUG) d			1542			1642	1654			1747	1753		1823		
Nuneaton (NUN) d			1555			1655				1801		1809a			
Atherstone (ATH) d			1601			1701				1807					
Tamworth (TAM) d			1609			1709			1800	1816					1900
Lichfield Trent Valley (LTV) d			1617			1717			1806a	1822					1906a
Rugeley Trent Valley (RGL) d			1624			1724				1830					
Stafford (STA) a	1524		1635	1624		1734	1724			1839	1824		1852		
Crewe (CRE)  a	1541	1610	1653	1641	1710	1752	1741	1810		1901	1842		1915	1910	

For the complete service between London, Milton Keynes and Rugby see table 67

For the complete service between Stafford and Crewe see table 76

NOTES (see introductory pages for explanation of train operator codes and standard symbols)

- a Arrival time
- d Departure time
- u Stops to pick up only
- A Also calls at Polesworth 0651
- B To Liverpool Lime Street, see table 76
- C To Glasgow Central, see table 65
- D To Manchester Piccadilly, see table 93
- E To Lancaster, see table 65
- F To Holyhead, see table 77
- G To Blackpool North, see table 65
- H To Manchester Piccadilly via Stoke-On-Trent, see table 76

London, Milton Keynes and Rugby to Nuneaton, Tamworth, Lichfield, Stafford and Crewe

Mondays to Fridays

Operator Train ID Days of operation/Notes 1st Class/Reservations/Bus Catering facilities	LM 1U45	VT 1F24 B 11R 1R	VT 1J32 J 11R 1R	VT 1H73 D 11R 1R	VT 1P05 FO K 11R 1R	LM 1U47 FX 1	LM 1U47 FO 1	VT 1S06 C 11R 1R	VT 1H74 D 11R 1R	LM 1U49	VT 1F27 B 11R 1R	VT 1P07 K 11R 1R	VT 1H75 D 11R 1R	LM 1U51	VT 1F28 B 11R 1R
London Euston (EUS) d	1746	1803	1810	1834	1846	1846	1849	1910	1940	1946	2007	2030	2040	2046	2107
Watford Junction (WFJ) d															
Milton Keynes Central (MKC) d	1819		1841um		1919	1919	1924	1941		2019				2119	2139
Northampton (NMP) d							1945								
Rugby (RUG) d	1848	1852		1923	1941	1946	2005			2042				2145	
Nuneaton (NUN) d	1900		1912			2002	2018			2100c	2103			2200e	2208
Atherstone (ATH) d	1906					2008	2024			2106				2206	
Tamworth (TAM) d	1915			1943		2016	2033		2043	2114		2135		2215	
Lichfield Trent Valley (LTV) d	1921			1951		2023	2039		2050	2121		2142		2222	
Rugeley Trent Valley (RGL) d	1929					2030	2047			2128				2229	
Stafford (STA) a	1938	1924			2013	2039	2056		2102	2138	2127	2158		2244	
Crewe (CRE) a	2003	1941	1951	2017	2042	2108	2119	2049	2121	2200	2146	2217	2210	2302	2253

Operator Train ID Days of operation/Notes 1st Class/Reservations/Bus Catering facilities	VT 1P09 K 11R 1R	LM 1U53	VT 1H77 D 11R 1R
London Euston (EUS) d	2110	2146	2200
Watford Junction (WFJ) d	2125u		
Milton Keynes Central (MKC) d		2219	2240
Northampton (NMP) d			
Rugby (RUG) d	2205	2246	2303
Nuneaton (NUN) d		2258	2314
Atherstone (ATH) d		2304	
Tamworth (TAM) d		2312	2326s
Lichfield Trent Valley (LTV) d		2318	2333s
Rugeley Trent Valley (RGL) d		2325	
Stafford (STA) a	2237	2338	
Crewe (CRE) a	2258	0013	0021f

NOTES (see introductory pages for explanation of train operator codes and standard symbols)

- a Arrival time
- d Departure time
- s Stops to set down only
- u Stops to pick up only
- c Arrives 7 minutes earlier
- e Arrives 3 minutes earlier
- f Fridays arrives 4 minutes earlier
- um Mondays to Thursdays stops to pick up only
- B To Liverpool Lime Street, see table 76
- C To Glasgow Central, see table 65
- D To Manchester Piccadilly, see table 93
- J To Wrexham General, see table 77
- K To Preston, see table 65
- FO Fridays only
- FX Not Fridays

London, Milton Keynes and Rugby to Nuneaton, Tamworth, Lichfield, Stafford and Crewe

Saturdays

Operator Train ID Days of operation/Notes 1st Class/Reservations/Bus Catering facilities	LM 2U19	LM 2U21 A	VT 1S37 B	LM 1U23	VT 1H61 C	VT 1H08 C	VT 1F11 D	VT 1H62 C	LM 1U25	VT 1F12 D	VT 1H63 C	LM 1U27	VT 1C92 E	VT 1F13 D	VT 1H64 C	LM 1U29	VT 1F14 D	VT 1P93 F
London Euston (EUS)	d		0606	0629	0636	0655	0703	0735	0746	0803	0840	0846	0853	0907	0940	0946	1007	1033
Waford Junction (WFJ)	d		0621u		0651u													
Milton Keynes Central (MKC)	d		0641	0702		0727		0806	0819			0919				1019		
Northampton (NMP)	d	0541	0637															
Rugby (RUG)	d	0602	0657	0704	0727				0842	0851		0942	0946			1042		1123
Nuneaton (NUN)	d	0621c	0711		0741				0855			0955				1055		
Atherstone (ATH)	d	0626	0716		0747				0901			1001				1101		
Tamworth (TAM)	d	0635	0728		0755				0909			1009				1109		
Lichfield Trent Valley (LTV)	d	0641	0734		0801		0806a	0812	0917			1017				1117		1146
Rugeley Trent Valley (RGL)	d	0648	0742		0809				0924			1024				1124		
Stafford (STA)	a	0657	0752	0733	0818			0826	0935	0924		1035		1024		1134	1124	
Crewe (CRE)	a	0716	0814	0752	0837	0810		0844	0954	0941	1010	1053	1037	1043	1110	1208	1141	1215

Operator Train ID Days of operation/Notes 1st Class/Reservations/Bus Catering facilities	VT 1H65 C	LM 1U31	VT 1F15 D	VT 1D85 G	VT 1H66 C	LM 1U33	VT 1F16 D	VT 1H67 C	LM 1U35	VT 1F17 D	VT 1H68 C	LM 1U37	VT 1F18 D	VT 1H69 C	LM 1U39	VT 1F19 D	VT 1H70 C	LM 1U41
London Euston (EUS)	d	1040	1046	1107	1135	1140	1146	1207	1240	1307	1340	1346	1407	1440	1446	1507	1540	1546
Waford Junction (WFJ)	d																	
Milton Keynes Central (MKC)	d		1119				1219		1319			1419			1519			1619
Northampton (NMP)	d																	
Rugby (RUG)	d		1142		1225		1242		1342			1442			1542			1642
Nuneaton (NUN)	d		1155				1255		1355			1455			1555			1655
Atherstone (ATH)	d		1201				1301		1401			1501			1601			1701
Tamworth (TAM)	d		1209				1309		1409			1509			1609			1709
Lichfield Trent Valley (LTV)	d		1217				1317		1417			1517			1617			1717
Rugeley Trent Valley (RGL)	d		1224				1324		1424			1524			1624			1724
Stafford (STA)	a		1235	1224	1300		1341	1324	1435	1424		1535	1524		1635	1624		1735
Crewe (CRE)	a	1210	1253	1241	1328	1310	1403	1341	1454	1441	1510	1553	1541	1610	1654	1641	1710	1754

Operator Train ID Days of operation/Notes 1st Class/Reservations/Bus Catering facilities	VT 1F20 D	VT 1F28 D	VT 1H71 C	LM 1U43	VT 1F21 D	VT 1D91 H	VT 1H72 C	LM 1U45	VT 1F22 D	VT 1H73 C	LM 1U47	VT 1F26 D	VT 1P06 J	LM 1U49	VT 1H74 C	VT 1F27 D	VT 1H07 K	VT 1P07 J
London Euston (EUS)	d	1607	1633	1640	1646	1707	1710	1740	1746	1807	1833	1846	1907	1930	1933	1939	2011	2020
Waford Junction (WFJ)	d																	2031
Milton Keynes Central (MKC)	d				1719		1741		1819			1919		2007			2106	2046u
Northampton (NMP)	d																	
Rugby (RUG)	d		1723		1742			1842			1942			2030	2038	2118		2138
Nuneaton (NUN)	d				1755	1803		1855		1955	2003			2043			2134a	
Atherstone (ATH)	d				1801			1901			2001			2049				
Tamworth (TAM)	d		1747		1809			1909		1937	2009			2057				2155
Lichfield Trent Valley (LTV)	d		1754		1817			1917		1944	2017			2104				2202
Rugeley Trent Valley (RGL)	d				1824			1924			2024			2111				
Stafford (STA)	a	1724	1807		1835	1826		1935	1924		2035	2026		2120		2148		
Crewe (CRE)	a	1741		1810	1854	1845	1847	1910	1953	1941	2013	2054	2045	2102	2139	2123	2207	2230

Operator Train ID Days of operation/Notes 1st Class/Reservations/Bus Catering facilities	LM 1U51	VT 1H76 C
London Euston (EUS)	d	2034
Waford Junction (WFJ)	d	2051u
Milton Keynes Central (MKC)	d	2122
Northampton (NMP)	d	2146
Rugby (RUG)	d	2145
Nuneaton (NUN)	d	2156
Atherstone (ATH)	d	2202
Tamworth (TAM)	d	2210
Lichfield Trent Valley (LTV)	d	2217
Rugeley Trent Valley (RGL)	d	2224
Stafford (STA)	a	2236
Crewe (CRE)	a	2301

NOTES (see introductory pages for explanation of train operator codes and standard symbols)

- a Arrival time
- d Departure time
- u Stops to pick up only
- c Arrives 7 minutes earlier
- A Also calls at Polesworth 0722
- B To Glasgow Central, see table 65
- C To Manchester Piccadilly, see table 93
- D To Liverpool Lime Street, see table 76
- E To Lancaster, see table 65
- F To Blackpool North, see table 65
- G To Chester, see table 77
- H To Holyhead, see table 77
- J To Preston, see table 65
- K To Manchester Piccadilly via Stoke-On-Trent, see table 76

London, Milton Keynes and Rugby to Nuneaton, Tamworth, Lichfield, Stafford and Crewe

Sundays

Operator Train ID Days of operation/Notes 1st Class/Reservations/Bus Catering facilities	VT 1H63 A 1R	VT 1F10 B 1R	LM 1U27 1	VT 1S37 C 1R	VT 1F11 B 1R	LM 2U29 1	VT 1S52 C 1R	VT 1F12 B 1R	LM 2U31 1	VT 1S58 C 1R	LM 2U33 1	VT 1F13 B 1R	VT 1F14 B 1R	VT 1H67 A 1R	LM 1U35 1	VT 1F15 B 1R	VT 1H68 A 1R	LM 1U37 1
London Euston (EUS) d	0810	0817		0847	0917	0855	0946	1016	1001	1046	1053	1116	1205	1237	1243	1303	1337	1343
Watford Junction (WFJ) d						0914			1019		1114							
Milton Keynes Central (MKC) d	0856			0934		0957	1033		1058	1133	1158	1203			1320			1419
Northampton (NMP) d			0930			1028			1129		1217							
Rugby (RUG) d			0952	1010		1050	1109		1152	1209	1239				1347			1447
Nuneaton (NUN) d		0944	1005		1045	1105		1147	1205		1251				1400			1500
Atherstone (ATH) d			1011			1111			1211		1257				1406			1506
Tamworth (TAM) d			1020			1119			1219		1305				1415			1515
Lichfield Trent Valley (LTV) d			1026		1102	1126			1225		1311				1421			1521
Rugeley Trent Valley (RGL) d			1034			1134			1233		1319				1429			1529
Stafford (STA) a		1008	1047		1115	1143		1213	1244		1330	1253	1327		1439	1423		1539
Crewe (CRE) a	1017	1028	1107	1056	1134	1204	1155	1232	1303	1256	1349	1312	1345	1412	1458	1443	1512	1558

Operator Train ID Days of operation/Notes 1st Class/Reservations/Bus Catering facilities	VT 1F16 B 1R	VT 1H69 A 1R	LM 1U39 1	VT 1F17 B 1R	VT 1H70 A 1R	LM 1U41 1	VT 1F18 B 1R	VT 1H71 A 1R	LM 1U43 1	VT 1F19 B 1R	VT 1H24 A 1R	VT 1H72 A 1R	LM 1U45 1	VT 1F20 B 1R	VT 1D92 D 1R	VT 1H73 A 1R	LM 1U47 1	VT 1F21 B 1R
London Euston (EUS) d	1405	1437	1443	1505	1537	1543	1605	1637	1643	1705	1708	1737	1743	1805	1808	1829	1846	1905
Watford Junction (WFJ) d						1619			1719		1741		1819	1839	1842		1922	
Milton Keynes Central (MKC) d			1519			1619			1719		1741		1819	1839	1842		1922	
Northampton (NMP) d																		
Rugby (RUG) d			1542			1647			1747				1847			1925	1947	
Nuneaton (NUN) d			1557c			1700			1759	1804			1900				2000	2004
Atherstone (ATH) d			1603			1706			1805				1906				2006	
Tamworth (TAM) d			1612			1715			1813				1915				2015	
Lichfield Trent Valley (LTV) d			1618			1721			1819		1826a		1921				2022	
Rugeley Trent Valley (RGL) d			1626			1729			1826				1929				2029	
Stafford (STA) a	1524		1636	1624		1739	1725		1836				1939	1929			2043	2028
Crewe (CRE) a	1543	1612	1700	1643	1712	1759	1744	1812	1854	1844		1912	2003	1947	1950	2012	2119	2047

Operator Train ID Days of operation/Notes 1st Class/Reservations/Bus Catering facilities	VT 1H74 A 1R	LM 1U49 1	VT 1F22 B 1R	VT 1P05 E 1R	VT 1H75 A 1R	VT 1P06 E 1R	VT 1F24 B 1R	VT 1H77 A 1R
London Euston (EUS) d	1937	1947	2005	2025	2035	2050	2121	2151
Watford Junction (WFJ) d								
Milton Keynes Central (MKC) d			2039			2141		2242
Northampton (NMP) d								
Rugby (RUG) d		2048				2203		2319
Nuneaton (NUN) d		2100	2109			2257		2330
Atherstone (ATH) d		2106						
Tamworth (TAM) d		2115		2132				
Lichfield Trent Valley (LTV) d		2121		2139				
Rugeley Trent Valley (RGL) d		2129						
Stafford (STA) a		2139	2132		2203		2322	2354s
Crewe (CRE) a	2112	2158	2152	2210	2221	2251	2344	0016

NOTES (see introductory pages for explanation of train operator codes and standard symbols)

- a Arrival time
- d Departure time
- s Stops to set down only
- c Arrives 3 minutes earlier
- A To Manchester Piccadilly, see table 93
- B To Liverpool Lime Street, see table 76
- C To Glasgow Central, see table 65
- D To Holyhead, see table 65
- E To Preston, see table 65

Crewe and Stafford to Lichfield, Tamworth, Nuneaton, Rugby, Milton Keynes and London

Mondays to Fridays

Operator Train ID Days of operation/Notes 1st Class/Reservations/Bus Catering facilities	VT 1R02 A	LM 1U00	VT 1R05 B	VT 1R07 C	VT 1R08 A	VT 1R11 B	VT 1R13	VT 1R17 A	LM 1U20	VT 1R24 D	VT 1R25 A	LM 1U22	VT 1R27 B	VT 1R28 A	VT 1A14 A	VT 1A15 B	VT 1A16 A	LM 1U24	
Crewe (CRE)	10 d	0536	0546	0603		0628		0653	0718	0714	0757		0816	0823	0829		0924	0930	0933
Stafford (STA)	d	0555	0608	0621				0653	0736	0739			0836	0842			0943		0952
Rugeley Trent Valley (RGL)	d		0618							0749			0845						1005c
Lichfield Trent Valley (LTV)	d		0625		0640		0708			0757			0853		0900				1013
Tamworth (TAM)	d		0635c		0647		0715			0804			0901		0907				1020
Atherstone (ATH)	d		0643							0812			0909						1028
Nuneaton (NUN)	d	0618	0650			0707		0734		0818		0845	0916		0945				1036
Rugby (RUG)	a	0631	0705	0652	0706					0833	0845		0931						1052
Northampton (NMP)	a																		
Milton Keynes Central (MKC)	a	0651		0712						0855			0954						1113
Watford Junction (WFJ)	a											0931s							
London Euston (EUS)	15 a	0728	0808	0750	0801	0810	0823	0841	0856	0937	0940	0949	1030	1000	1019	1045	1100	1107	1150

Operator Train ID Days of operation/Notes 1st Class/Reservations/Bus Catering facilities	VT 1A20 B	VT 1A21 A	LM 1U26	VT 1A25 B	VT 1A26 A	LM 1U28	VT 1A30 B	VT 1A31 A	LM 1U30	VT 1A35 B	VT 1A36 A	LM 1U32	VT 1A92 C	VT 1A40 B	VT 1A41 A	LM 1U34	VT 1A45 B	VT 1A46 A	
Crewe (CRE)	10 d	1022	1029	1033	1122	1129	1133	1222	1229	1233	1325	1329	1333	1419	1424	1429	1433	1522	1529
Stafford (STA)	d	1041		1052	1141		1155	1241		1255	1343		1355		1443		1455	1541	
Rugeley Trent Valley (RGL)	d			1105c			1205			1305			1405				1505		
Lichfield Trent Valley (LTV)	d			1113			1213			1313			1413				1513		
Tamworth (TAM)	d			1120			1220			1320			1420				1520		
Atherstone (ATH)	d			1128			1228			1328			1428				1528		
Nuneaton (NUN)	d			1135			1235			1335			1435				1535		
Rugby (RUG)	a			1152			1251			1350			1450	1504			1550		
Northampton (NMP)	a																		
Milton Keynes Central (MKC)	a			1214			1314			1414			1514				1614		
Watford Junction (WFJ)	a																		
London Euston (EUS)	15 a	1159	1204	1250	1259	1306	1350	1403	1406	1450	1502	1507	1550	1559	1603	1607	1650	1659	1703

Operator Train ID Days of operation/Notes 1st Class/Reservations/Bus Catering facilities	LM 1U36	VT 1A48 D	VT 1A93 C	VT 1A50 B	VT 1A51 A	LM 1U38	VT 1A55 B	VT 1A56 A	LM 1U40	VT 1A60 B	VT 1A61 A	LM 1U42	VT 1A65 B	VT 1A66 A	LM 1U44	VT 1A70 B	VT 1A71 A	LM 1N80
Crewe (CRE)	10 d	1533	1556	1619	1624	1629	1633	1729	1733	1824	1829	1833	1922	1929	1935	2024	2029	2038
Stafford (STA)	d	1555			1644		1655	1737		1755	1843		1903	1941		1953	2048	2103
Rugeley Trent Valley (RGL)	d	1605					1705			1805			1911			2002		2114
Lichfield Trent Valley (LTV)	d	1613					1713			1813			1919			2010		2121
Tamworth (TAM)	d	1620					1720			1820			1926			2017		2128
Atherstone (ATH)	d	1628					1728			1828			1934			2025		2136
Nuneaton (NUN)	d	1635					1735			1835			1941			2032	2101	2143
Rugby (RUG)	a	1650		1705			1750			1850			1956			2047		2158
Northampton (NMP)	a																	2222
Milton Keynes Central (MKC)	a	1714	1702				1814	1824		1914	1932	2017		2031	2110		2134	
Watford Junction (WFJ)	a							1848s		1946s			2047s		2132	2147s		
London Euston (EUS)	15 a	1752	1739	1759	1803	1807	1850	1859	1905	1950	2003	2007	2053	2103	2106	2148	2204	2209

Operator Train ID Days of operation/Notes 1st Class/Reservations/Bus Catering facilities	VT 1M18 E	VT 1A74 B	LM 1N90	LM 1N92	
Crewe (CRE)	10 d	2044	2125	2131	2154
Stafford (STA)	d		2146	2149	2213
Rugeley Trent Valley (RGL)	d			2158	2222
Lichfield Trent Valley (LTV)	d		2200	2206	2230
Tamworth (TAM)	d		2207	2213	2236
Atherstone (ATH)	d			2221	2245
Nuneaton (NUN)	d		2218	2228	2251
Rugby (RUG)	a	2129	2230	2241	2305
Northampton (NMP)	a			2304	2327
Milton Keynes Central (MKC)	a	2149	2253		
Watford Junction (WFJ)	a		2325s		
London Euston (EUS)	15 a	2227	2344		

NOTES (see introductory pages for explanation of train operator codes and standard symbols)

- a Arrival time
- d Departure time
- s Stops to set down only
- c Arrives 4 minutes earlier
- A From Manchester Piccadilly, see table 93
- B From Liverpool Lime Street, see table 76
- C From Lancaster, see table 65
- D From Holyhead, see table 77
- E From Glasgow Central, see table 65

Crewe and Stafford to Lichfield, Tamworth, Nuneaton, Rugby, Milton Keynes and London

Saturdays

Operator Train ID Days of operation/Notes 1st Class/Reservations/Bus Catering facilities	LM 1U00	VT 1A01 A	VT 1A02 B	LM 1U16	VT 1A03 A	VT 1A05 A	VT 1A07 B	LM 1U18	VT 1A08 A	LM 1U20	VT 1A11 B	VT 1A12 B	VT 1A13 A	LM 1U22	VT 1A15 C	VT 1A17 B	VT 1A18 A	LM 1U24	
Crewe (CRE)	10 d	0539	0600	0624	0629		0720	0725	0729	0745	0754	0822	0829	0833	0857	0924	0929	0933	
Stafford (STA)	d	0559	0619	0647			0739	0748		0807	0815	0841		0855		0943		0955	
Rugeley Trent Valley (RGL)	d	0609		0657				0757		0818				0905				1005	
Lichfield Trent Valley (LTV)	d	0616		0704		0712		0805		0826	0830			0913				1013	
Tamworth (TAM)	d	0623		0711		0718		0812		0832	0837			0920				1020	
Atherstone (ATH)	d	0631		0719				0820		0840				0928				1028	
Nuneaton (NUN)	d	0639	0659	0726				0827		0847		0904		0935				1035	
Rugby (RUG)	a	0655	0649	0742	0714			0842		0903				0950				1050	
Northampton (NMP)	a																		
Milton Keynes Central (MKC)	a		0710		0804	0735		0905		0924				1015	1001			1114	
Watford Junction (WFJ)	a		0734s	0747s															
London Euston (EUS)	15 a	0759	0751	0804	0840	0809	0823	0900	0950	0903	1000	0944	1003	1008	1052	1036	1100	1104	1150

Operator Train ID Days of operation/Notes 1st Class/Reservations/Bus Catering facilities	VT 1A22 B	VT 1A23 A	LM 1U26	VT 1A27 B	VT 1A28 A	LM 1U28	VT 1A32 B	VT 1A33 A	LM 1U30	VT 1A37 B	VT 1A38 A	LM 1U32	VT 1A42 B	VT 1A43 A	LM 1U34	VT 1A45 D	VT 1A47 B	VT 1A48 A	
Crewe (CRE)	10 d	1022	1029	1033	1122	1129	1133	1222	1229	1233	1324	1329	1333	1424	1429	1433	1457	1522	1529
Stafford (STA)	d	1041		1055	1141		1155	1241		1255	1342		1355	1443		1455		1541	
Rugeley Trent Valley (RGL)	d			1105			1205			1305			1405			1505			
Lichfield Trent Valley (LTV)	d			1113			1213			1313			1413			1513			
Tamworth (TAM)	d			1120			1220			1320			1420			1520			
Atherstone (ATH)	d			1128			1228			1328			1428			1528			
Nuneaton (NUN)	d			1135			1235			1335			1435			1535			
Rugby (RUG)	a			1150			1250			1350			1450			1550			
Northampton (NMP)	a																		
Milton Keynes Central (MKC)	a			1215			1314		1414			1514			1614	1602			
Watford Junction (WFJ)	a																		
London Euston (EUS)	15 a	1159	1202	1251	1259	1302	1350	1401	1404	1450	1459	1507	1550	1601	1604	1650	1637	1658	1703

Operator Train ID Days of operation/Notes 1st Class/Reservations/Bus Catering facilities	LM 1U36	VT 1A52 B	VT 1A53 A	LM 1U38	VT 1A93 E	VT 1A57 B	VT 1A58 A	LM 1U40	VT 1A62 B	VT 1A63 A	LM 2N42	VT 1M16 F	VT 1A66 B	VT 1A67 A	LM 2N44	VT 1A69 B	VT 1M18 F	LM 1U90	
Crewe (CRE)	10 d	1533	1622	1629	1633	1715	1723	1729	1733	1822	1828	1833	1842	1922	1929	1933	2024	2049	2038
Stafford (STA)	d	1555	1641		1655		1744		1755	1841		1855	1940			1952	2044		2058
Rugeley Trent Valley (RGL)	d	1605			1705				1805			1905				2001			2108
Lichfield Trent Valley (LTV)	d	1613			1713		1800		1813			1913				2009			2115
Tamworth (TAM)	d	1620			1720				1820			1920				2015			2122
Atherstone (ATH)	d	1628			1728				1828			1928				2023			2130
Nuneaton (NUN)	d	1635			1735				1835			1935				2030			2137
Rugby (RUG)	a	1650			1750	1803		1850				1950				2046			2152
Northampton (NMP)	a											2011				2107			
Milton Keynes Central (MKC)	a	1714			1814			1914										2154	2216
Watford Junction (WFJ)	a																		
London Euston (EUS)	15 a	1750	1759	1802	1850	1854	1907	1902	1950	1958	2001		2027	2113	2123		2218	2247	2304

NOTES (see introductory pages for explanation of train operator codes and standard symbols)

- a Arrival time
- d Departure time
- s Stops to set down only
- A From Manchester Piccadilly, see table 93
- B From Liverpool Lime Street, see table 76
- C From Holyhead, see table 77
- D From Chester, see table 77
- E From Blackpool North, see table 65
- F From Glasgow Central, see table 65

Crewe and Stafford to Lichfield, Tamworth, Nuneaton, Rugby, Milton Keynes and London

Sundays

Operator Train ID Days of operation/Notes 1st Class/Reservations/Bus Catering facilities	VT 1A02 A	VT 1A01 B	VT 1A05 B	VT 1A06 C	VT 1A09 B	LM 1U90	VT 1A10 C	VT 1A11 A	VT 1A14 B	LM 1U92	VT 1A16 C	LM 1U30	VT 1A22 B	VT 1A23 A	LM 1U32	VT 1A30 B	VT 1A31 A	LM 1U34	
Crewe (CRE)	10 d	0843	0853	0913	0943	1014	0952	1044	1055	1114	1123	1142	1216	1223	1230	1316	1323	1330	1416
Stafford (STA)	d	0902		0932		1033	1020		1136		1141		1237	1243		1337	1343		1437
Rugeley Trent Valley (RGL)	d					1029					1151		1246			1346			1446
Lichfield Trent Valley (LTV)	d		0924			1037					1158		1254			1354			1454
Tamworth (TAM)	d					1044					1205		1300			1400			1500
Atherstone (ATH)	d					1052					1213		1309			1409			1509
Nuneaton (NUN)	d			0955		1056			1159		1220		1315			1415			1515
Rugby (RUG)	a				1031		1119	1131			1235		1330			1430			1530
Northampton (NMP)	a					1142													
Milton Keynes Central (MKC)	a		1019		1106	1146	1158	1206			1258		1354			1454			1554
Watford Junction (WFJ)	a	1034s		1115s	1142s		1232		1236s	1250s									
London Euston (EUS)	15 a	1056	1104	1134	1203	1229	1250	1243	1253	1308	1349	1320	1433	1403	1409	1533	1503	1506	1633

Operator Train ID Days of operation/Notes 1st Class/Reservations/Bus Catering facilities	VT 1A38 B	VT 1A39 A	LM 1U36	VT 1A46 B	VT 1A47 A	VT 1A51 D	LM 1U38	VT 1A54 B	VT 1A55 A	LM 1U40	VT 1A62 B	VT 1A63 A	LM 1U42	VT 1A70 B	VT 1A71 A	VT 1A76 A	VT 1A78 B	VT 1A79 A	
Crewe (CRE)	10 d	1423	1430	1516	1523	1530	1554	1616	1623	1630	1716	1723	1730	1816	1823	1829		1923	1929
Stafford (STA)	d	1443		1537	1543			1637	1643		1737	1742		1837	1843			1943	
Rugeley Trent Valley (RGL)	d			1546				1646			1746			1846					
Lichfield Trent Valley (LTV)	d			1554				1654			1754			1854		1935			
Tamworth (TAM)	d			1600				1700			1800			1900					
Atherstone (ATH)	d			1609				1709			1809			1909					
Nuneaton (NUN)	d			1615				1715			1815			1915					
Rugby (RUG)	a			1630				1730			1830			1930					
Northampton (NMP)	a																		
Milton Keynes Central (MKC)	a			1653		1703	1753			1853			1953						
Watford Junction (WFJ)	a																		
London Euston (EUS)	15 a	1603	1606	1732	1703	1707	1740	1832	1803	1806	1932	1902	1905	2032	2003	2006	2045	2102	2110

Operator Train ID Days of operation/Notes 1st Class/Reservations/Bus Catering facilities	LM 1U94	LM 2U46	VT 1A84 B	VT 1M18 E	VT 1A87 B	LM 2N48	
Crewe (CRE)	10 d	1933	2016	2024	2049	2124	2133
Stafford (STA)	d	1951	2034	2043		2143	2151
Rugeley Trent Valley (RGL)	d	2000	2044				2200
Lichfield Trent Valley (LTV)	d	2008	2051			2200	2208
Tamworth (TAM)	d	2014	2058			2207	2215
Atherstone (ATH)	d	2022	2106				2223
Nuneaton (NUN)	d	2029	2115c			2218	2230
Rugby (RUG)	a	2044	2130			2231	2245
Northampton (NMP)	a		2153				2312
Milton Keynes Central (MKC)	a	2106	2211	2137	2152	2304	
Watford Junction (WFJ)	a	2139	2254		2231s	2334s	
London Euston (EUS)	15 a	2158	2317	2227	2253	2353	

NOTES (see introductory pages for explanation of train operator codes and standard symbols)

- a Arrival time
- d Departure time
- s Stops to set down only
- c Arrives 3 minutes earlier
- A From Manchester Piccadilly, see table 93
- B From Liverpool Lime Street, see table 76
- C From Preston, see table 65
- D From Holyhead, see table 77
- E From Glasgow Central, see table 65